

[54] WATER AND TAPERED SPONGE WASHER STRUCTURE OR SIMILAR ARTICLE

3,137,880 6/1964 Kubit et al. 15/244 R
3,161,905 12/1964 Dryden 15/244 R X
3,366,988 2/1968 Menkin et al. 15/244 R

[76] Inventor: Jackie W. Sudduth, 204 W. Murdock, Andover, Kans. 67002

Primary Examiner—Catherine E. Kemper
Attorney, Agent, or Firm—Phillip A. Rein

[**] Term: 14 Years

[57] CLAIM

[21] Appl. No.: 195,351

The ornamental design for a water and tapered sponge washer structure or similar article, as shown.

[22] Filed: Oct. 9, 1980

DESCRIPTION

[51] Int. Cl. D7—05

FIG. 1 is a perspective view of the water and tapered sponge washer structure showing my new design;

[52] U.S. Cl. D32/45

FIG. 2 is a top plan view thereof;

[58] Field of Search D32/40, 45; 15/244; 401/196, 203, 204, 266, 289

FIG. 3 is a side elevational view thereof;

FIG. 4 is a bottom plan view thereof;

FIG. 5 is an end plan view thereof;

FIG. 6 is an end view directly opposite the view of FIG. 5.

References Cited

U.S. PATENT DOCUMENTS

2,977,625 4/1961 Hopkins 15/244 R X




FIG. 1




FIG. 2

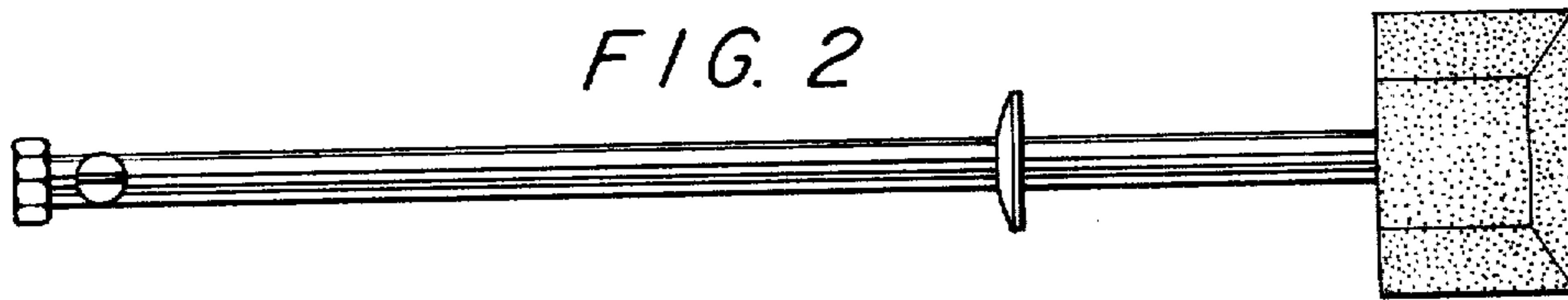


FIG. 3




FIG. 4

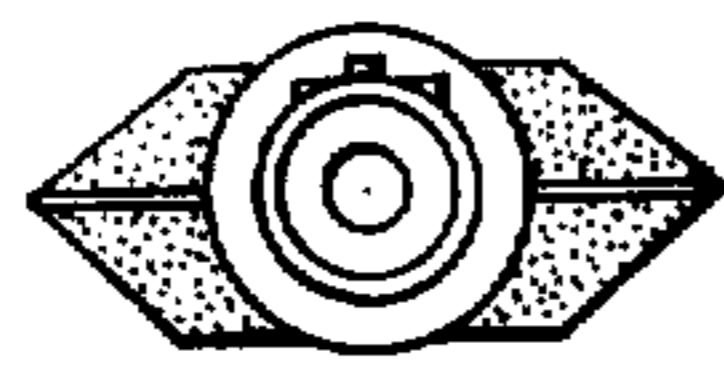


FIG. 5

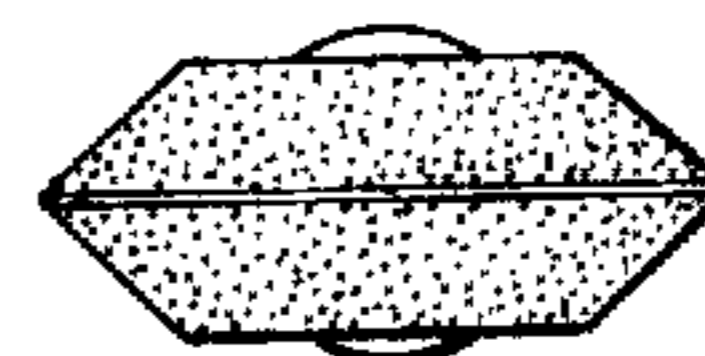


FIG. 6