

[54] ELECTRONIC CALCULATOR

[75] Inventors: Eiichi Yoshioka, Abiko; Kaname Suwa, Yokohama, both of Japan

[73] Assignee: Canon Kabushiki Kaisha, Tokyo, Japan

[\*\*] Term: 14 Years

[21] Appl. No.: 215,346

[22] Filed: Dec. 11, 1980

[30] Foreign Application Priority Data

Jun. 23, 1980 [JP] Japan ..... 55-25036

[51] Int. Cl. .... D18-01

[52] U.S. Cl. .... D18/7

[58] Field of Search ..... D18/2, 6-8, D18/11; D21/13; D10/46.1; D14/100, 107, 114, 115; 434/335; 200/52; 364/706-710

[56] References Cited

U.S. PATENT DOCUMENTS

- D. 223,865 6/1972 Anzai et al. .... D18/7
- D. 247,391 2/1978 Hazama et al. .... D18/7
- D. 260,530 9/1981 Yamasaki ..... D18/7

Primary Examiner—Louis S. Zarfes  
Attorney, Agent, or Firm—Fitzpatrick, Cella, Harper & Scinto

[57] CLAIM

The ornamental design for an electronic calculator, as shown and described.

DESCRIPTION

FIG. 1 is a front elevational view of an electronic calculator showing our new design;  
 FIG. 2 is a rear elevational view thereof;  
 FIG. 3 is a top plan view thereof;  
 FIG. 4 is a bottom plan view thereof;  
 FIG. 5 is a side elevational view as seen from the left of FIG. 1;  
 FIG. 6 is a side elevational view as seen from the right of FIG. 1; and  
 FIG. 7 is a perspective view of the calculator.

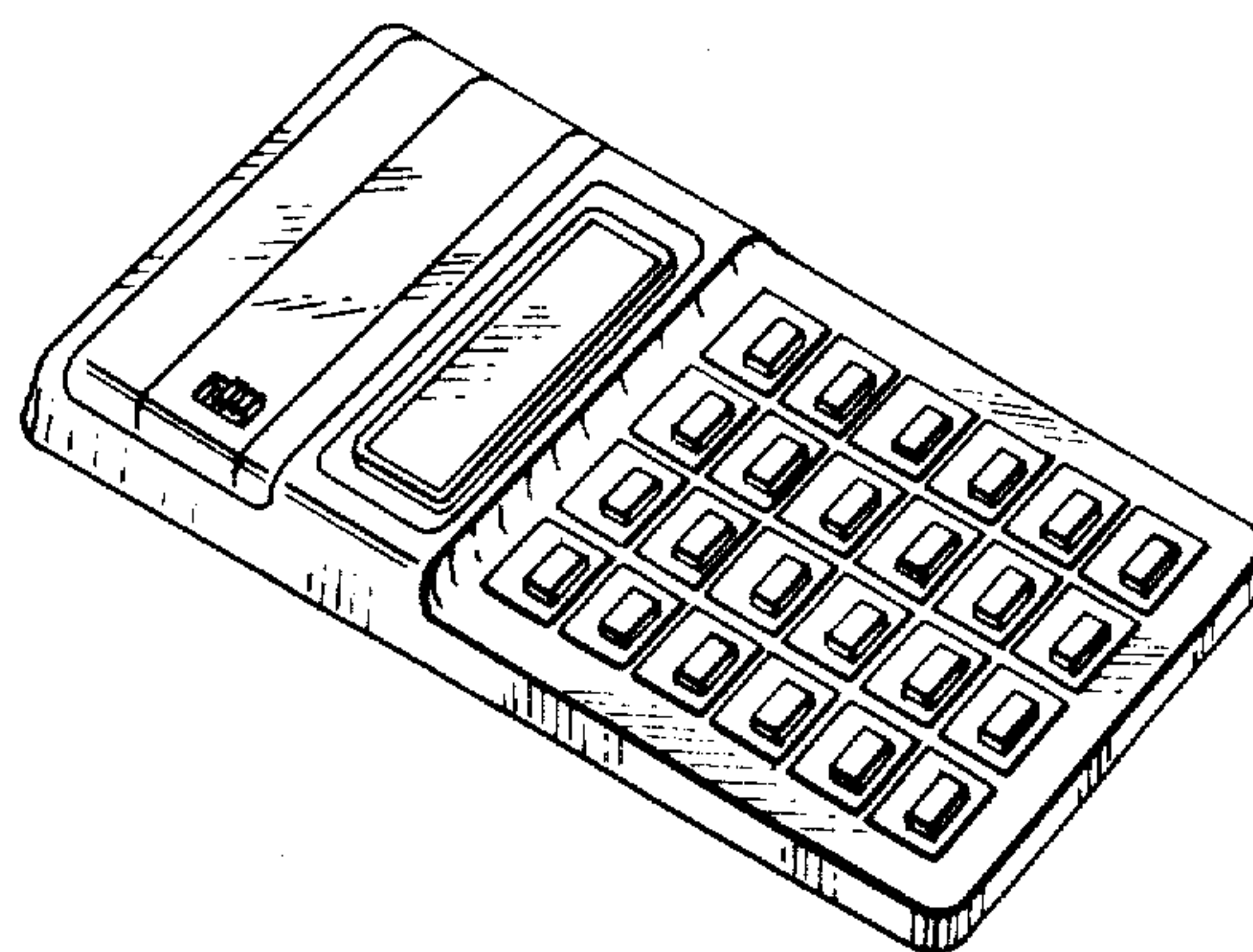


FIG. 1



FIG. 2




FIG. 3

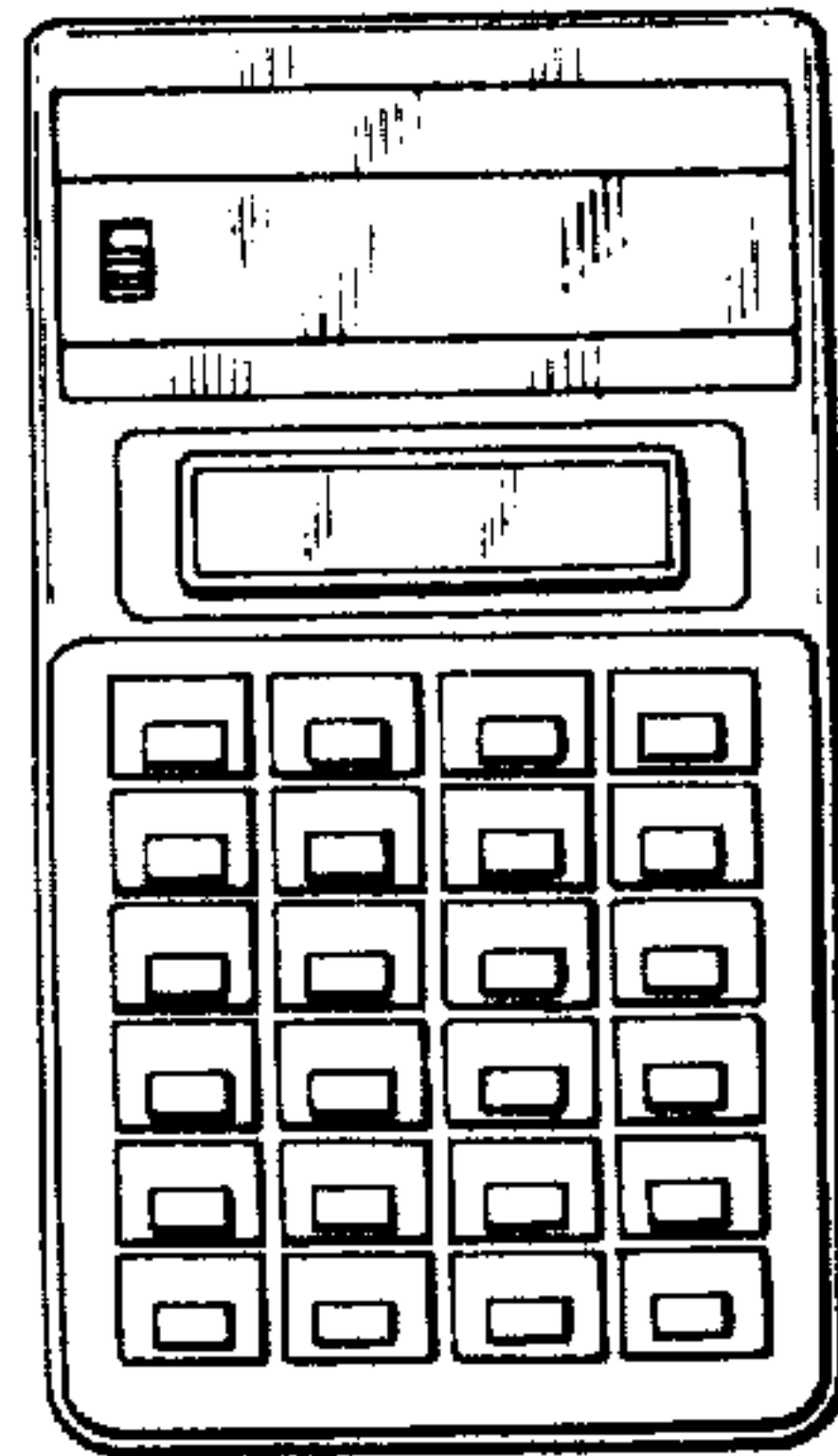


FIG. 4




FIG. 5

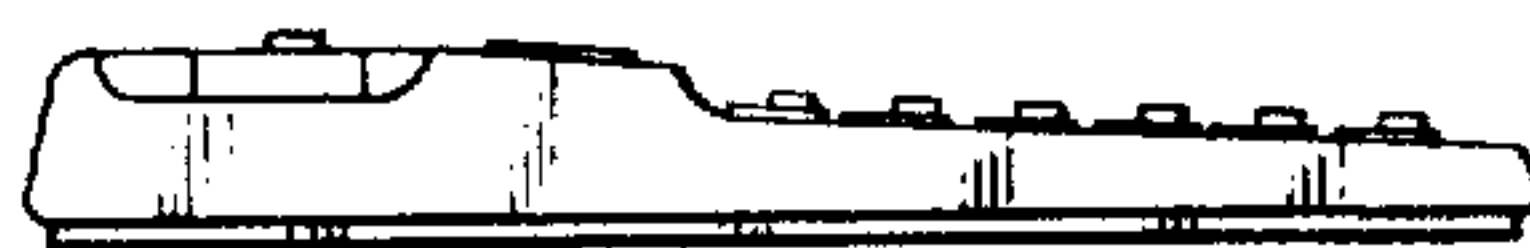


FIG. 6




FIG. 7

