

[54] DESK-TOP ELECTRONIC CALCULATOR

[75] Inventors: Takashi Hirata, Yokohama; Hideo Fushimoto, Kawasaki, both of Japan

[73] Assignee: Canon Kabushiki Kaisha, Tokyo, Japan

[**] Term: 14 Years

[21] Appl. No.: 212,431

[22] Filed: Dec. 3, 1980

[30] Foreign Application Priority Data

Jun. 12, 1980 [JP] Japan 55-23367

[51] Int. Cl. D18-01

[52] U.S. Cl. D18/7; D18/2

[58] Field of Search D18/2, 6-8, D18/11; D21/13; D10/46.1; D14/100, 107, 114, 115; 434/335; 200/5 A; 364/706-710

[56] References Cited

U.S. PATENT DOCUMENTS

- D. 203,766 2/1966 Maifeld D18/6
- D. 226,485 3/1973 Kitai D18/7
- D. 233,153 10/1974 Saito D18/7

OTHER PUBLICATIONS

HFD-Retailing Home Furnishings, 2/12/1979, p. 54--Sharp Model 1168 at bottom.

Primary Examiner—Louis S. Zarfes
Attorney, Agent, or Firm—Fitzpatrick, Cella, Harper & Scinto

[57] CLAIM

The ornamental design for a desk-top electronic calculator, as shown and described.

DESCRIPTION

FIG. 1 is a front elevational view of a desk top electronic calculator showing our new design;
 FIG. 2 is a rear view thereof;
 FIG. 3 is a top plan view thereof;
 FIG. 4 is a bottom plan view thereof;
 FIG. 5 is a side elevational view as seen from the left of FIG. 1;
 FIG. 6 is a side elevational view as seen from the right of FIG. 1;
 FIG. 7 is a perspective view of the calculator; and
 FIG. 8 is a perspective view thereof with the cover removed.

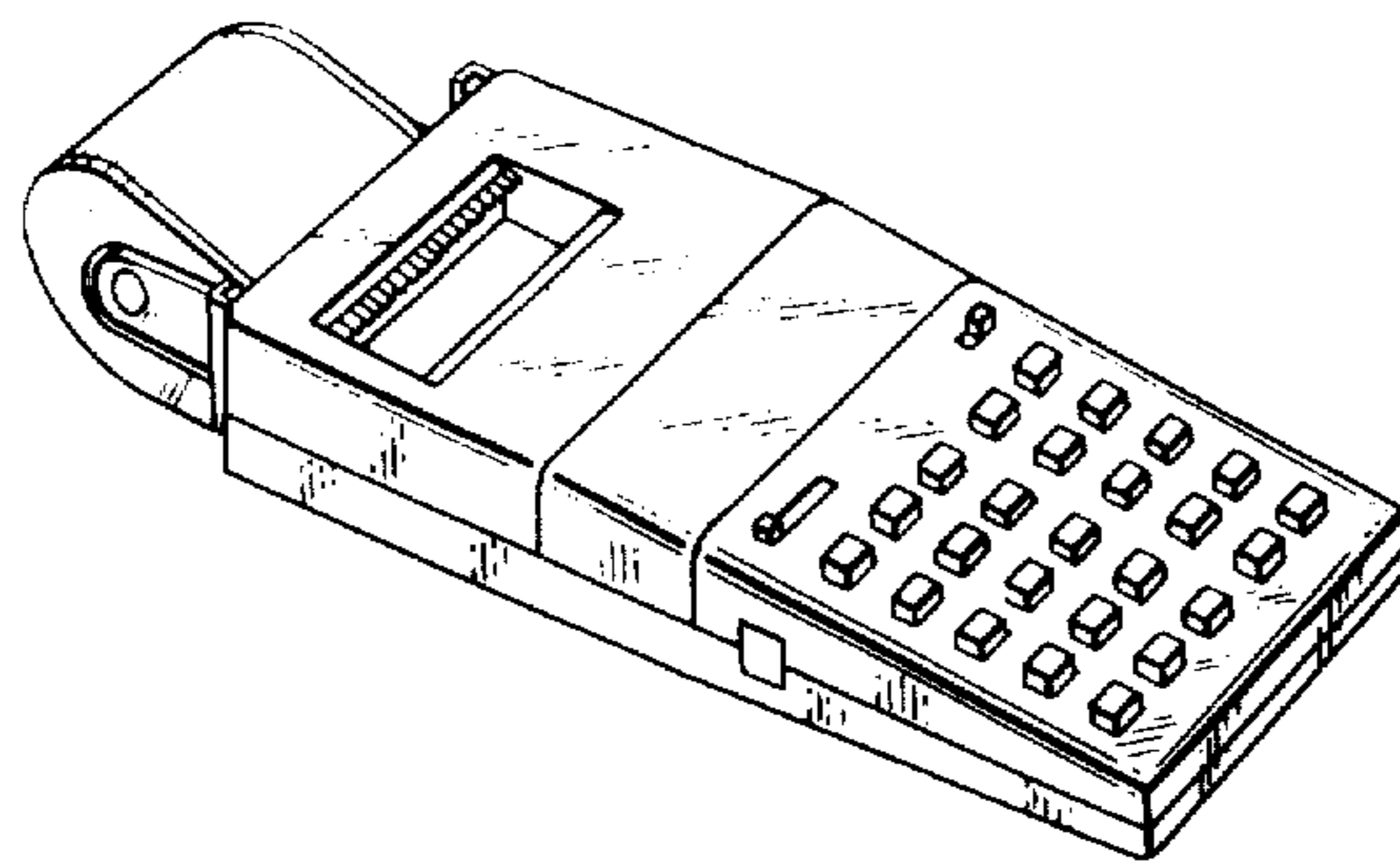


FIG. 1



FIG. 2

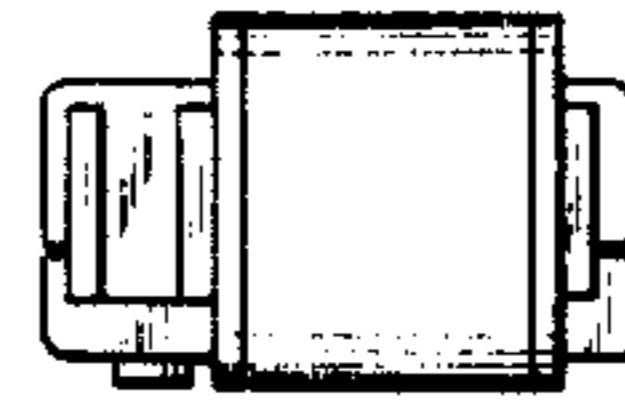


FIG. 3

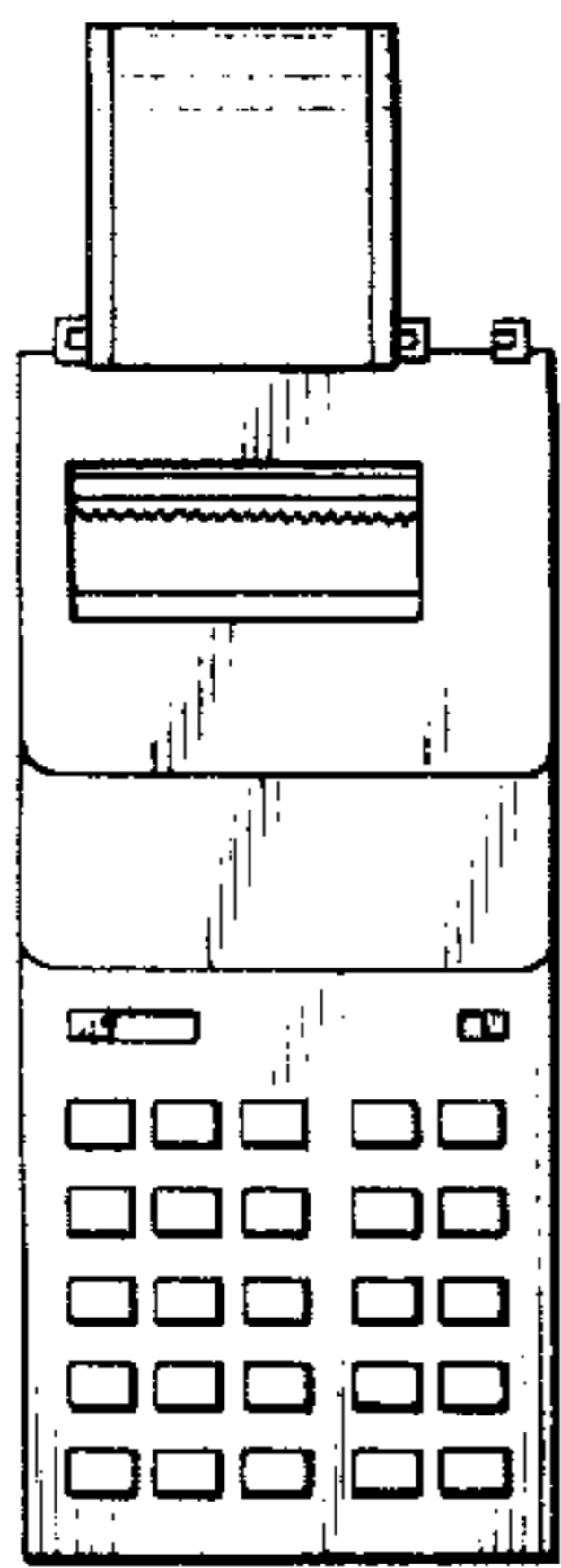


FIG. 4




FIG. 5

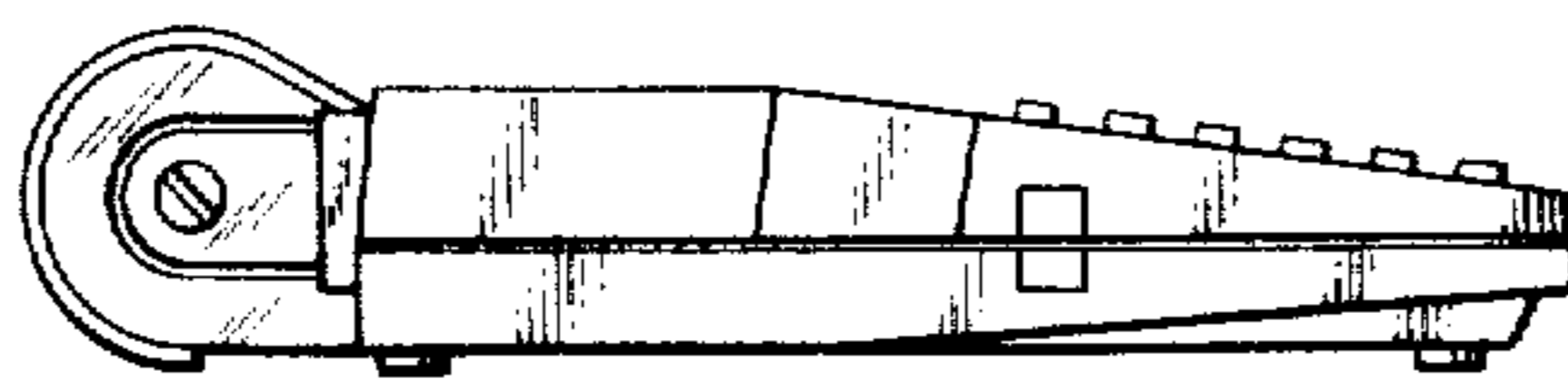


FIG. 6



FIG. 7

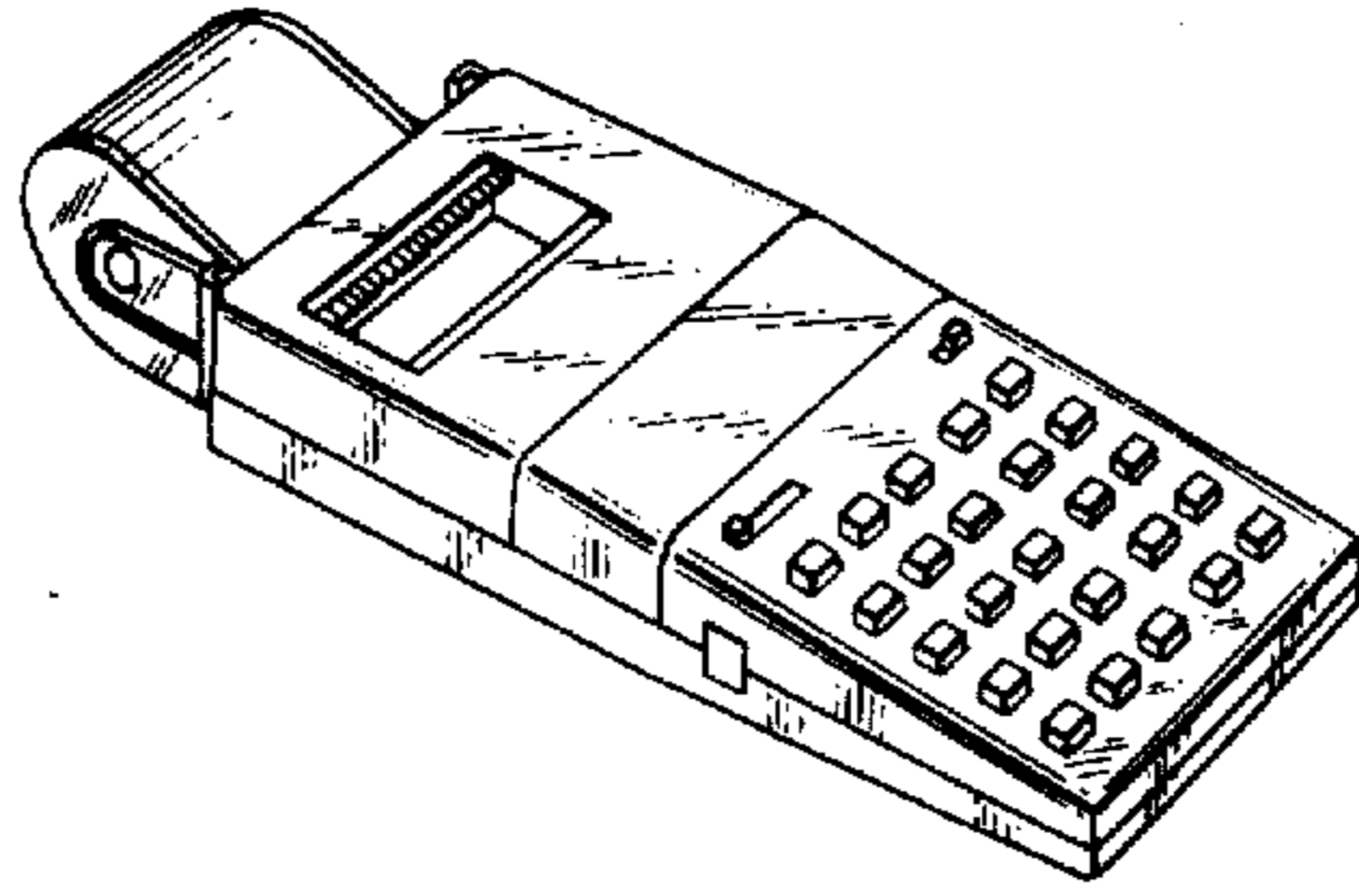


FIG. 8

