

[54] SUPPORT CABINET FOR KEY CUTTING EQUIPMENT

[75] Inventor: Henry Kinas, Neuilly sur Seine, France

[73] Assignee: Societe Anonyme H. K. France, Paris, France

[**] Term: 14 Years

[21] Appl. No.: 204,767

[22] Filed: Nov. 6, 1980

[51] Int. Cl. D15-09; D06-04

[52] U.S. Cl. D15/141; D6/170; D34/19

[58] Field of Search D15/127, 140, 141; D6/158, 159, 164, 167, 168, 169, 170, 85, 181, 186; D34/19; 312/301, 320

[56] References Cited

U.S. PATENT DOCUMENTS

D. 201,964	8/1965	Carlson	D6/169
D. 215,275	9/1969	Oye	D34/19
2,653,851	9/1953	Davidson	312/320

OTHER PUBLICATIONS

Old Guilford Forge, 1974, p. 17; Item #4, "Dry Sink", bottom left of page.

Yield House, by Friendly Pine, 1970, p. 39; Item #36, "Locking Pistol Cabinet", bottom right of page.

Primary Examiner—Joel Stearman

Assistant Examiner—Carmen H. Vales

Attorney, Agent, or Firm—Young & Thompson

[57] CLAIM

The ornamental design for a support cabinet for key cutting equipment, as shown and described.

DESCRIPTION

FIG. 1 is a front perspective view of a support cabinet for key cutting equipment showing my new design;

FIG. 2 is a front elevational view thereof;

FIG. 3 is a top plan view thereof;

FIG. 4 is a side elevational view thereof taken from the left of FIG. 2, the right side elevational view being the mirror image thereof;

FIG. 5 is a rear elevational view thereof; and

FIG. 6 is a bottom plan view thereof.




FIG. 1

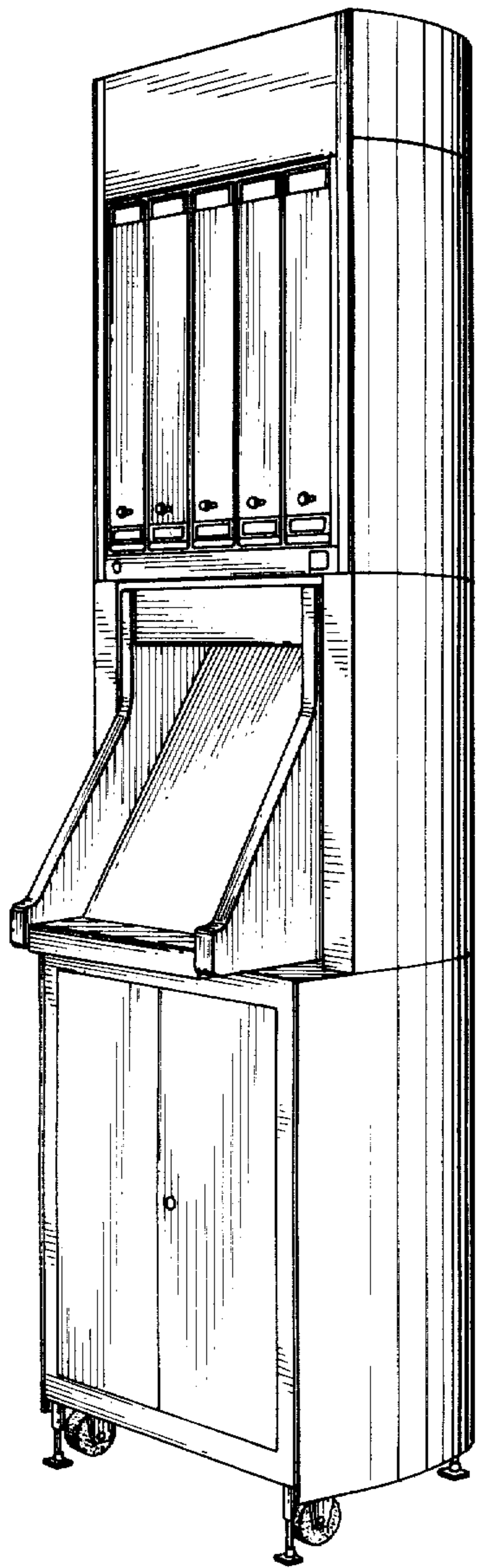


FIG. 2

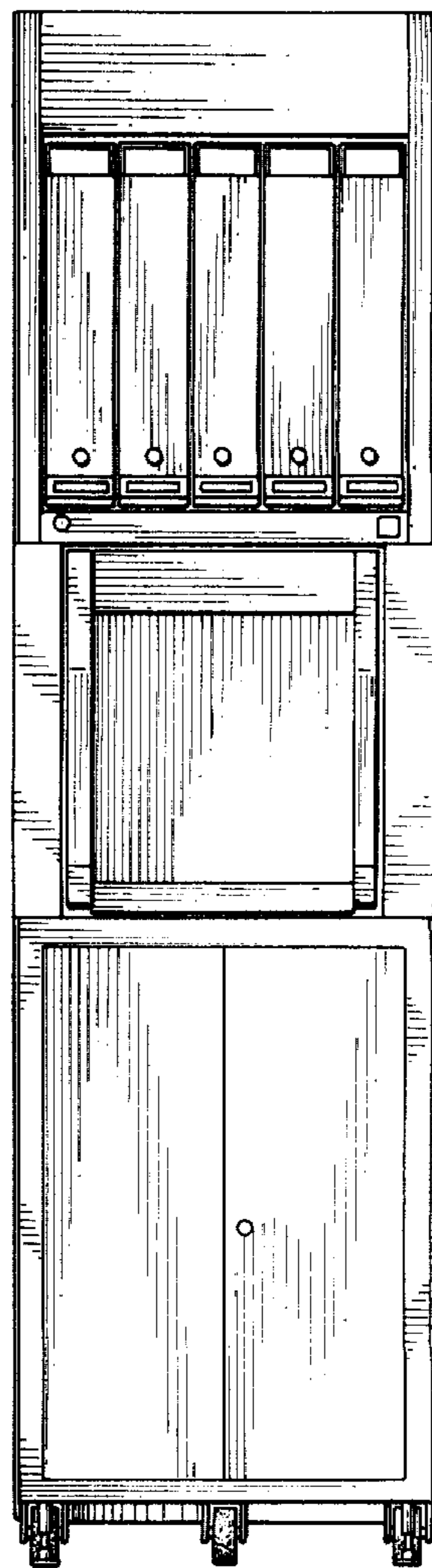


FIG. 3

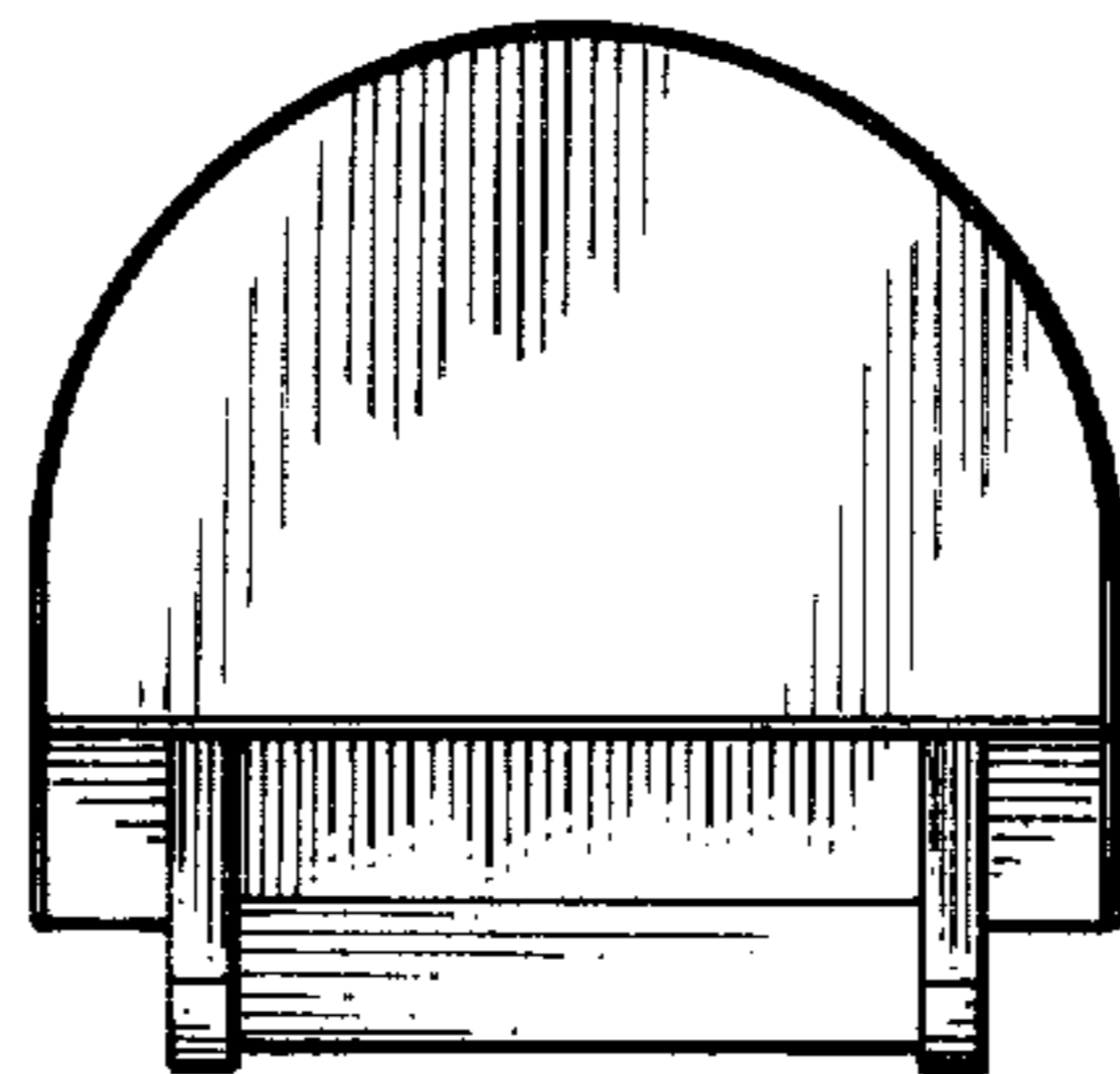


FIG. 4

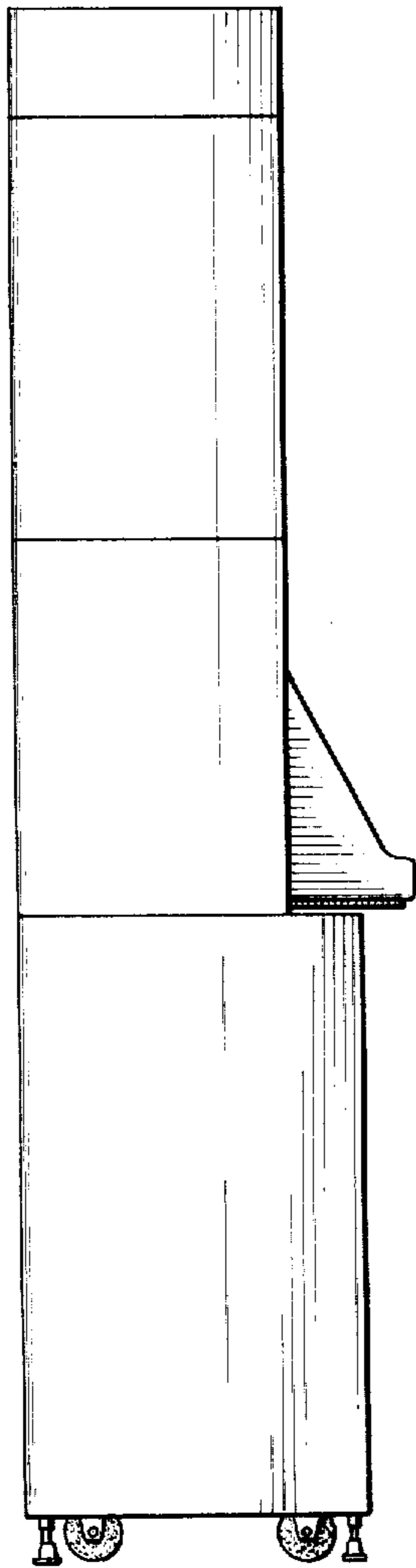


FIG. 5




FIG. 6

