

[54] LUGGAGE CASE

[75] Inventors: Oleg Cassini, New York, N.Y.; Michael Davis, Neshannock Township, Lawrence County, Pa.

[73] Assignee: Airway Industries, Inc., Ellwood City, Pa.

[**] Term: 14 Years

[21] Appl. No.: 224,749

[22] Filed: Jan. 13, 1981

[51] Int. Cl. D3-01

[52] U.S. Cl. D3/77; D3/71

[58] Field of Search D3/30, 44, 45, 66, 71, D3/76, 77, 65; 190/41 Z; D11/5

[56] References Cited

U.S. PATENT DOCUMENTS

D. 39,157	2/1908	Grossman	D3/45
D. 242,182	11/1976	Davis	D3/71
D. 258,325	2/1981	Davis	D3/71
D. 262,669	1/1982	Davis	D3/71
D. 263,175	3/1982	Press	D3/65

Primary Examiner—George P. Word
Attorney, Agent, or Firm—Buell, Blenko, Ziesenheim & Beck

[57] CLAIM

The ornamental design for a luggage case, substantially as shown and described.

DESCRIPTION

FIG. 1 is an elevational view of the front side of a luggage case embodying our new design;
FIG. 2 is a top plan view of the luggage case shown in FIG. 1;
FIG. 3 is an elevational view of one end of the luggage case shown in the previous figures, the opposite end view being a mirror image of that shown in FIG. 3;
FIG. 4 is an elevational view of the side of the luggage case opposite to that shown in FIG. 1;
FIG. 5 is a bottom plan view thereof; and
FIG. 6 is a fragmental view, on enlarged scale, of the upper portion of the front side, showing the central decorative pillar fully extended.
The characteristic feature of the design resides in the central pillar on the front side of the luggage case.

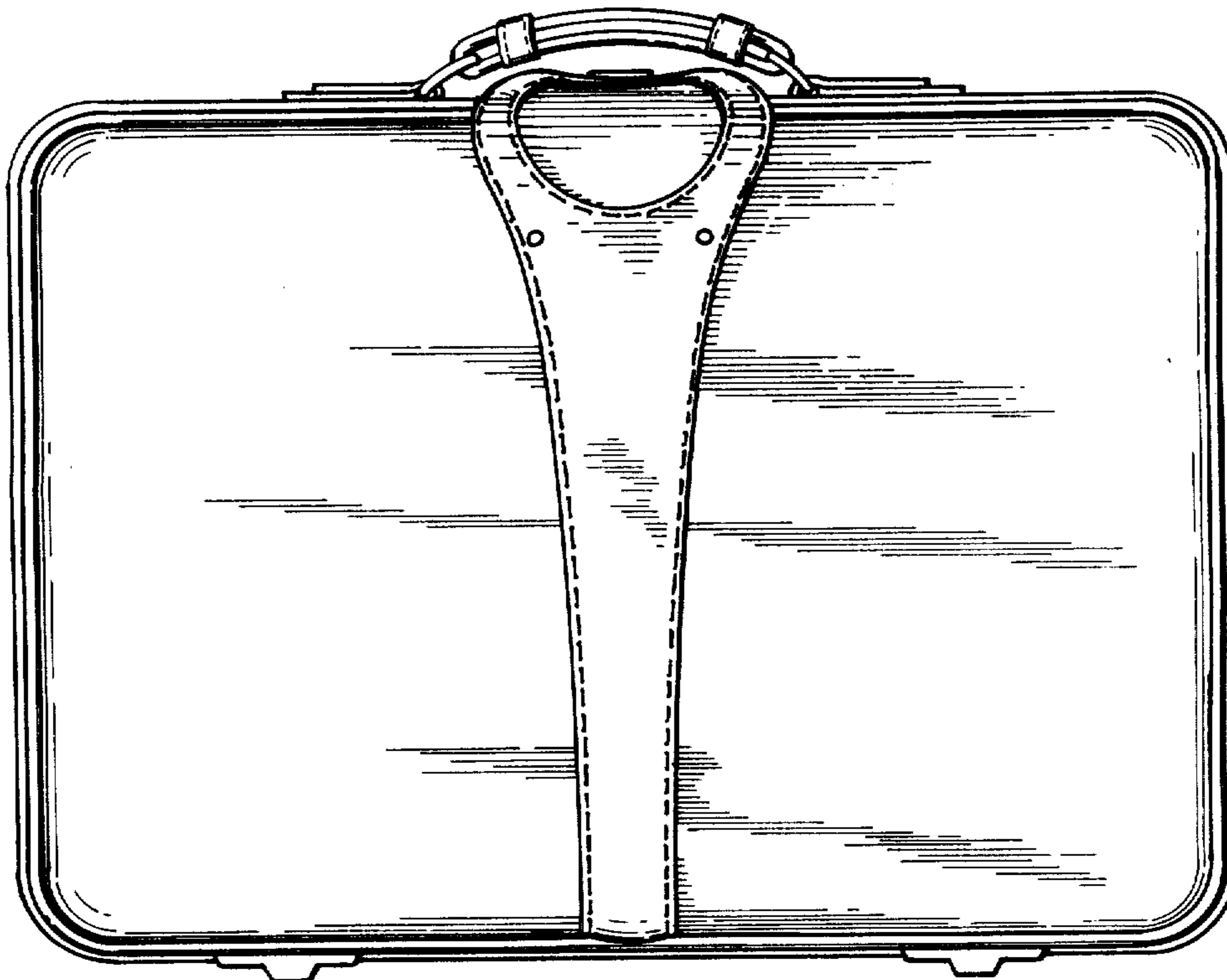


Fig. 1.

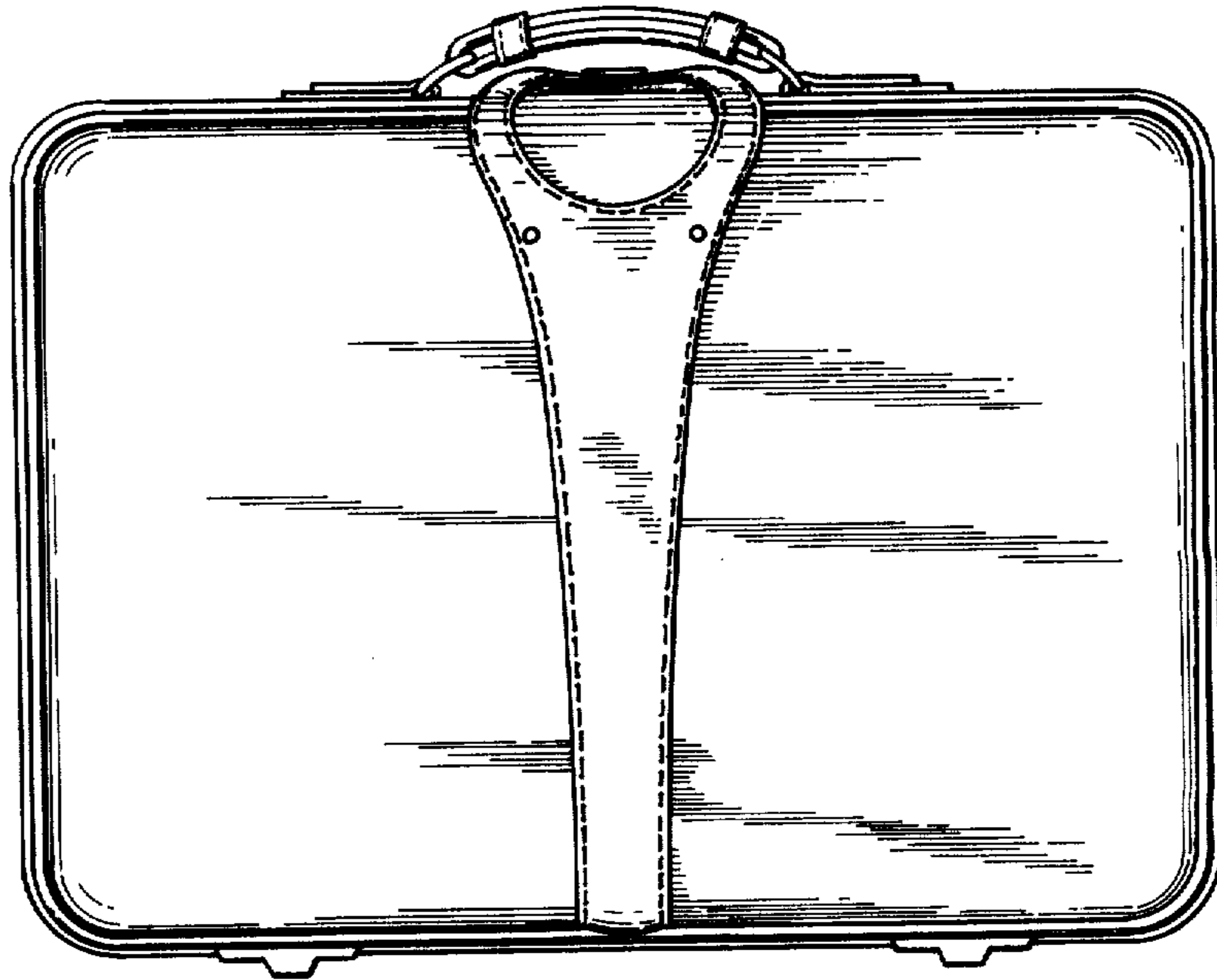


Fig. 2.

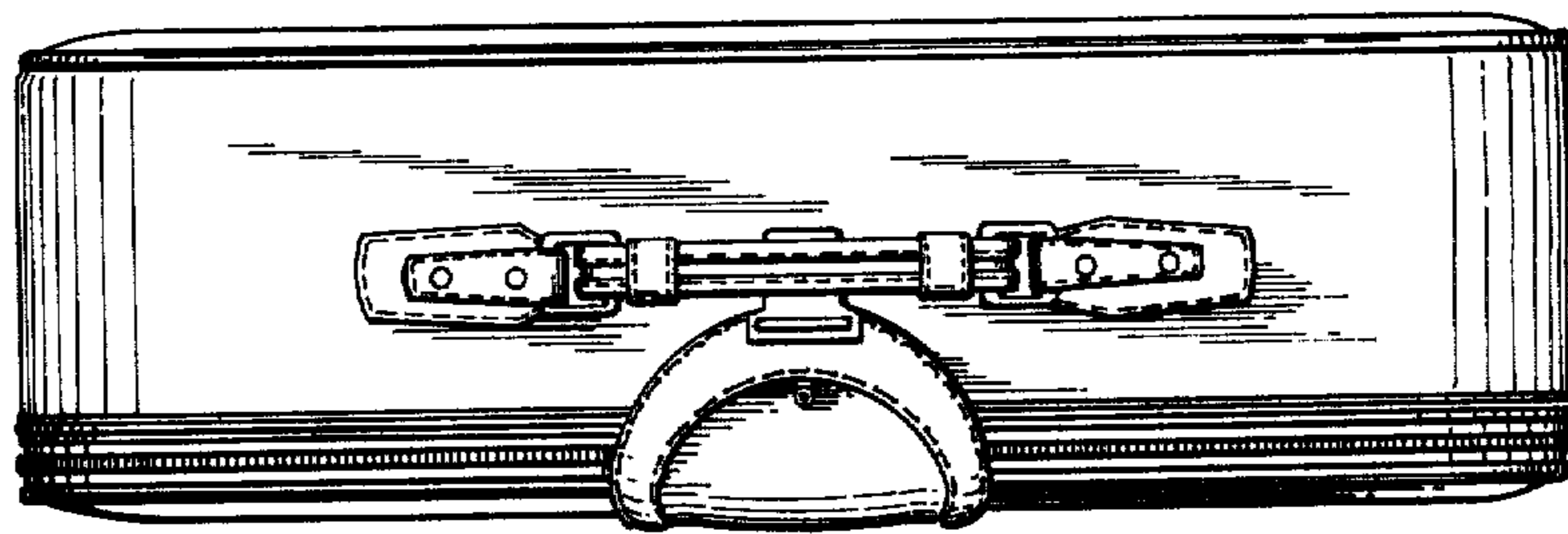


Fig. 3.




Fig. 4.




Fig. 5.




Fig. 6.

