

[54] COMBINED ILLUMINABLE NOVELTY PIN AND FLASHING TAIL LIGHT

D. 173,842 1/1955 Gelardin D26/39
2,374,375 4/1945 O'Donnell 362/184
3,042,408 7/1962 Johnson 273/271

[76] Inventor: Paris J. Hasty, 1778 Ponce de Leon Ave., Atlanta, Ga. 30307

[**] Term: 14 Years

[21] Appl. No.: 333,162

[22] Filed: Dec. 21, 1981

OTHER PUBLICATIONS

Sunset House Gift Cat., ©1967, p. 34, Illuminated Tie.
Popular Mechanics, 7-1942, p. 76, Safety Lamp.

Primary Examiner—Susan J. Lucas
Attorney, Agent, or Firm—Harry I. Leon; V. L. Leon

Related U.S. Application Data

[63] Continuation-in-part of Ser. No. 93,822, Nov. 13, 1979, abandoned.

[51] Int. Cl. D26-02

[52] U.S. Cl. D26/39; D26/32

[58] Field of Search D26/39, 47, 32; D20/23, D20/24; 362/103, 104, 105, 157, 183, 184, 186-192, 194-208; D10/109, 114, 111; D11/48, 49; 273/1 R, 264, 271

[57] CLAIM

The ornamental design for a combined illuminable novelty pin and flashing tail light, as shown and described.

DESCRIPTION

FIG. 1 is a front elevational view of a combined illuminable novelty pin and flashing tail light embodying the present invention;

FIG. 2 is a rear elevational view thereof;

FIG. 3 is a side elevation thereof looking from the right side of FIG. 1;

FIG. 4 is an elevational view taken from the opposite side of FIG. 3;


FIG. 5 is a top plan view thereof; and

FIG. 6 is a bottom plan view thereof.

[56] References Cited

U.S. PATENT DOCUMENTS

D. 151,503 10/1948 Boucher D11/49






Fig. 1.

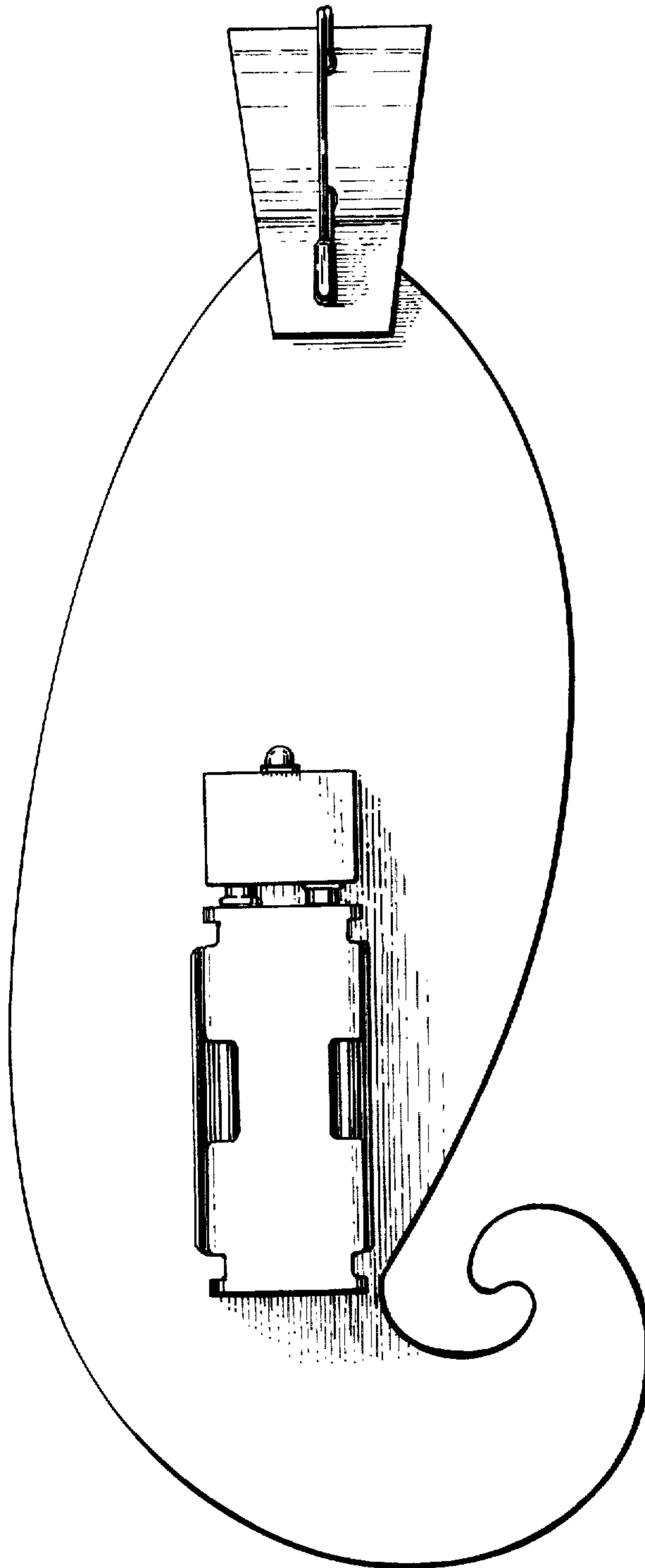


Fig. 2.




Fig. 3.




Fig. 4.




Fig. 5.

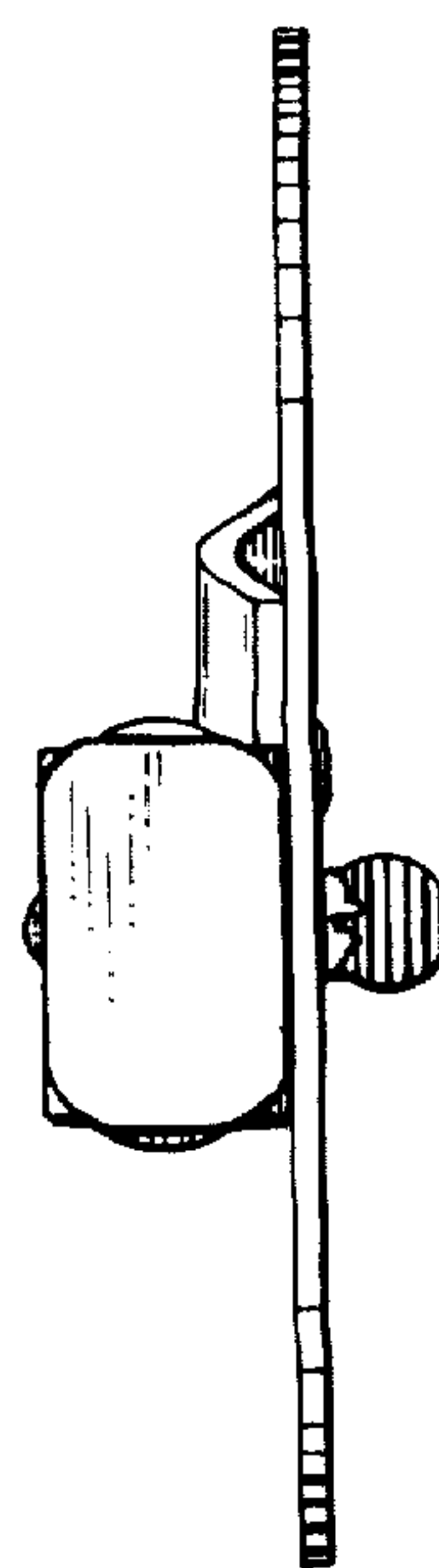


Fig. 6.