

[54] THERMOMETER

[75] Inventors: Yoshio Kojima, Yokohama; Masaharu Katayama, Tokyo; Haruyuki Kimura, Fujieda, all of Japan

[73] Assignee: Toshiba Glass Company, Ltd., Shizuoka, Japan

[**] Term: 14 Years

[21] Appl. No.: 208,000

[22] Filed: Nov. 18, 1980

[30] Foreign Application Priority Data

May 30, 1980 [JP] Japan 55-21624

[51] Int. Cl. D10-04

[52] U.S. Cl. D10/57; D10/103

[58] Field of Search D10/57, 58, 60, 80, D10/103; 128/736; 324/29.5, 72.5, 51, 149, 156; 73/361, 362 AR, 362 SC

[56] References Cited

U.S. PATENT DOCUMENTS

- D. 236,254 8/1975 Ray D10/57
D. 252,104 6/1979 Nagy et al. D24/17

- D. 254,189 2/1980 Prosky D10/57
D. 254,725 4/1980 Rawson D10/80 X
D. 254,726 4/1980 Hirsch D10/60
3,935,744 2/1976 Beckman 73/361
4,009,615 3/1977 Ruhl 73/362 AR
4,036,211 7/1977 Veth 128/736 X
4,133,208 1/1979 Parlanti 73/362 SC
4,222,391 9/1980 Rawson 128/736

FOREIGN PATENT DOCUMENTS

54-511825 6/1979 Japan .

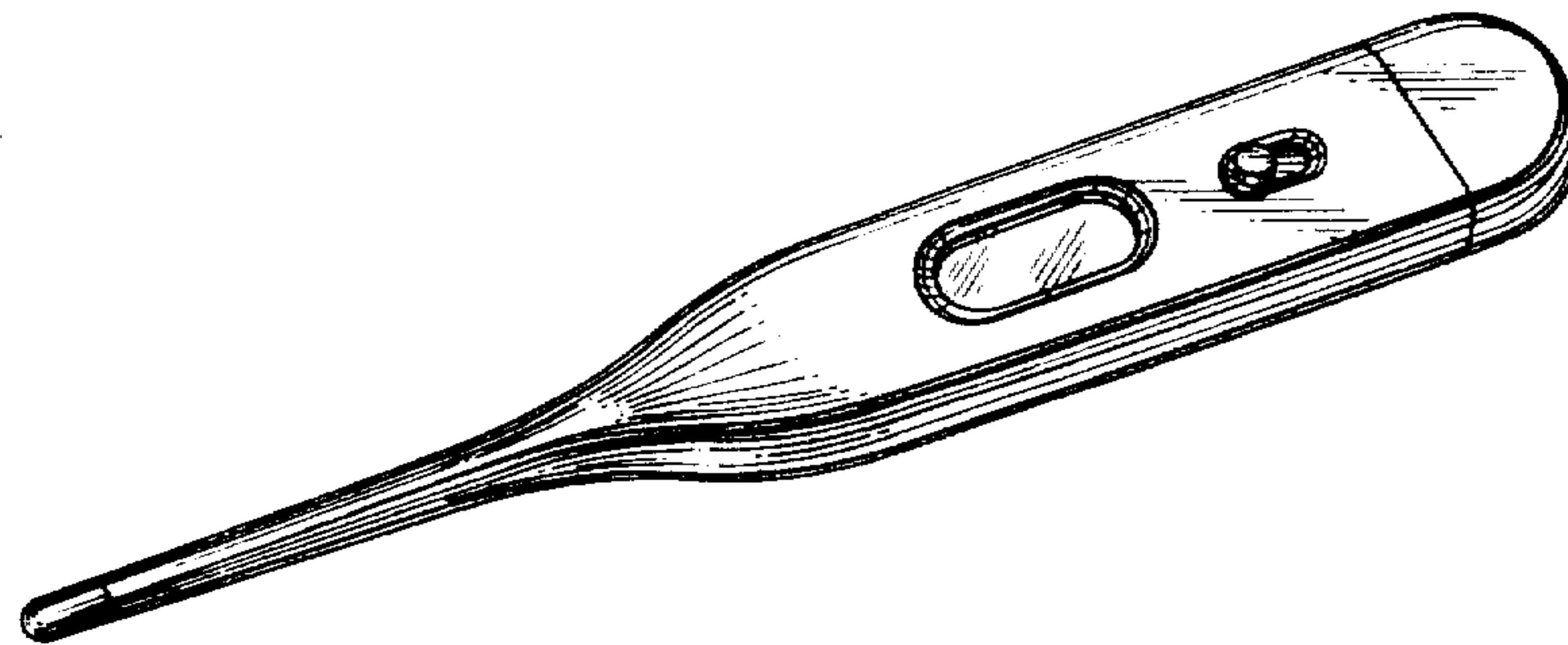
Primary Examiner—Nelson C. Holtje
Attorney, Agent, or Firm—Oblon, Fisher, Spivak, McClelland & Maier

[57] CLAIM

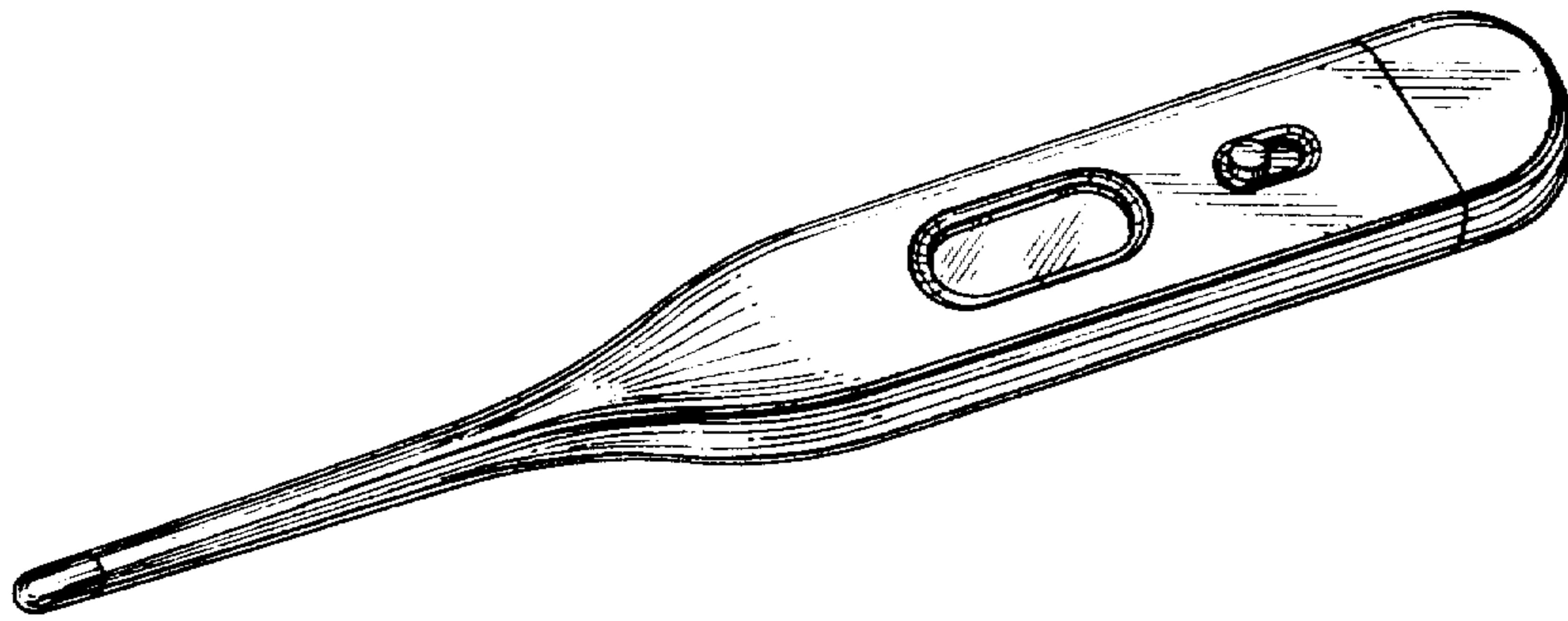
The ornamental design for a thermometer, as shown.

DESCRIPTION

FIG. 1 is a perspective view of a thermometer showing our new design;
FIG. 2 is a front elevational view, the rear elevational view being a mirror image thereof;
FIG. 3 is a top plan view thereof;
FIG. 4 is a bottom plan view thereof;
FIG. 5 is a left side elevational view thereof; and
FIG. 6 is a right side elevational view thereof.



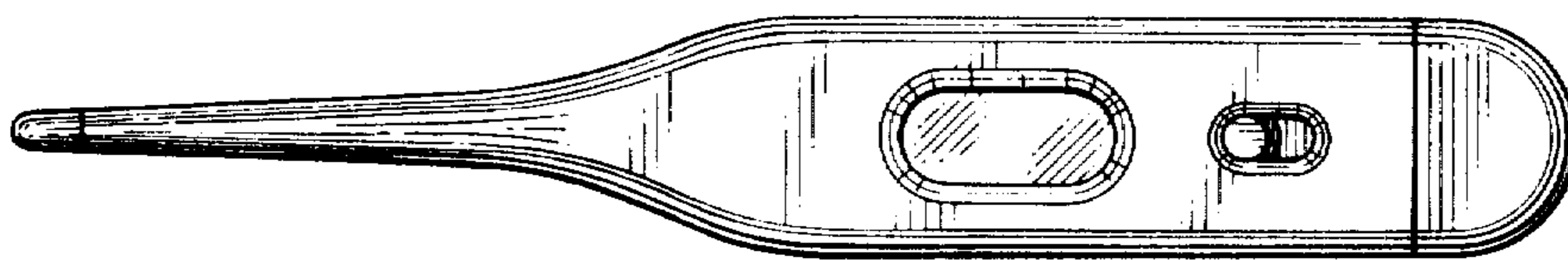
F I G. 1



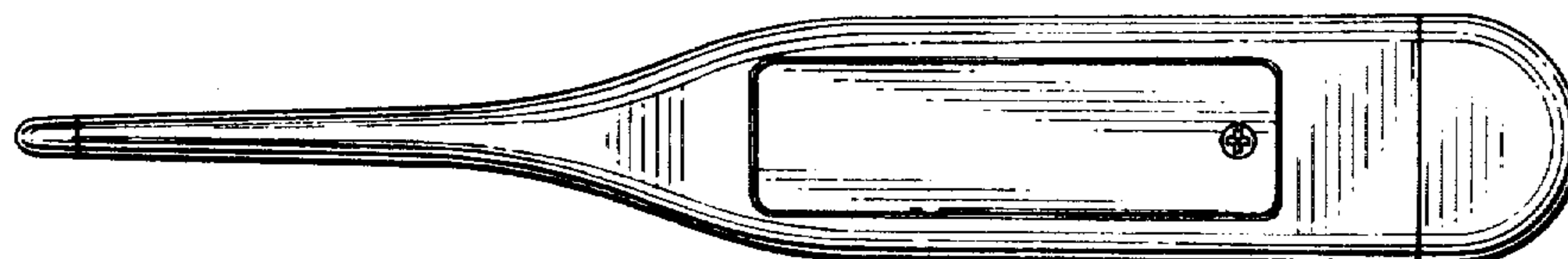
F I G. 2



F I G. 3



F I G. 4



F I G. 5



F I G. 6

