

[54] **SHOCK-ABSORBING INNERSOLE**  
[76] **Inventor:** **Jeremy D. Gaski**, 9972 Sage,  
Fountain Valley, Calif. 92708  
[\*\*] **Term:** **14 Years**  
[21] **Appl. No.:** **218,714**  
[22] **Filed:** **Dec. 22, 1980**  
[51] **Int. Cl.** ..... **D2-04**  
[52] **U.S. Cl.** ..... **D2/318**  
[58] **Field of Search** ..... **D2/318, 320, 309-310;**  
36/29, 43, 44

4,123,855 11/1978 Thedford ..... 36/44  
4,183,156 1/1980 Rudy ..... 36/29 X  
4,219,945 9/1980 Rudy ..... 36/44

**FOREIGN PATENT DOCUMENTS**

856622 12/1960 United Kingdom ..... 36/44  
2050145 1/1981 United Kingdom ..... 36/29

*Primary Examiner*—Nelson C. Holtje  
*Attorney, Agent, or Firm*—Howard J. Klein

[57] **CLAIM**

The ornamental design for a shock-absorbing innersole, as shown and described.

**DESCRIPTION**

FIG. 1 is a top and right front perspective view of a shock-absorbing innersole showing my new design; FIG. 2 is a left side elevational view thereof; FIG. 3 is a bottom plan view thereof; FIG. 4 is a front elevational view thereof; FIG. 5 is a rear elevational view thereof.

[56] **References Cited**

**U.S. PATENT DOCUMENTS**

D. 197,504 2/1964 O'Donnell ..... D2/318 X  
D. 246,486 11/1977 Nickel ..... D2/318  
D. 255,060 5/1980 Okazawa ..... D2/318  
3,225,463 12/1965 Burnham ..... 36/29 X  
3,922,801 12/1975 Zente ..... 36/44

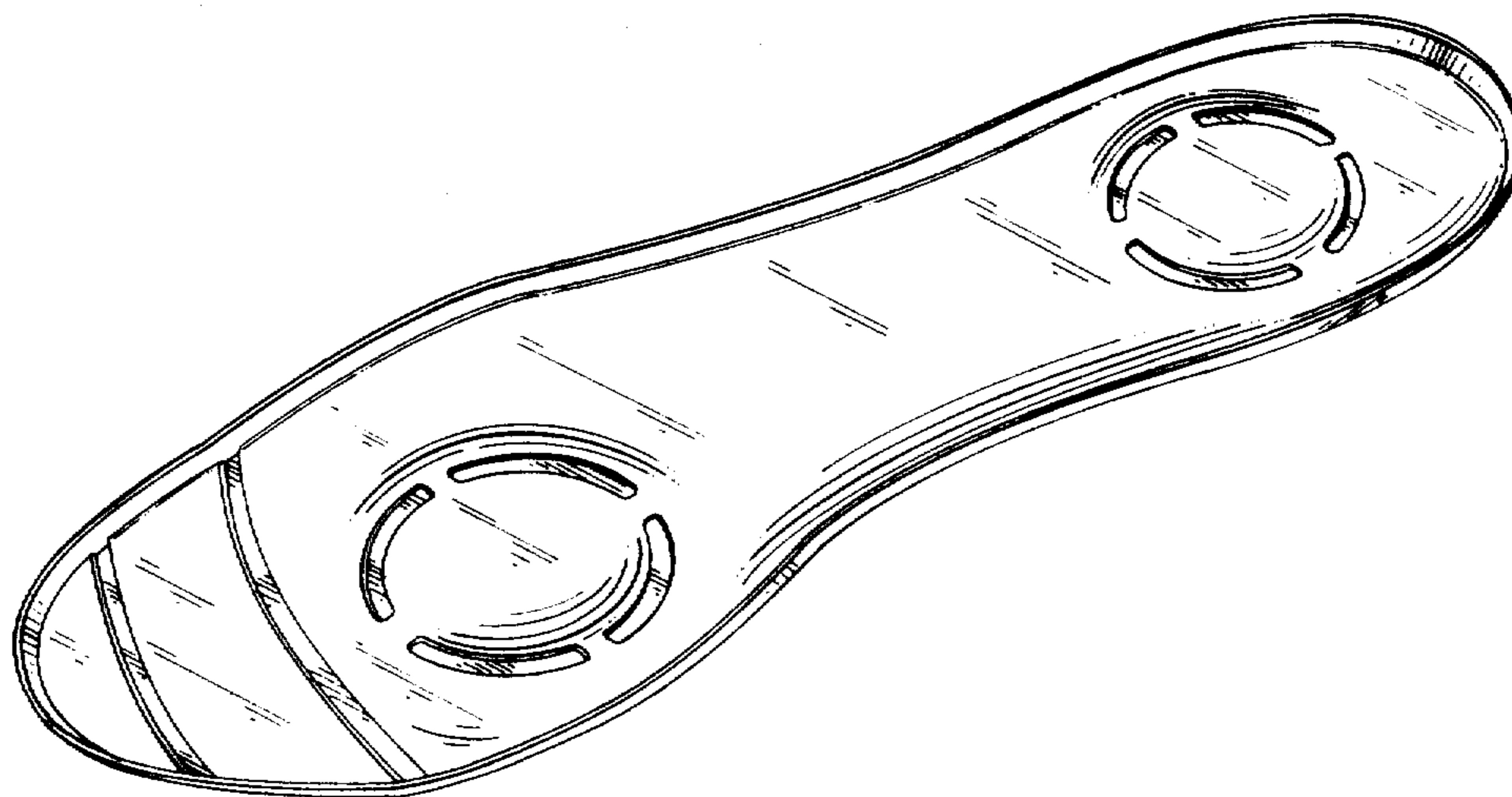


FIG. 1

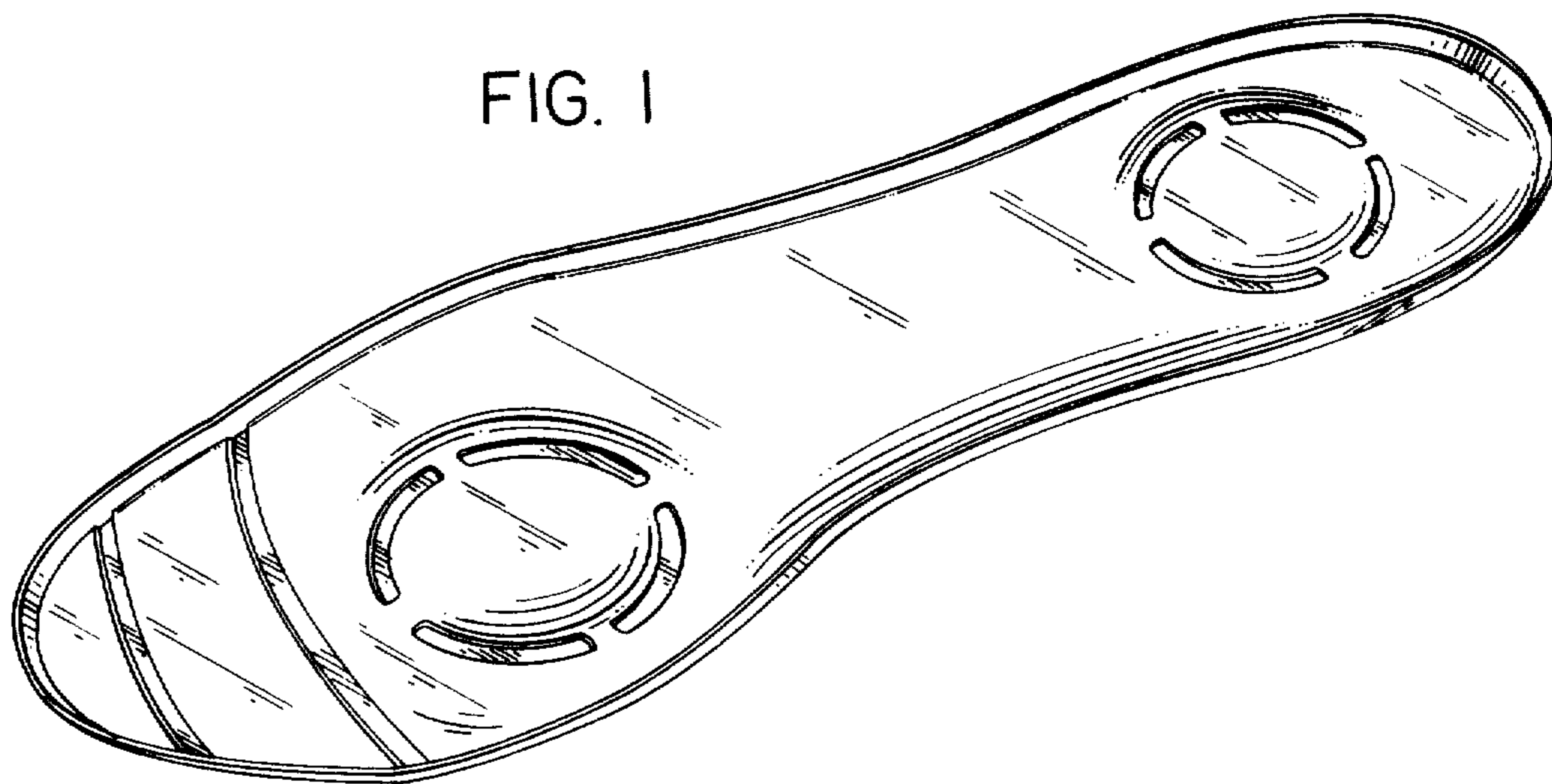


FIG. 2




FIG. 3

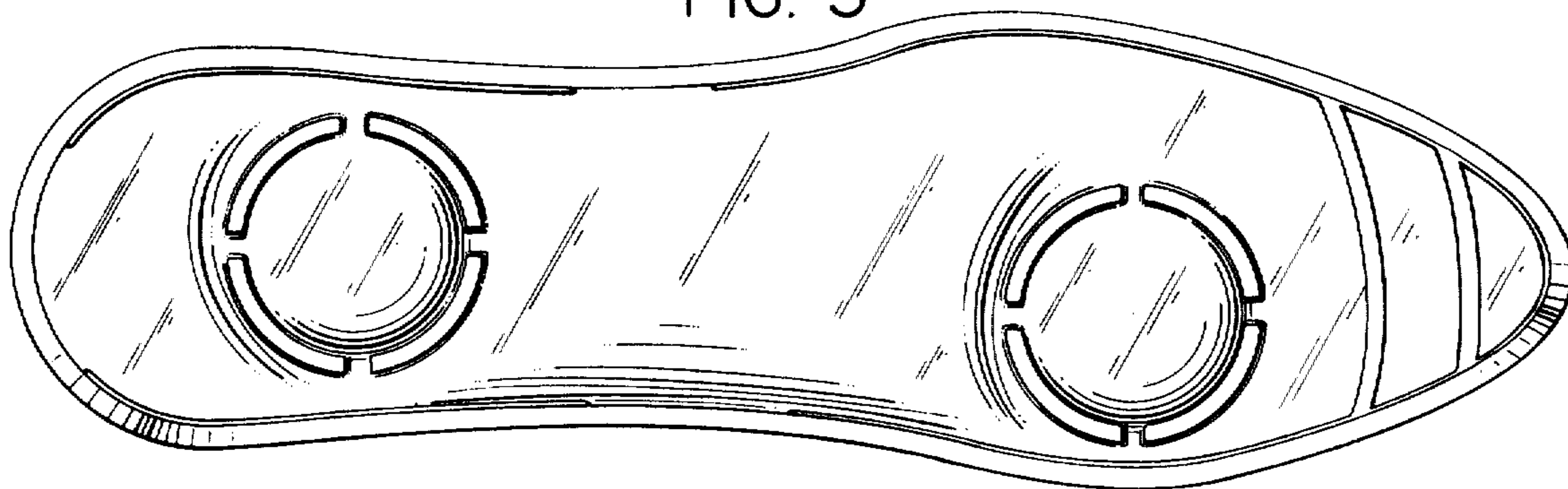


FIG. 4



FIG. 5

