

[54] TWO FOOT WARMER
[76] Inventor: Clarence J. Goguen, 29 Redstone Hill Rd., Sterling, Mass. 01564

1,776,983 9/1930 Rotherham 36/7.1 R
1,808,233 6/1931 Kamrath 2/69
1,865,709 7/1932 Slocum D2/271 X

[**] Term: 14 Years
[21] Appl. No.: 201,213
[22] Filed: Oct. 27, 1980

OTHER PUBLICATIONS

Julius Garfinkle & Co. Christmas Cat.-1965-Item 22D Footwarmer at center-left.

Primary Examiner—Nelson C. Holtje
Attorney, Agent, or Firm—Charles R. Fay

[51] Int. Cl. D2-04
[52] U.S. Cl. D2/264
[58] Field of Search D2/264, 271; 36/7.1 R, 36/9 R; 128/382; 2/69.5, 69

[57] CLAIM

The ornamental design for a two foot warmer, as shown and described.

DESCRIPTION

FIG. 1 is a front elevational view of a two foot warmer showing my new design;
FIG. 2 is a top plan view thereof;
FIG. 3 is a rear elevational view thereof;
FIG. 4 is a right side elevational view thereof, the left side being a mirror image thereto;
FIG. 5 is a bottom plan view thereof.

[56] References Cited
U.S. PATENT DOCUMENTS

D. 244,641 6/1977 Rajaniemi D2/264
1,608,188 11/1926 Skuler 36/7.1 R
1,613,321 1/1927 Giroux 36/9 R
1,686,588 10/1928 Wendemuth 36/7.1 R
1,746,459 2/1930 Brady 36/7.1 R

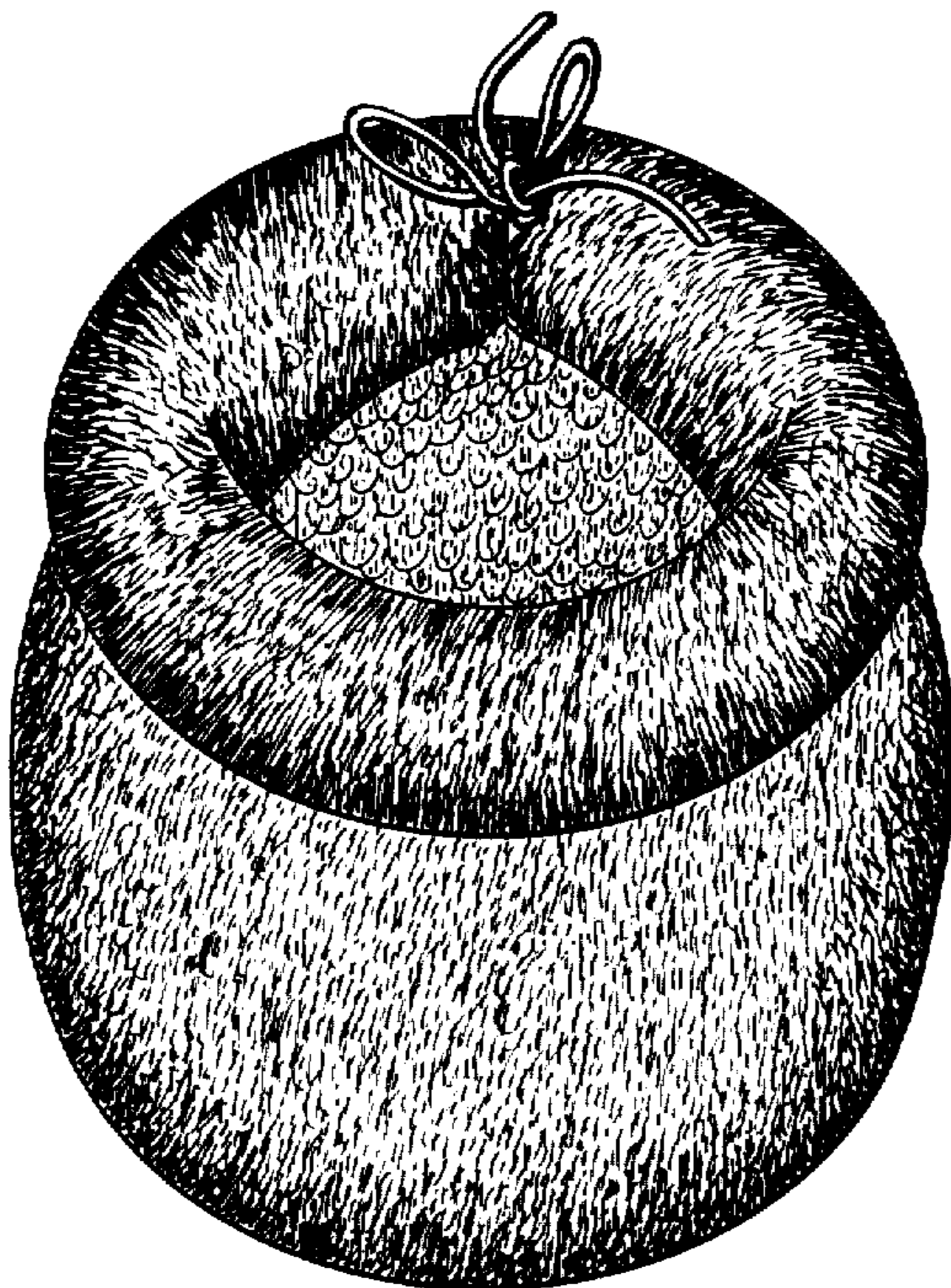


FIG. 2

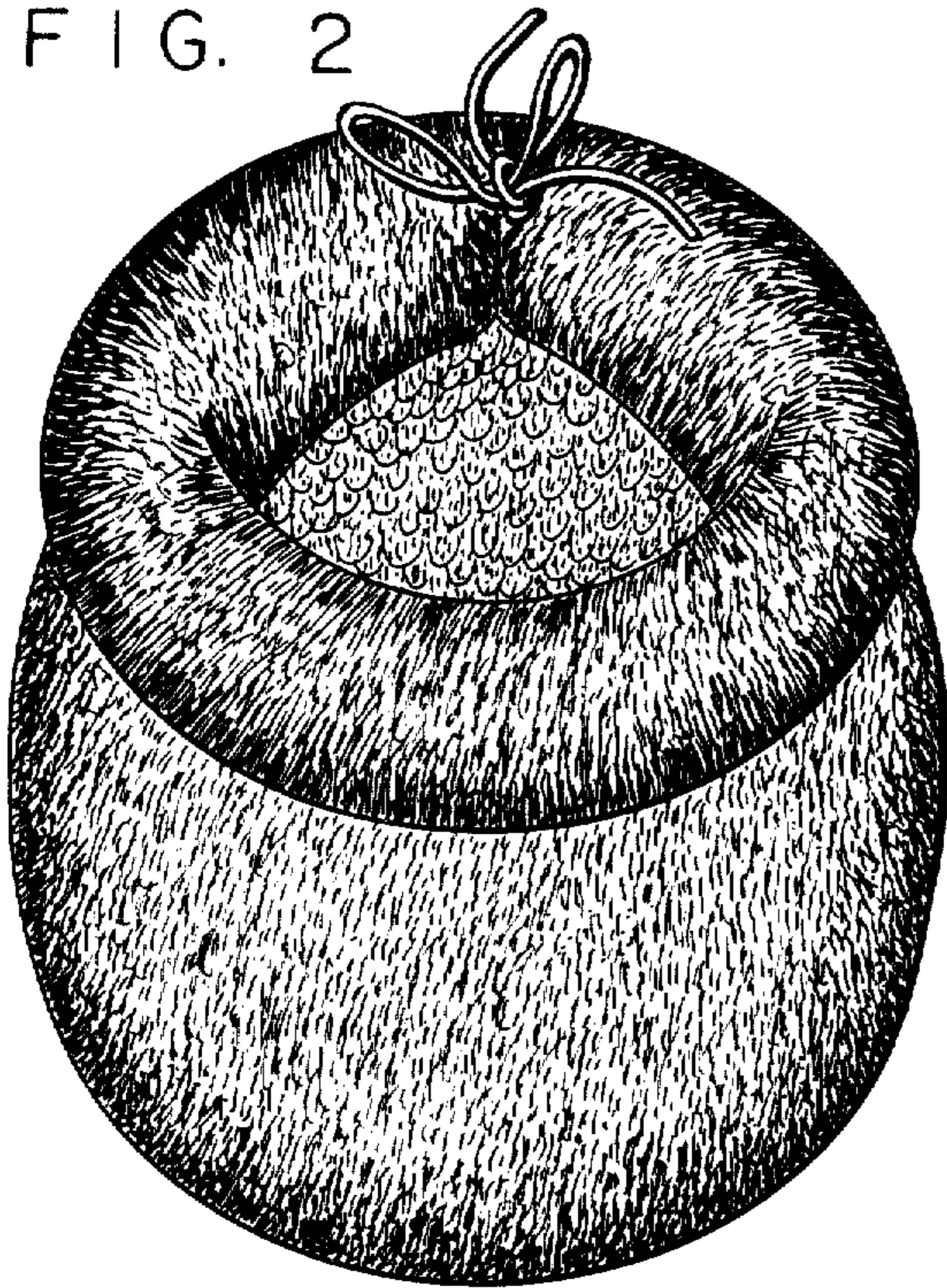


FIG. 1




FIG. 3




FIG. 5

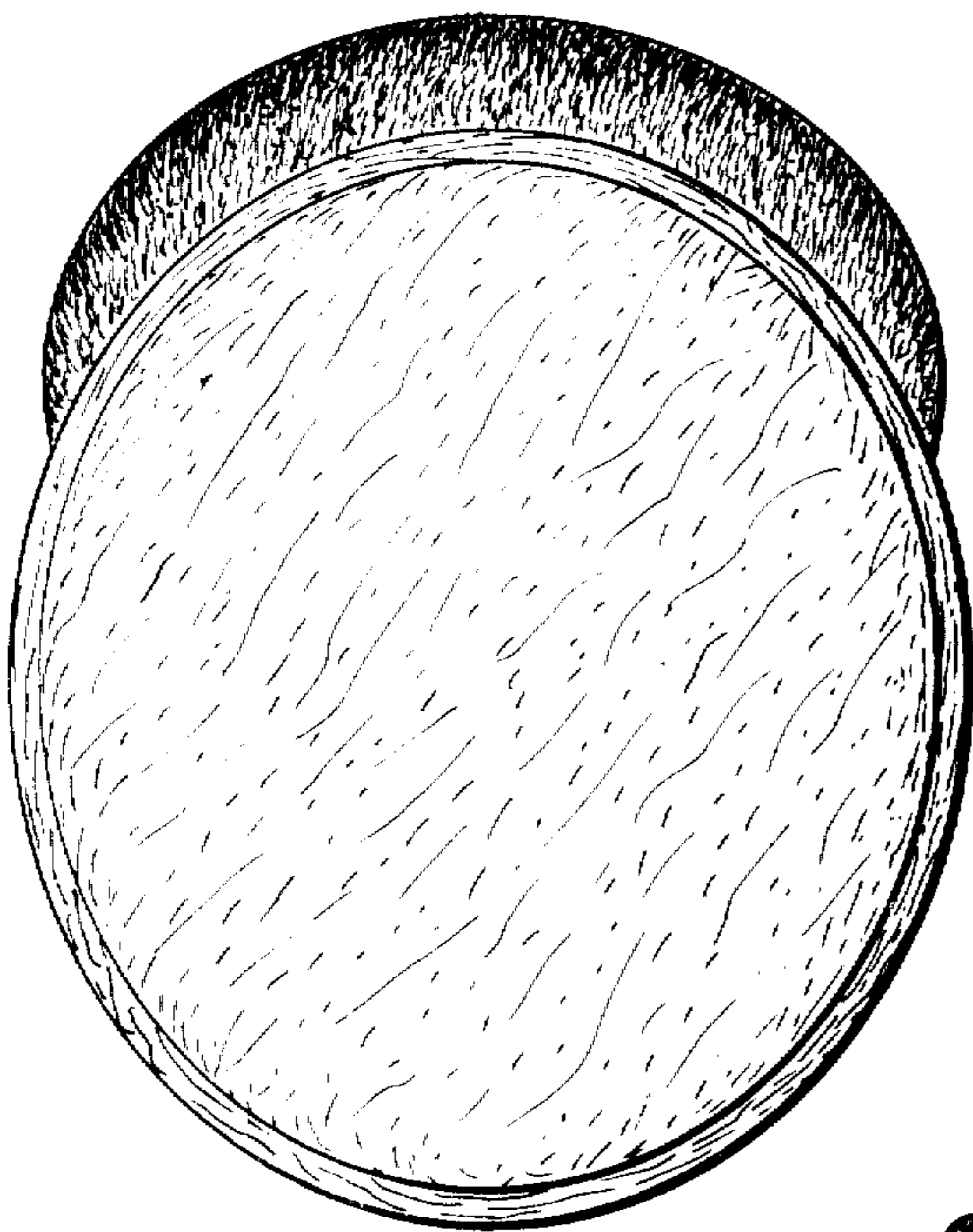


FIG. 4

