

[54] **CLOCK THERMOSTAT HOUSING**

[75] Inventor: **Richard G. Chambers**, Portland, Oreg.  
[73] Assignee: **Eaton Corporation**, Cleveland, Ohio  
[\*\*] Term: **14 Years**  
[21] Appl. No.: **208,758**  
[22] Filed: **Nov. 20, 1980**

[51] Int. Cl. .... **D10-07**  
[52] U.S. Cl. .... **D10/60; D10/2**  
[58] Field of Search ..... **D10/2, 15, 18, 49-53, D10/60; 368/10-11; 236/46 R; 337/300-302**

[56] **References Cited**

**U.S. PATENT DOCUMENTS**

D. 220,919	6/1971	Hill	.....	D10/50
D. 252,614	8/1979	Thornberry	.....	D10/30 X
D. 256,336	8/1980	Odom	.....	D10/51
D. 264,823	6/1982	Satoh	.....	D10/2 X
4,152,768	5/1979	Kuriya	.....	368/10 X
4,235,368	11/1980	Neel	.....	236/46 R X
4,316,256	2/1982	Hendricks	.....	236/46 R X

**OTHER PUBLICATIONS**

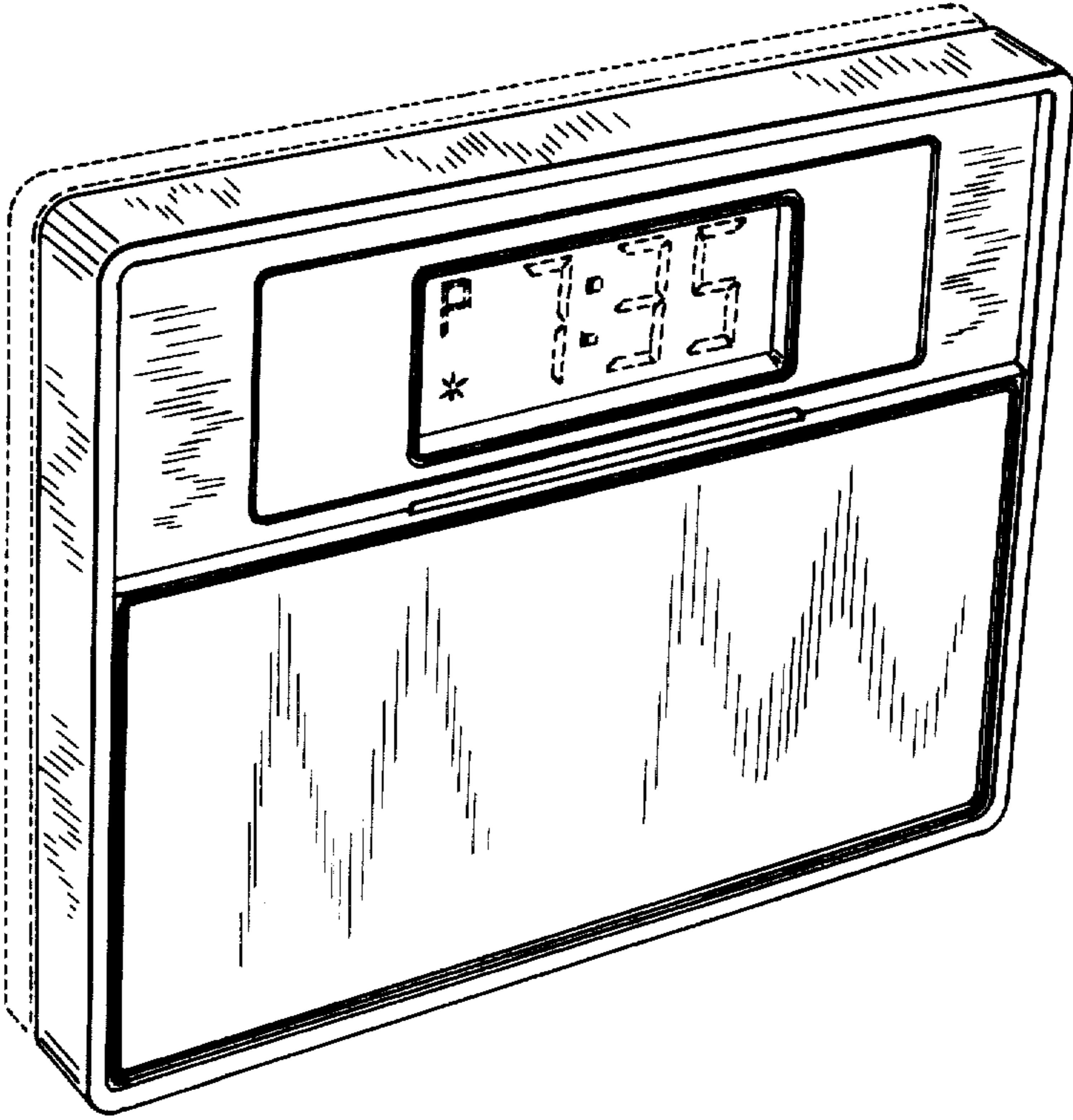
*Jeweler's Circular-Keystone*, 11/78, p. 64, Quartz Clock at top.  
*Hong Kong Trader*, 2/27/80, p. 44, Dig. Clock at bottom.  
*Merchandising*, 12/78, p. 40, Clock Thermostat at top.  
*Primary Examiner*—Nelson C. Holtje  
*Attorney, Agent, or Firm*—C. H. Grace; M. L. Union

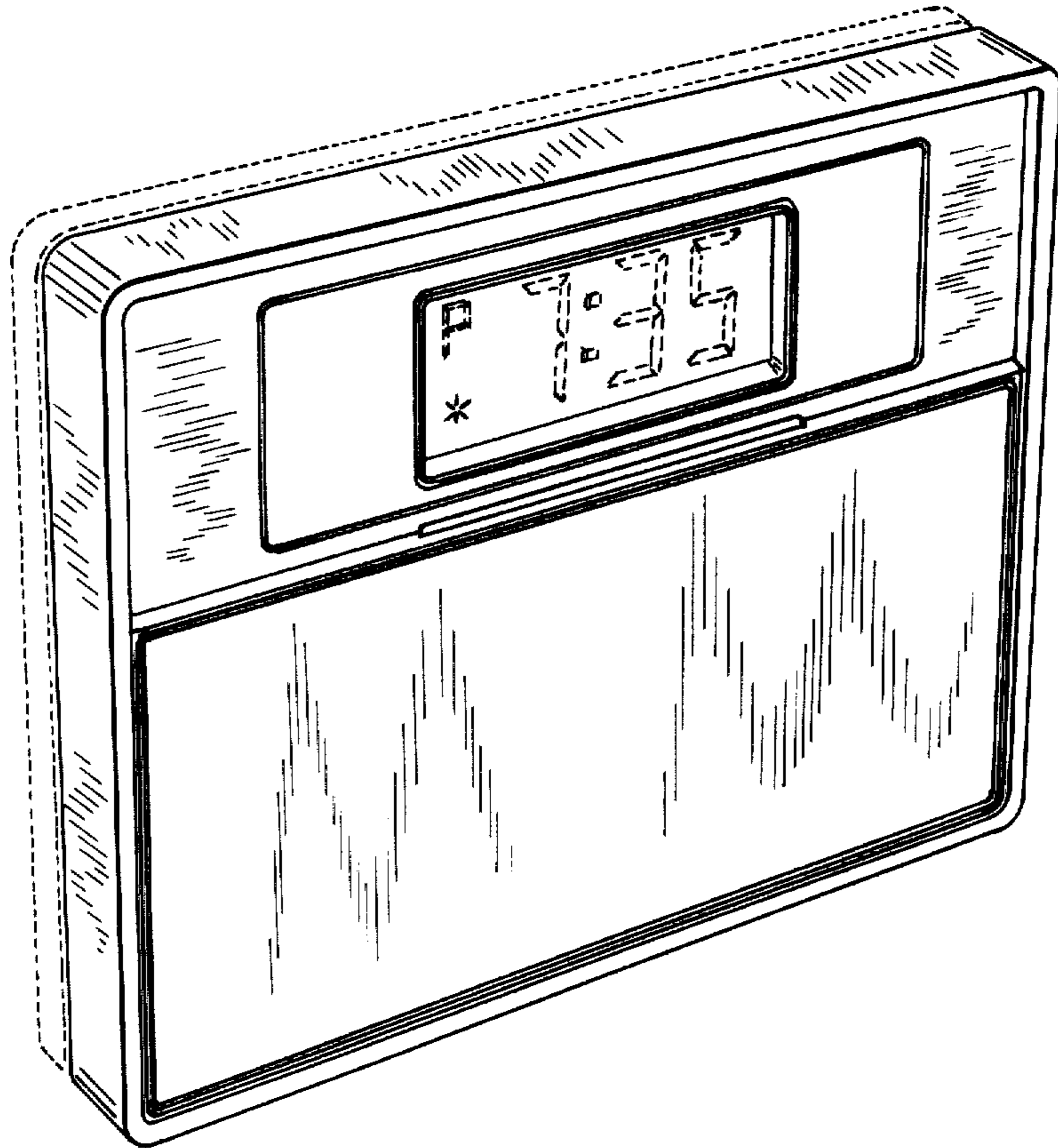
**CLAIM**

The ornamental design for a clock thermostat housing, substantially as shown and described.

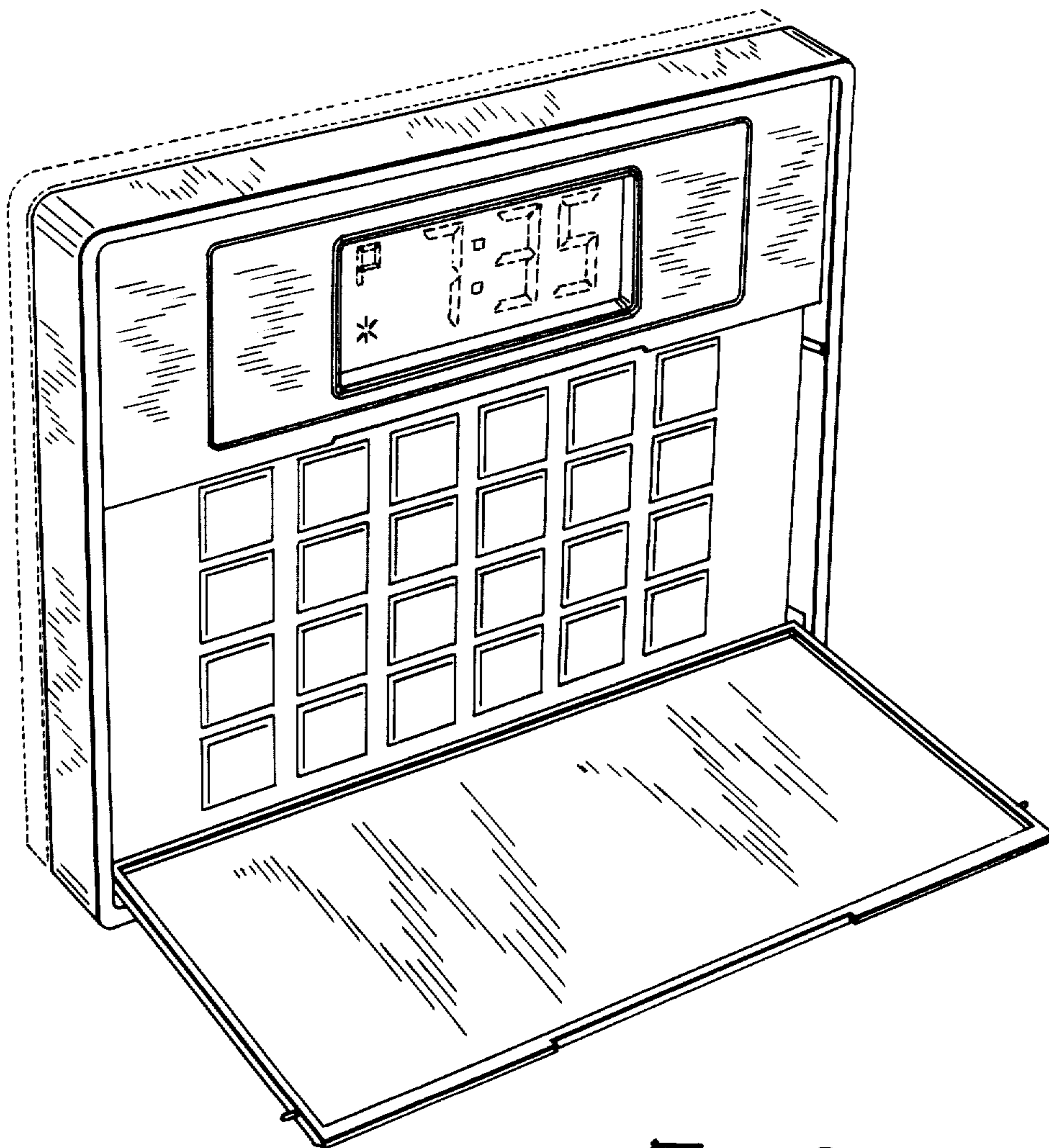
**DESCRIPTION**

FIG. 1 is a left front perspective view of a clock thermostat housing showing my new design;  
FIG. 2 is a left front perspective view thereof, with the hinged cover in the open position;  
FIG. 3 is a front elevational view thereof with the cover in the closed position;  
FIG. 4 is a left side elevational view thereof, the right side being a mirror image thereto;  
FIG. 5 is a top plan view thereof, the bottom view being substantially a mirror image thereof.  
The broken line showings of FIGS. 1-2 and 4-5 are environmental and form no part of the claimed design.



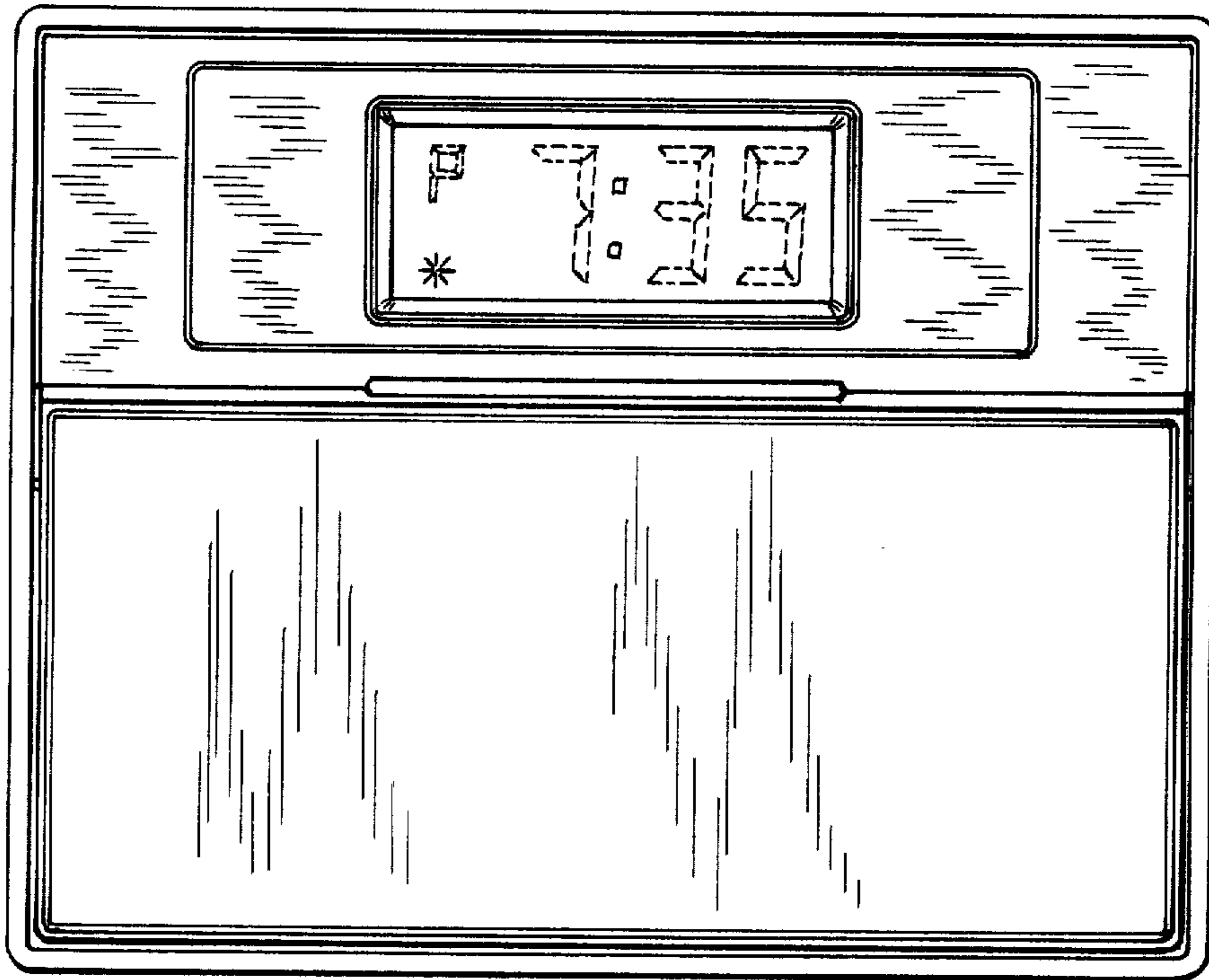


*Fig. 1*

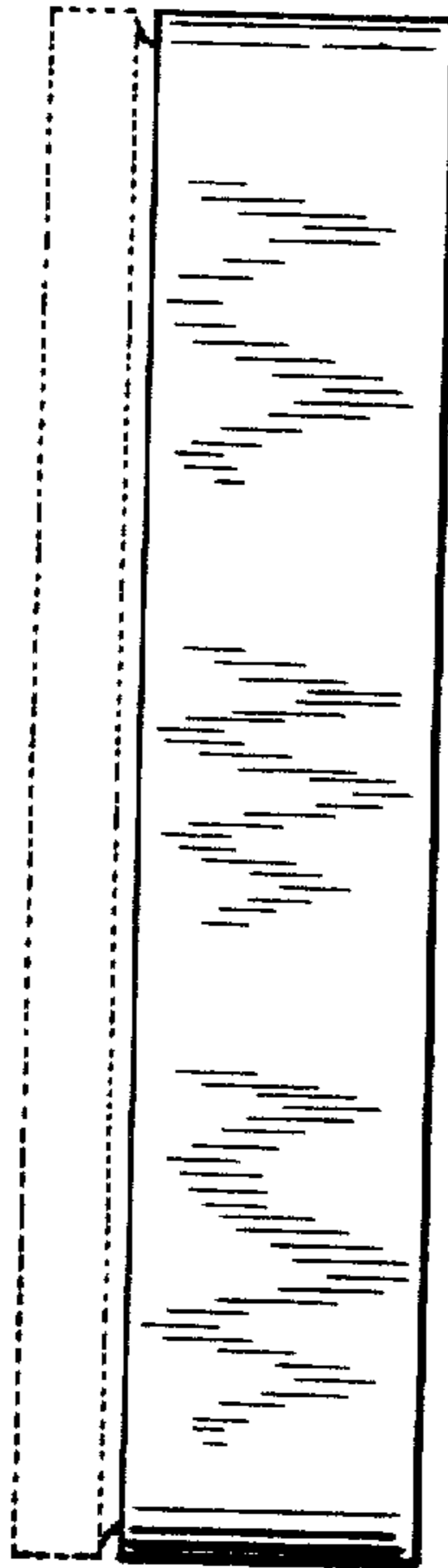


*Fig. 2*

*Fig. 3*



*Fig. 4*



*Fig. 5*

