

[54] COMBINED STORAGE UNIT AND MIRROR THEREFOR

[75] Inventors: Anthony J. Brescia, Liverpool; Spencer Rhoads, Baldwinsville, both of N.Y.

[73] Assignee: Syroco, Inc., Syracuse, N.Y.

[\*\*] Term: 14 Years

[21] Appl. No.: 249,853

[22] Filed: Apr. 1, 1981

[51] Int. Cl. .... D6-04; D6-07

[52] U.S. Cl. .... D6/136; D6/114; D6/116; D6/120; D6/123; D6/233

[58] Field of Search ..... D6/114, 116, 120, 123, D6/130, 131, 132, 136, 233, 86; 108/29, 152; 211/87, 88, 90; 248/220.2, 220.3, 222.2, 222.3, 221.2, 223.3

[56] References Cited

U.S. PATENT DOCUMENTS

- D. 245,557 8/1977 Wisner ..... D6/123
- 3,341,026 9/1967 Spitler ..... 211/88

OTHER PUBLICATIONS

"Living Quarters" by Bloomingdale's, p. 16, Pegboard & Racks (C,D,E).

"Living Quarters" by Bloomingdale's, p. 27, Wire Grid & Attachments (D).

Kitchen Bazaar Cat., p. 8, Artwire Wire Grid (8G,H,I,J).

Primary Examiner—B. J. Bullock

Attorney, Agent, or Firm—Stanley R. Moore; Thomas L. Crisman

[57] CLAIM

The ornamental design for a combined storage unit and mirror therefor, as shown and described.

DESCRIPTION

FIG. 1 is an enlarged perspective view of a combined storage unit and mirror therefor showing our new design;


FIG. 2 is a side elevational view taken from the left of FIG. 1, the side opposite being a mirror image thereof;

FIG. 3 is a front elevational view thereof;

FIG. 4 is a rear elevational view thereof;

FIG. 5 is a top plan view thereof;

FIG. 6 is a bottom plan view thereof.






FIG. 1

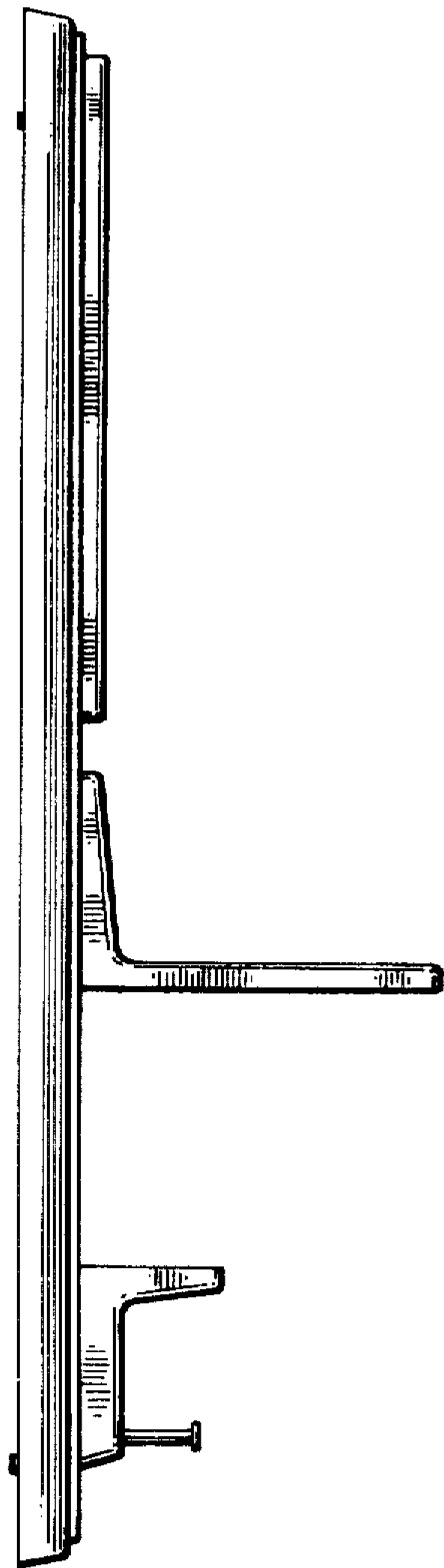


FIG. 2

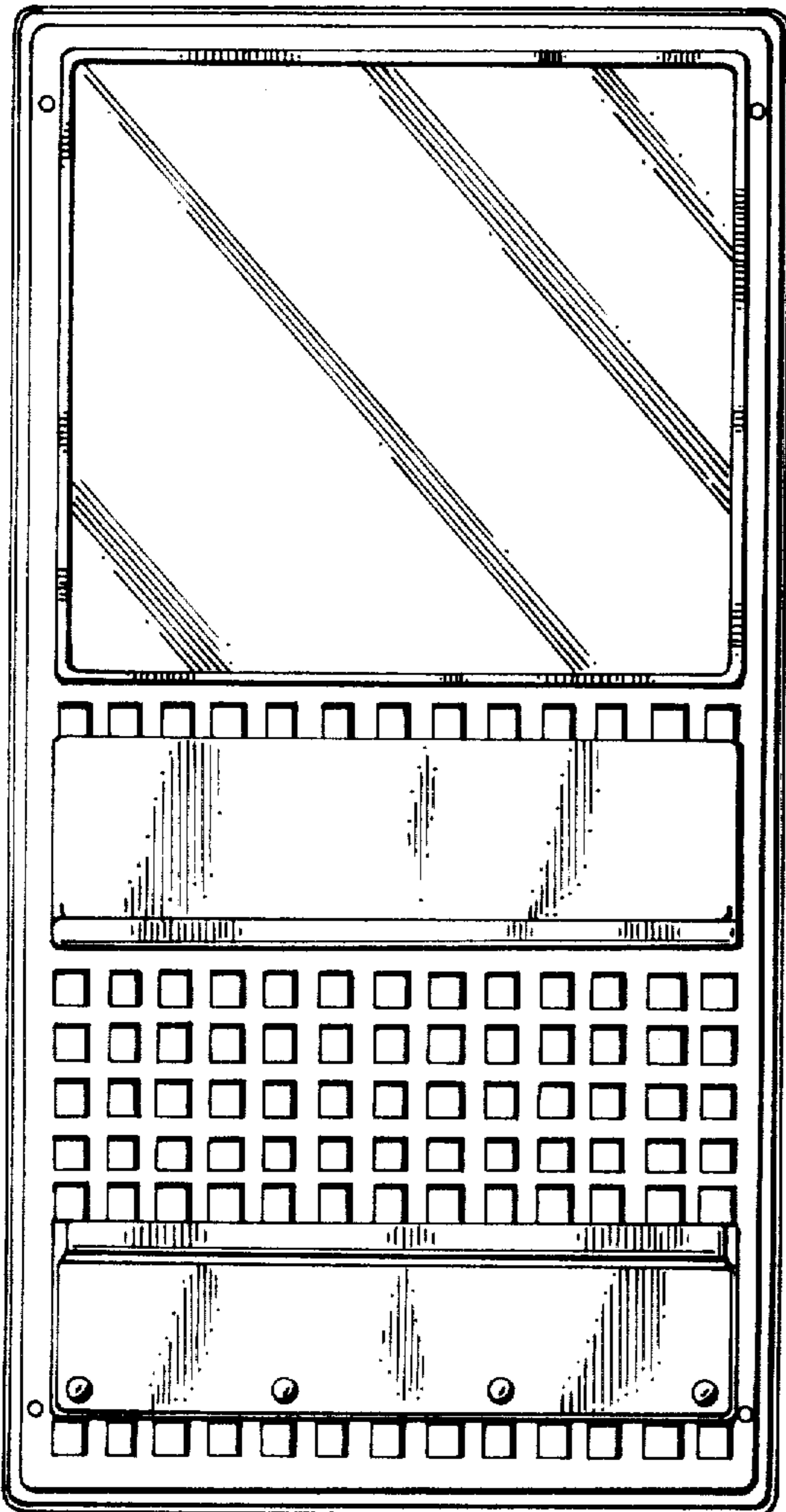


FIG. 3




FIG. 4

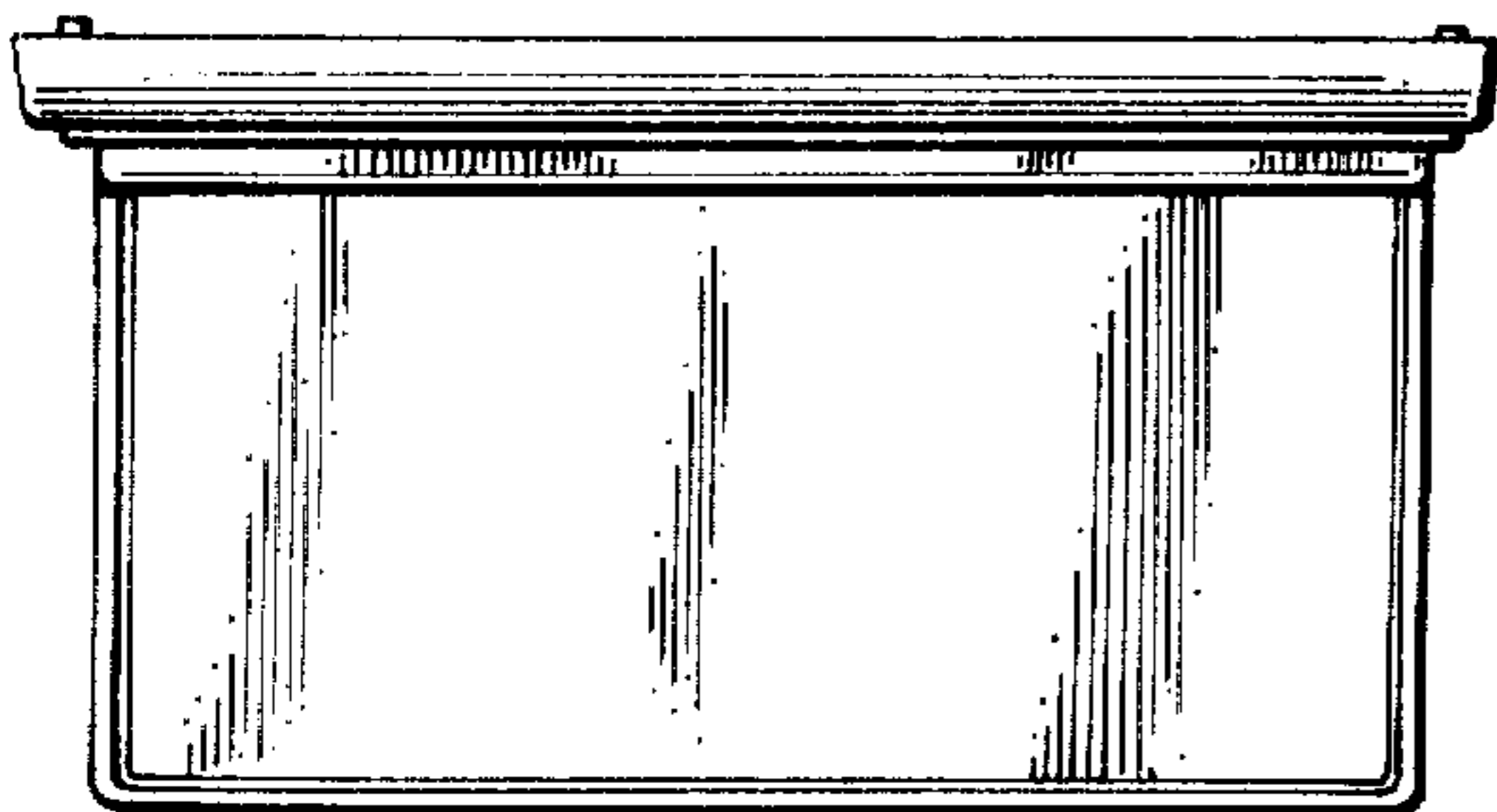


FIG. 5




FIG. 6