

[54] **PAINT ROLLER**

[75] **Inventor:** Kiyoshi Hori, Suita, Japan  
[73] **Assignee:** Nippon Paint Co., Ltd., Osaka, Japan

[\*\*] **Term:** 14 Years

[21] **Appl. No.:** 252,010

[22] **Filed:** Apr. 8, 1981

[51] **Int. Cl.** ..... D4—04  
[52] **U.S. Cl.** ..... D4/38.1  
[58] **Field of Search** ..... D4/38.1; 15/230.11;  
D59/1, 2, 10; D92/1 R, 1 A, 1 B, 1 E, 1 G, 1 P,  
1 W, 1 Y, 1 QQ, 25, 26, 29-33

[56] **References Cited**

**U.S. PATENT DOCUMENTS**

D. 241,274 8/1976 Hori ..... D4/38.1  
D. 241,374 9/1976 Hori ..... D4/38.1  
D. 241,375 9/1976 Hori ..... D4/38.1

*Primary Examiner*—Catherine E. Kemper  
*Attorney, Agent, or Firm*—Wenderoth, Lind & Ponack

[57] **CLAIM**

The ornamental design for a paint roller, substantially as shown.

**DESCRIPTION**

FIG. 1 is a front elevational view of a paint roller showing my new design.  
FIG. 2 is a rear elevational view thereof.  
FIG. 3 is a left end elevational view thereof.  
FIG. 4 is a right end elevational view thereof.  
FIG. 5 is a top plan view thereof.  
FIG. 6 is a bottom plan view thereof.  
FIG. 7 is a perspective view thereof.




**FIG. 1**




**FIG. 2**



**FIG. 3**




**FIG. 4**



**FIG. 5**



**FIG. 6**



**FIG. 7**

