

[54] SURGICAL FORCEPS OR SIMILAR ARTICLE

[76] Inventor: John A. Tartaglia, 108 Stoddard Rd., Waterbury, Conn. 06705

[**] Term: 14 Years

[21] Appl. No.: 189,693

[22] Filed: Sep. 22, 1980

[51] Int. Cl. D24-02

[52] U.S. Cl. D24/27; 128/354; 128/321

[58] Field of Search D24/27; 128/354, 321, 128/325, 346; 81/418, 43

[56] References Cited

U.S. PATENT DOCUMENTS

D. 263,502	6/1982	Tartaglia	D24/27
3,367,336	2/1968	Eizenberg	128/321
3,648,702	3/1972	Bean et al.	128/321

3,921,640	11/1975	Freeborn	128/321 X
4,165,745	8/1979	Heifetz	128/321 X

Primary Examiner—Bernard Ansher
Attorney, Agent, or Firm—St. Onge, Steward, Johnston & Reens

[57] CLAIM

The ornamental design for surgical forceps or similar article, substantially as shown and described.

DESCRIPTION

FIG. 1 is a side top perspective view of a surgical forceps or similar article showing my new design; FIG. 2 is a top plan view thereof; FIG. 3 is a side elevation thereof; FIG. 4 is an elevation as seen from the opposite side of FIG. 3; FIG. 5 is a front elevation thereof; FIG. 6 is a rear elevation thereof; FIG. 7 is a side elevation of a modified embodiment of the instrument illustrated in FIG. 3; and FIG. 8 is a top plan view thereof.

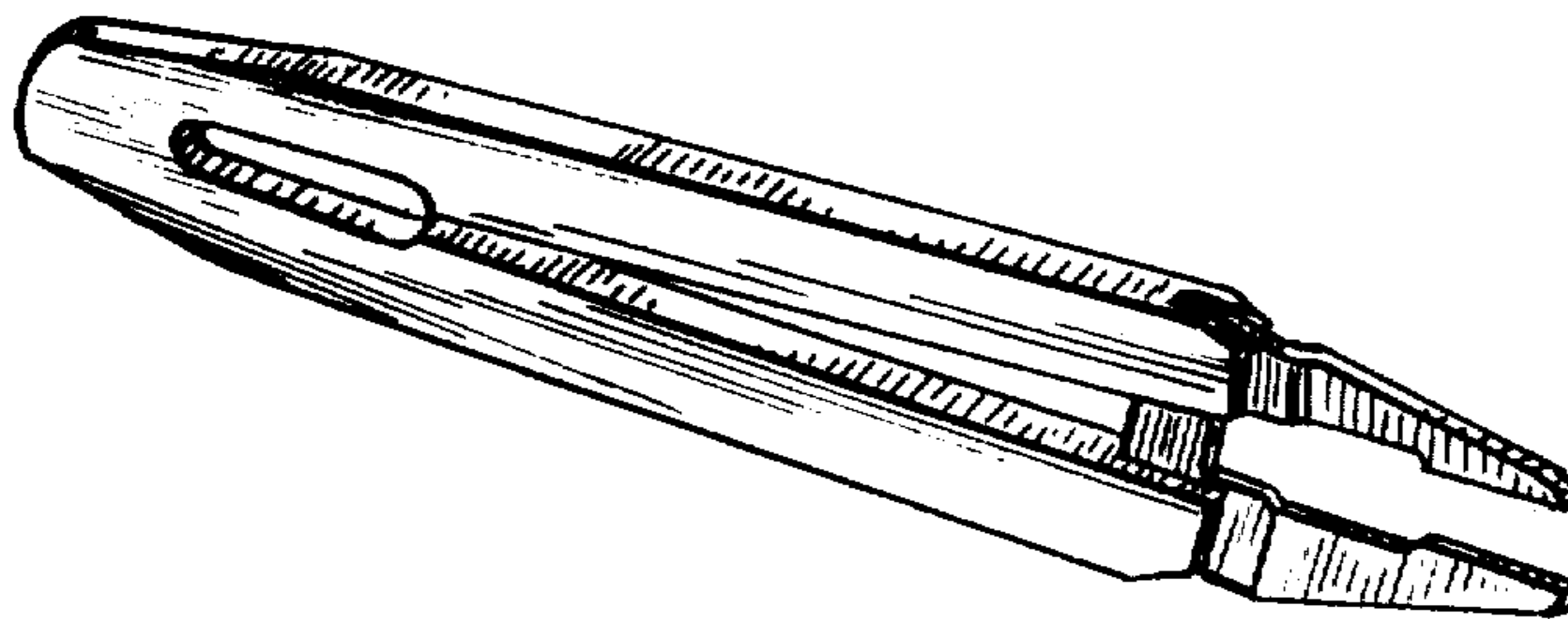


Fig. 1.

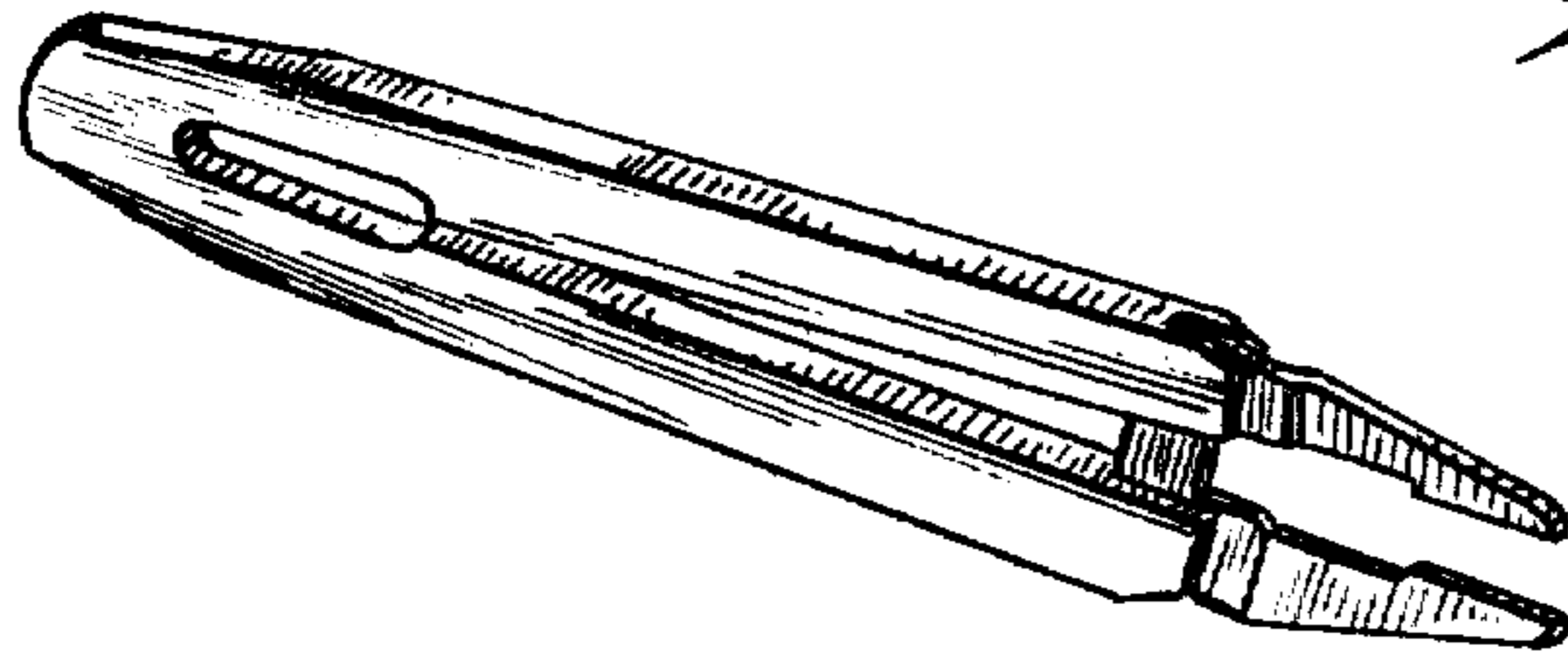


Fig. 2.



Fig. 3.

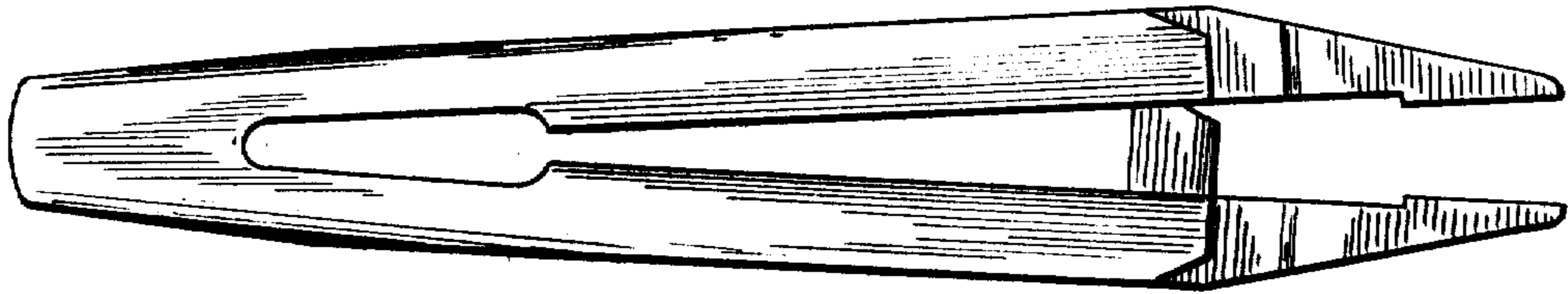


Fig. 4.




Fig. 5.



Fig. 6.



Fig. 8.




Fig. 7.