

- [54] **COMBINED FLASHING LIGHT AND WHISTLE**
- [76] Inventor: **Chan M. Kong**, 58 Pau Chung St., Tokwawan, Kowloon, Hong Kong
- [**] Term: **14 Years**
- [21] Appl. No.: **180,872**
- [22] Filed: **Aug. 25, 1980**
- [30] **Foreign Application Priority Data**
May 23, 1980 [GB] United Kingdom 995 004
- [51] Int. Cl. **D10-06; D26-02**
- [52] U.S. Cl. **D10/114; D10/119; D26/38; D26/49**
- [58] **Field of Search** **D26/24, 37-46, D26/48, 49, 50; D10/114, 119; 362/157, 184-191, 194-208; 340/321**

- [56] **References Cited**
- U.S. PATENT DOCUMENTS**
- | | | | | |
|------------|---------|---------|-------|----------|
| D. 25,238 | 3/1896 | Abell | | D10/119 |
| D. 76,516 | 10/1928 | Zisch | | D10/119 |
| D. 192,098 | 1/1962 | Bautsch | | D26/38 X |
| 3,609,344 | 9/1971 | So | | 362/184 |
- FOREIGN PATENT DOCUMENTS**
- | | | | | |
|--------|--------|----------------|-------|---------|
| 555910 | 9/1943 | United Kingdom | | 362/203 |
|--------|--------|----------------|-------|---------|

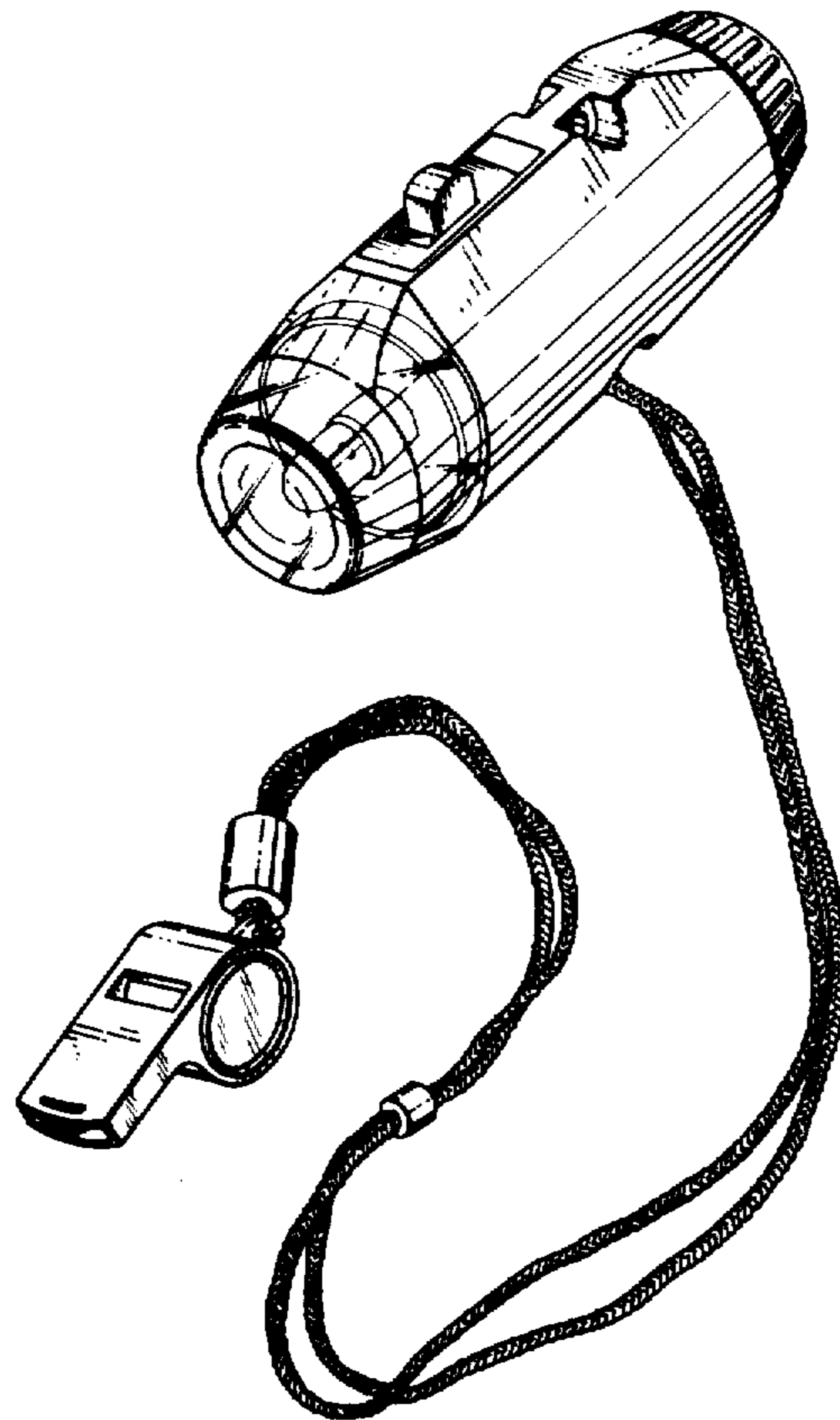
Primary Examiner—Susan J. Lucas
Attorney, Agent, or Firm—Fay & Sharpe

[57] **CLAIM**

The ornamental design for a combined flashing light and whistle, substantially as shown and described.

DESCRIPTION

FIG. 1 is a right front perspective view of a combined flashing light and whistle showing my new design; FIG. 2 is a left rear perspective view thereof; and FIG. 3 is a side elevational view thereof.



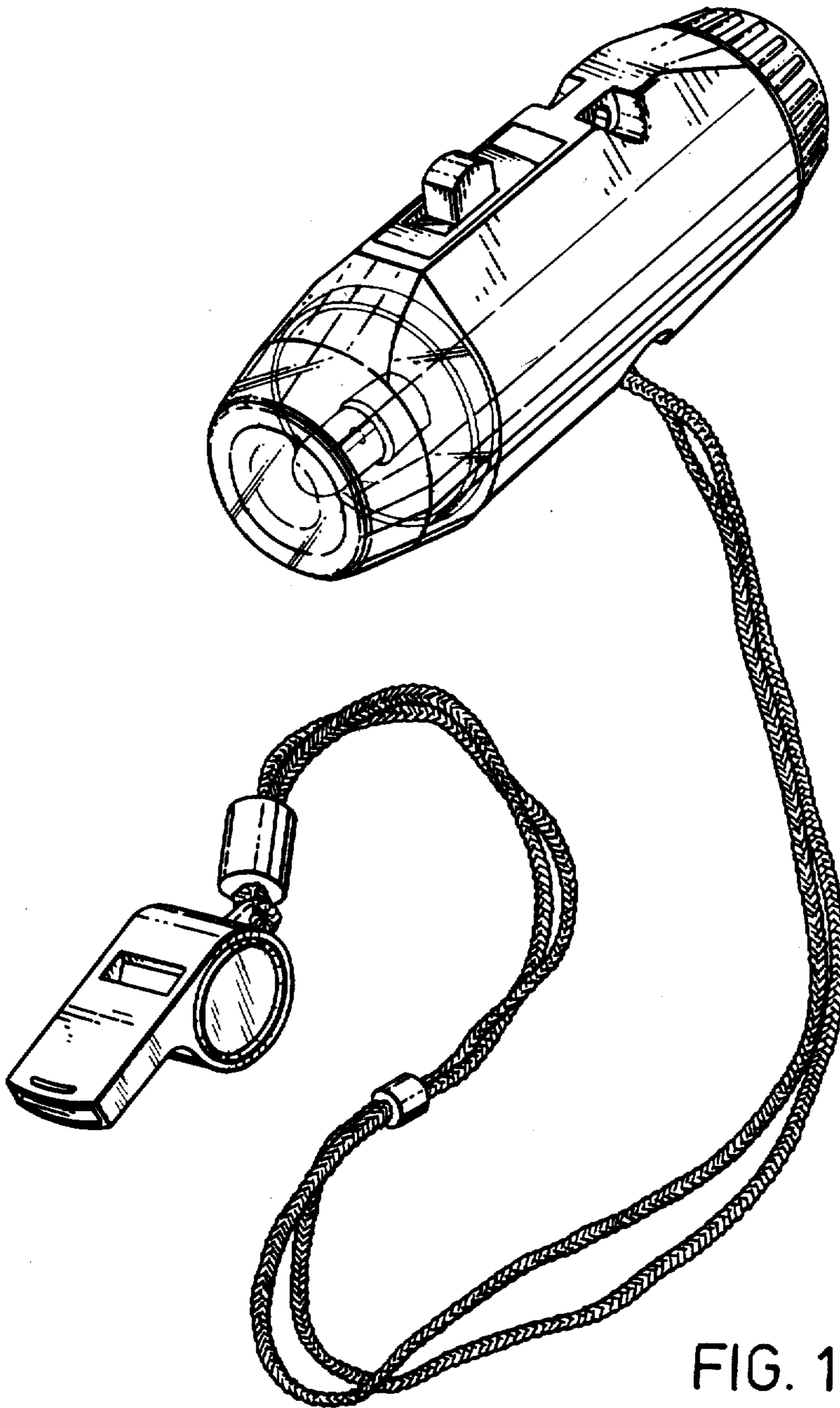


FIG. 1

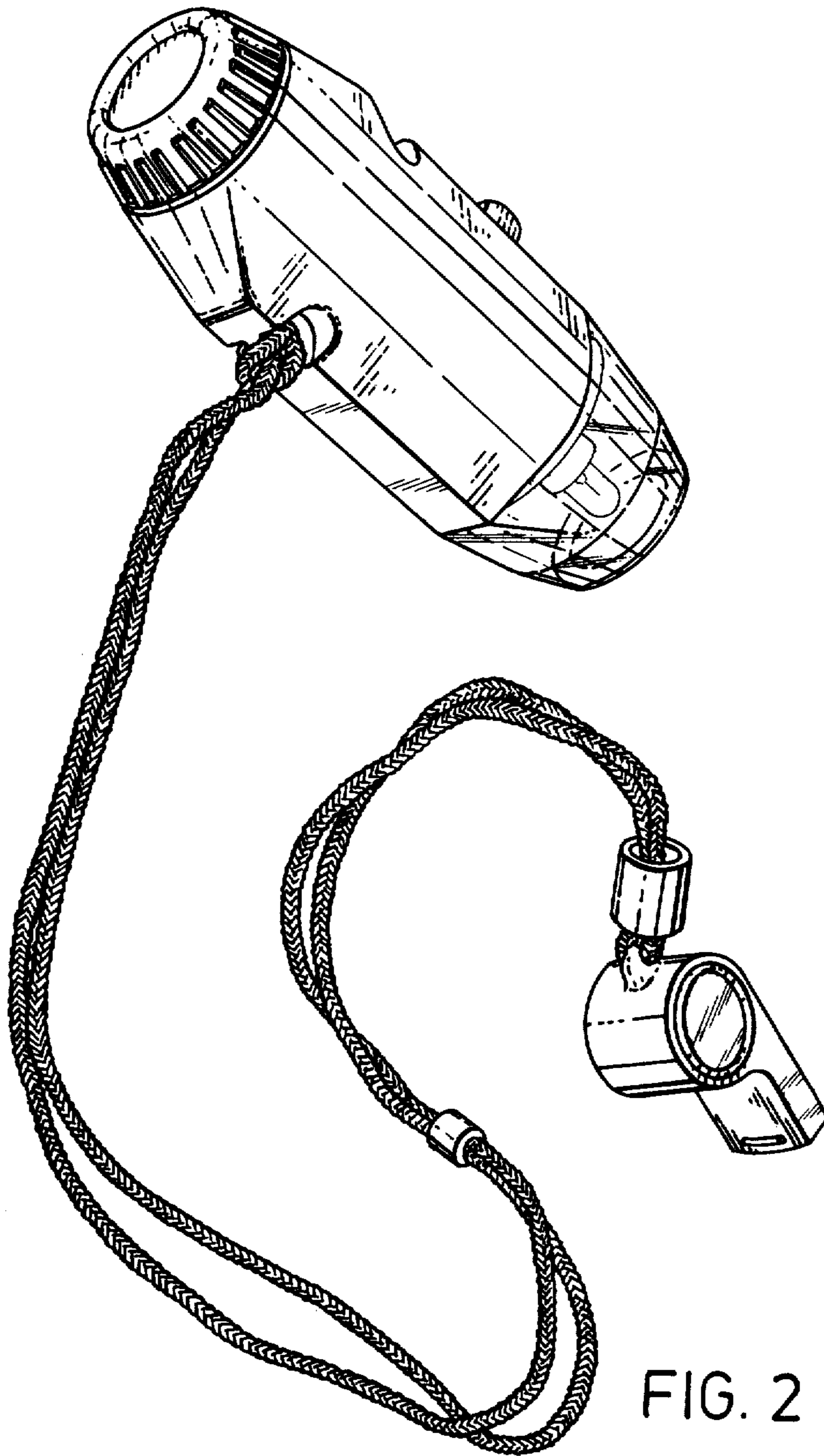


FIG. 2

FIG. 3.

