

United States Patent [19]

Perry et al.

[11] **Des. 268,165**

[45] **** Mar. 8, 1983**

[54] **DRILL GUIDE**

[76] Inventors: **Reino L. Perry**, 6322 Bass Lake Rd., Crystal, Minn. 55428; **Earl A. Schule**, Inger Rte., Deer River, Minn. 56636

[**] Term: **14 Years**

[21] Appl. No.: **199,088**

[22] Filed: **Oct. 20, 1980**

[51] Int. Cl. **D8—01; D15—09**

[52] U.S. Cl. **D8/70; D15/138**

[58] Field of Search **D15/138, 132; D8/70; 408/56, 72, 111, 241 G**

[56] **References Cited**

U.S. PATENT DOCUMENTS

3,097,891 7/1963 Brideau 408/72

3,381,551 5/1968 Laving et al. 408/72
3,661,469 5/1972 Leff et al. 408/72
3,907,452 9/1975 Tripp 408/56

Primary Examiner—B. J. Bullock
Attorney, Agent, or Firm—Schroeder, Siegfried, Vidas, Steffey & Arrett

[57] **CLAIM**

The ornamental design for a drill guide, as shown and described.

DESCRIPTION

FIG. 1 is a top plan view of a drill guide embodying our new design;
FIG. 2 is a left side elevation view thereof, the right side elevation view being a mirror image of the same;
FIG. 3 is a front elevation view thereof, the rear elevation view being a mirror image of the same; and
FIG. 4 is a bottom plan view thereof.

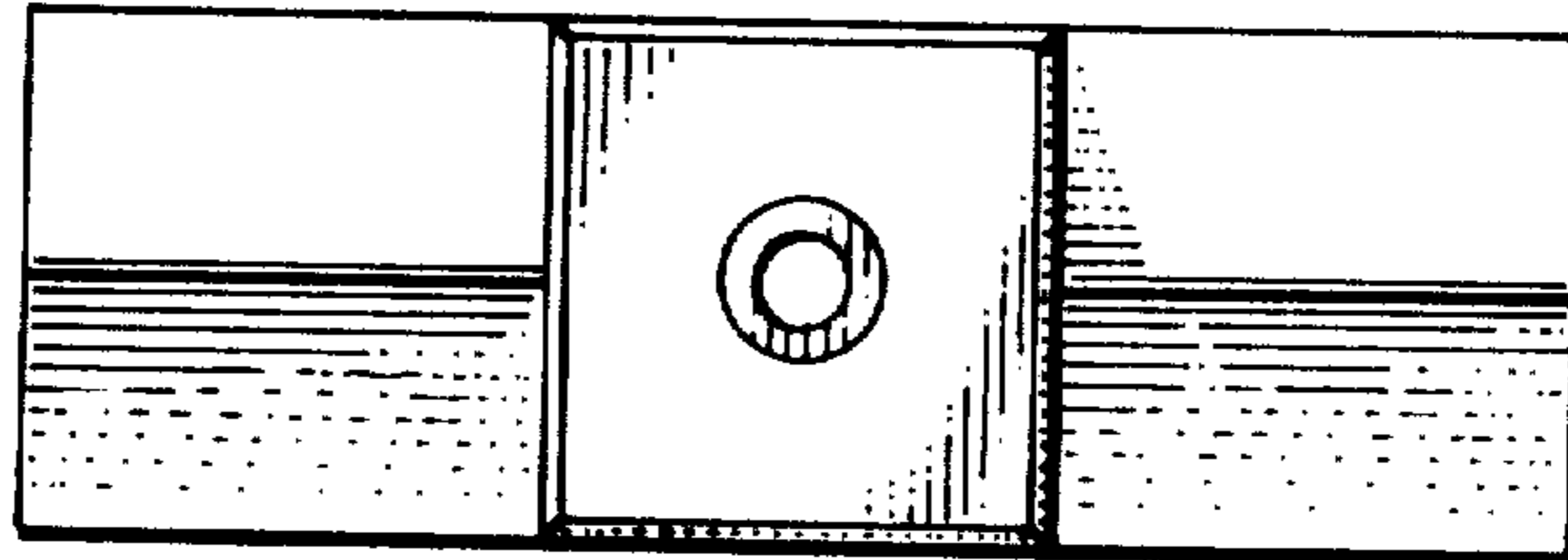


Fig. 1

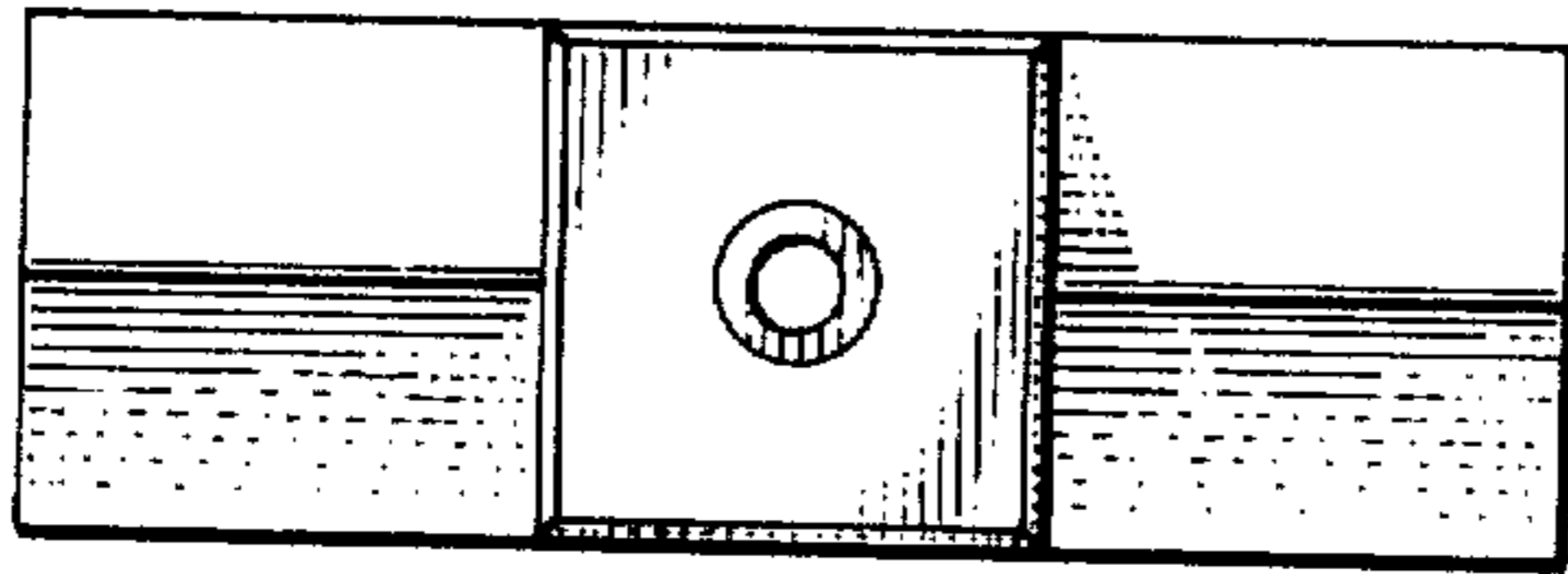


Fig. 2

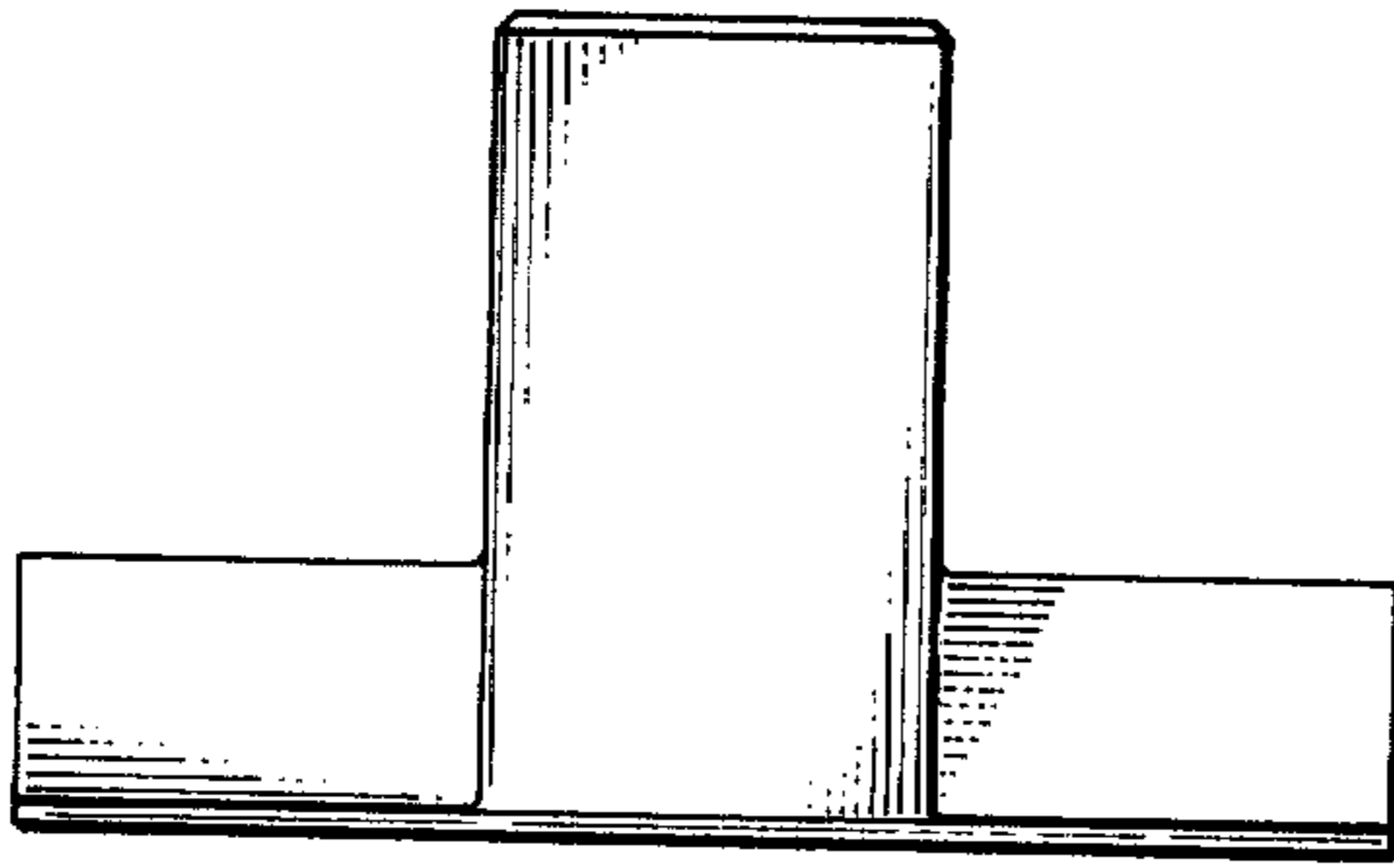


Fig. 3




Fig. 4

