

[54] SHOE SOLE UNIT

[76] Inventor: Alexander C. Daswick, 700 Orange Grove, Apt. 210, South Pasadena, Calif. 91030

[**] Term: 14 Years

[21] Appl. No.: 180,508

[22] Filed: Aug. 22, 1980

[51] Int. Cl. D2-04

[52] U.S. Cl. D2/319

[58] Field of Search D2/319, 320, 322, 324; 36/24.5, 28, 29, 30 A, 32 R

[56] References Cited

U.S. PATENT DOCUMENTS

- D. 256,400 8/1980 Famolare D2/320
- D. 257,699 12/1980 Famolare D2/322 X

4,241,523 12/1980 Daswick 36/32 R X

FOREIGN PATENT DOCUMENTS

- 855127 5/1940 France 36/34 R
- 988162 4/1951 France 36/28

Primary Examiner—Nelson C. Holtje
Attorney, Agent, or Firm—Gene W. Arant

[57] CLAIM

The ornamental design for a shoe sole unit, as shown and described.

DESCRIPTION

- FIG. 1 is a top plan view of a shoe sole unit showing my new design;
- FIG. 2 is a right side elevational view thereof, the left side being substantially similar thereto;
- FIG. 3 is a bottom plan view thereof;
- FIG. 4 is a front elevational view thereof;
- FIG. 5 is a rear elevational view thereof.

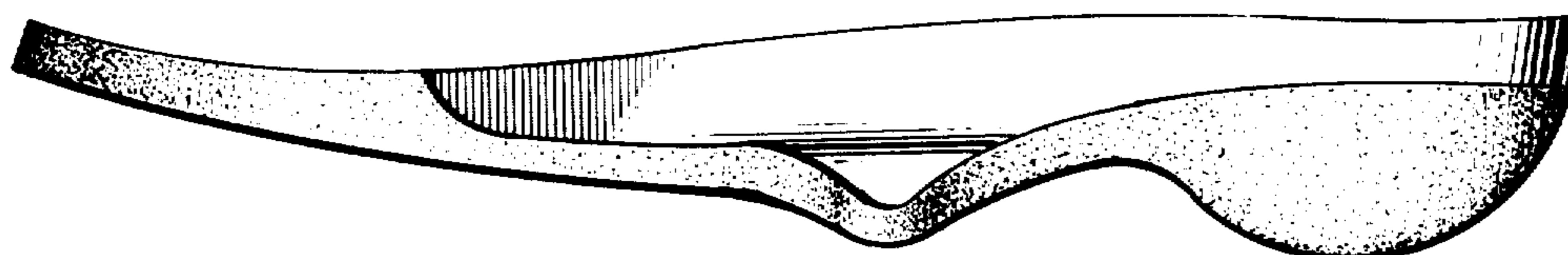


Fig. 1.



Fig. 2.

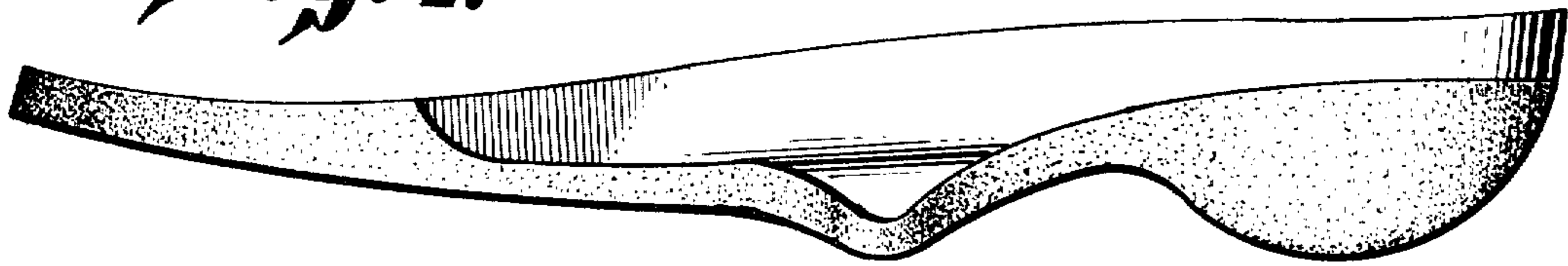


Fig. 3.

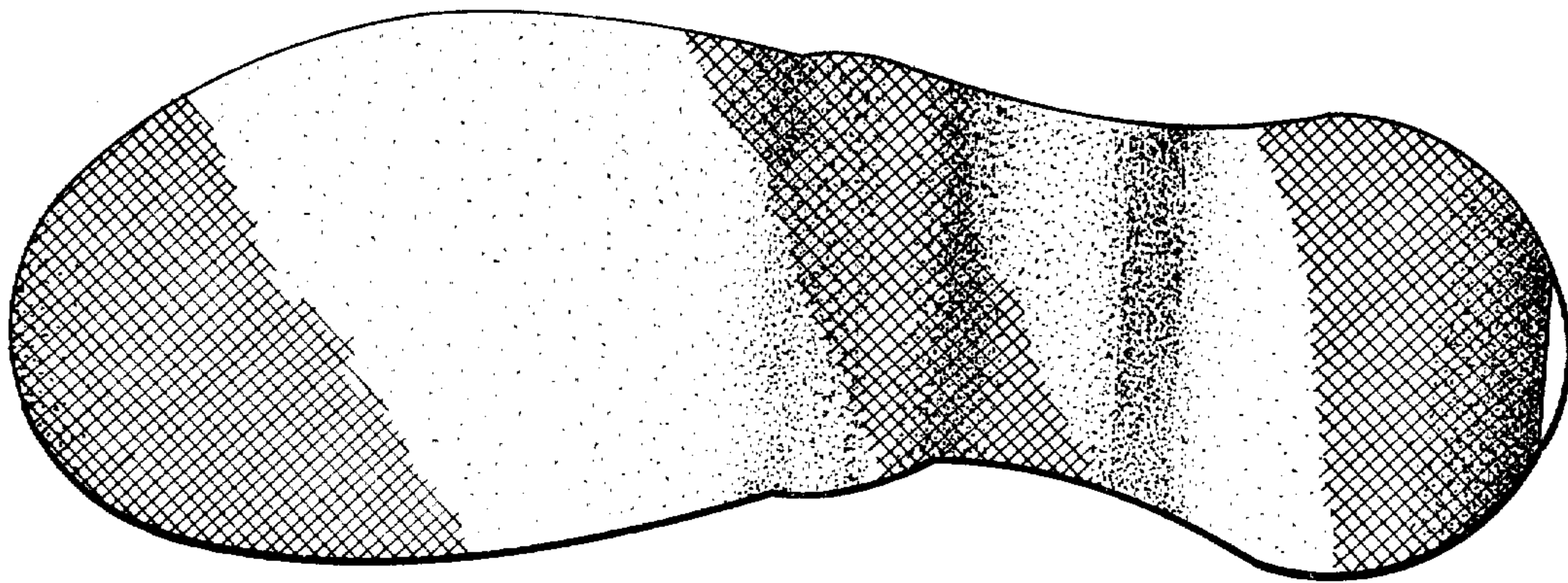


Fig. 4.

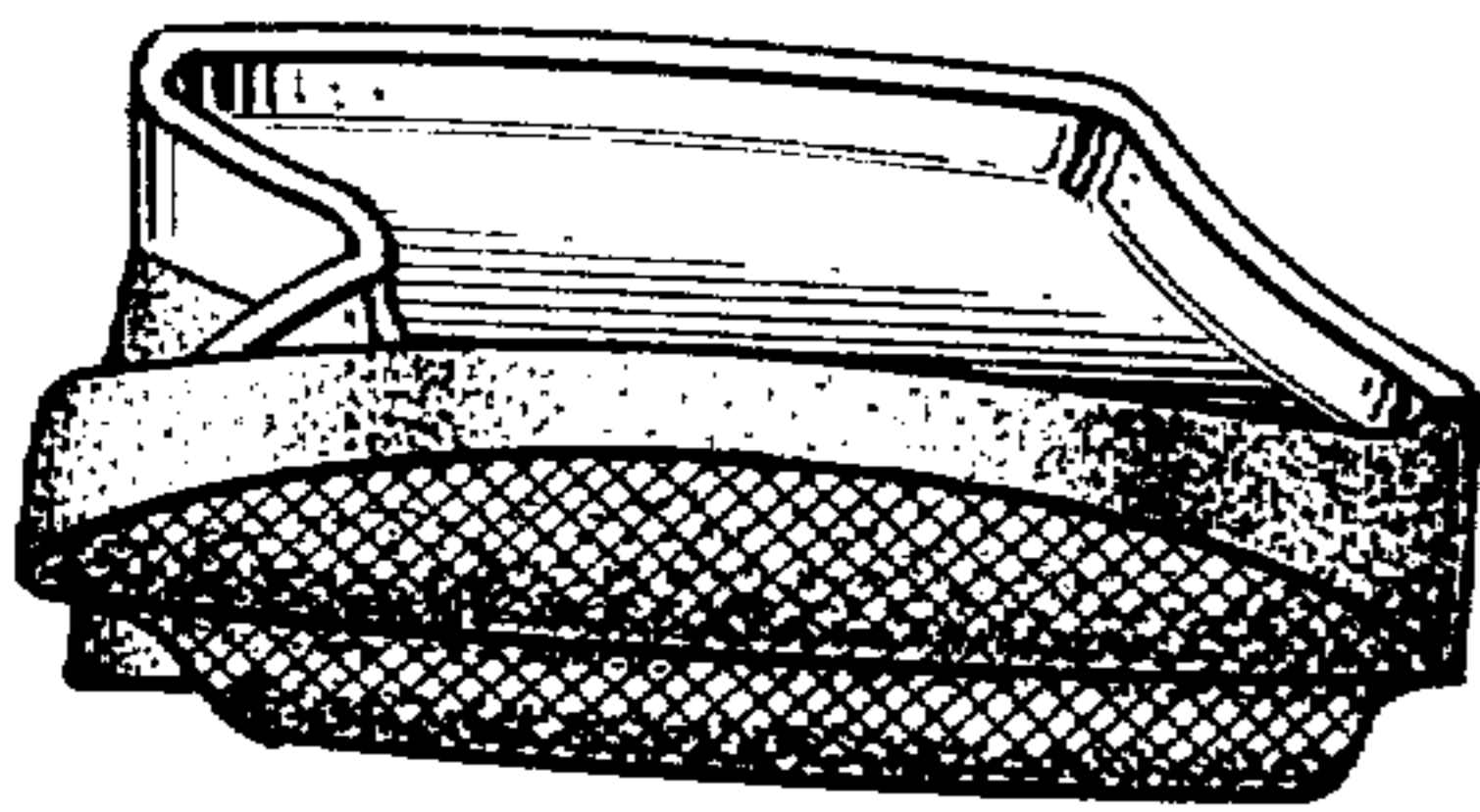


Fig. 5.

