

[54] SHOWER STALL

[76] Inventor: James H. Ballard, 513 Bexar Ave., Hamilton, Ala. 35570

[**] Term: 14 Years

[21] Appl. No.: 185,361

[22] Filed: Sep. 8, 1980

[51] Int. Cl. D23-02

[52] U.S. Cl. D23/57

[58] Field of Search D23/48-57; D24/38; 4/538, 546, 548, 552, 559, 560, 564-566, 571, 573, 578, 579, 584, 590, 592-597, 605, 611-614, 628, 654

[56] References Cited

U.S. PATENT DOCUMENTS

- D. 199,517 11/1964 Fulton D23/57
- D. 215,289 9/1969 Seymour D23/57
- D. 215,290 9/1969 Seymour D23/57
- D. 217,866 6/1970 Meyers D23/57
- D. 219,512 12/1970 Skyhawk D23/57

- D. 219,513 12/1970 Skyhawk D23/57
- D. 219,514 12/1970 Skyhawk D23/57
- D. 221,943 9/1971 Seymour D23/57
- D. 227,010 5/1973 Alexander D23/57
- D. 227,102 6/1973 Alexander D23/57
- D. 247,912 5/1978 Rath et al. D23/57


Primary Examiner—James R. Largen
Attorney, Agent, or Firm—C. A. Phillips

[57] CLAIM

The ornamental design for a shower stall, substantially as shown and described.

DESCRIPTION

FIG. 1 is a front elevational view of a shower stall showing my new design;
 FIG. 2 is a fragmentary front elevational view thereof, with a portion broken away to illustrate the contour of the floor of the stall;
 FIG. 3 is a cross sectional view taken on line 3—3 of FIG. 1;
 FIG. 4 is a cross sectional view taken on line 4—4 of FIG. 1; and
 FIG. 5 is a top plan view thereof.






FIG. 5

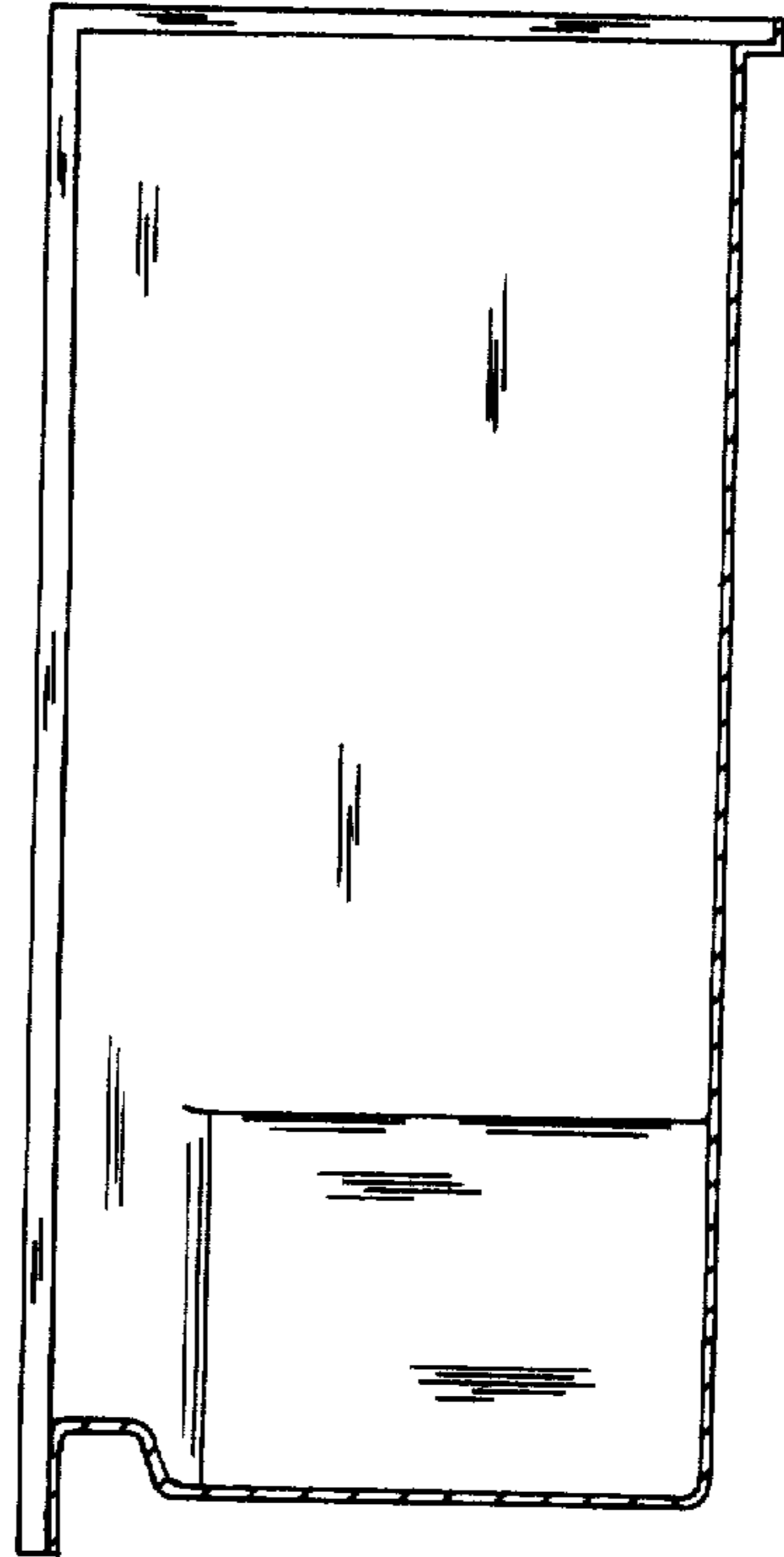


FIG. 4

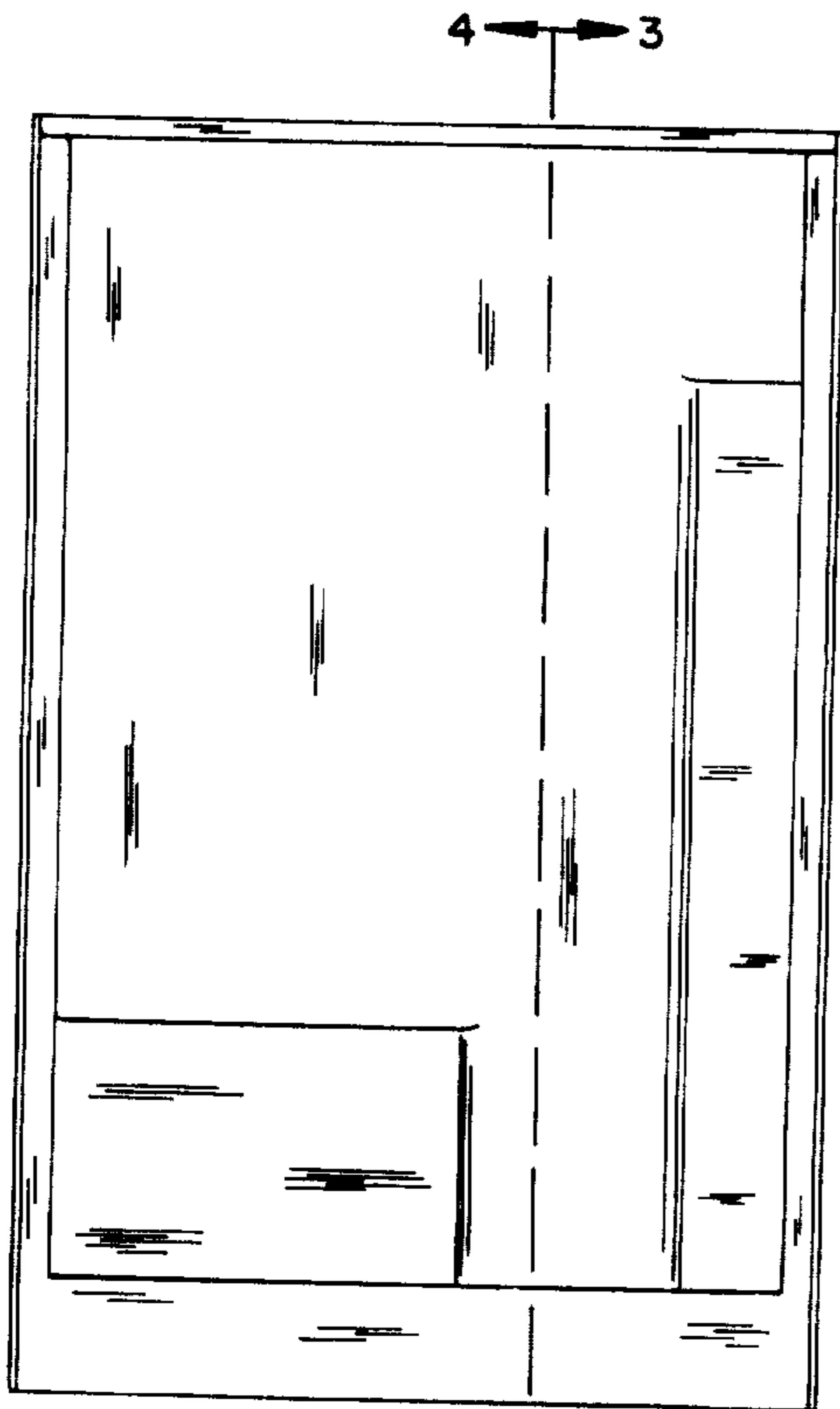


FIG. 1

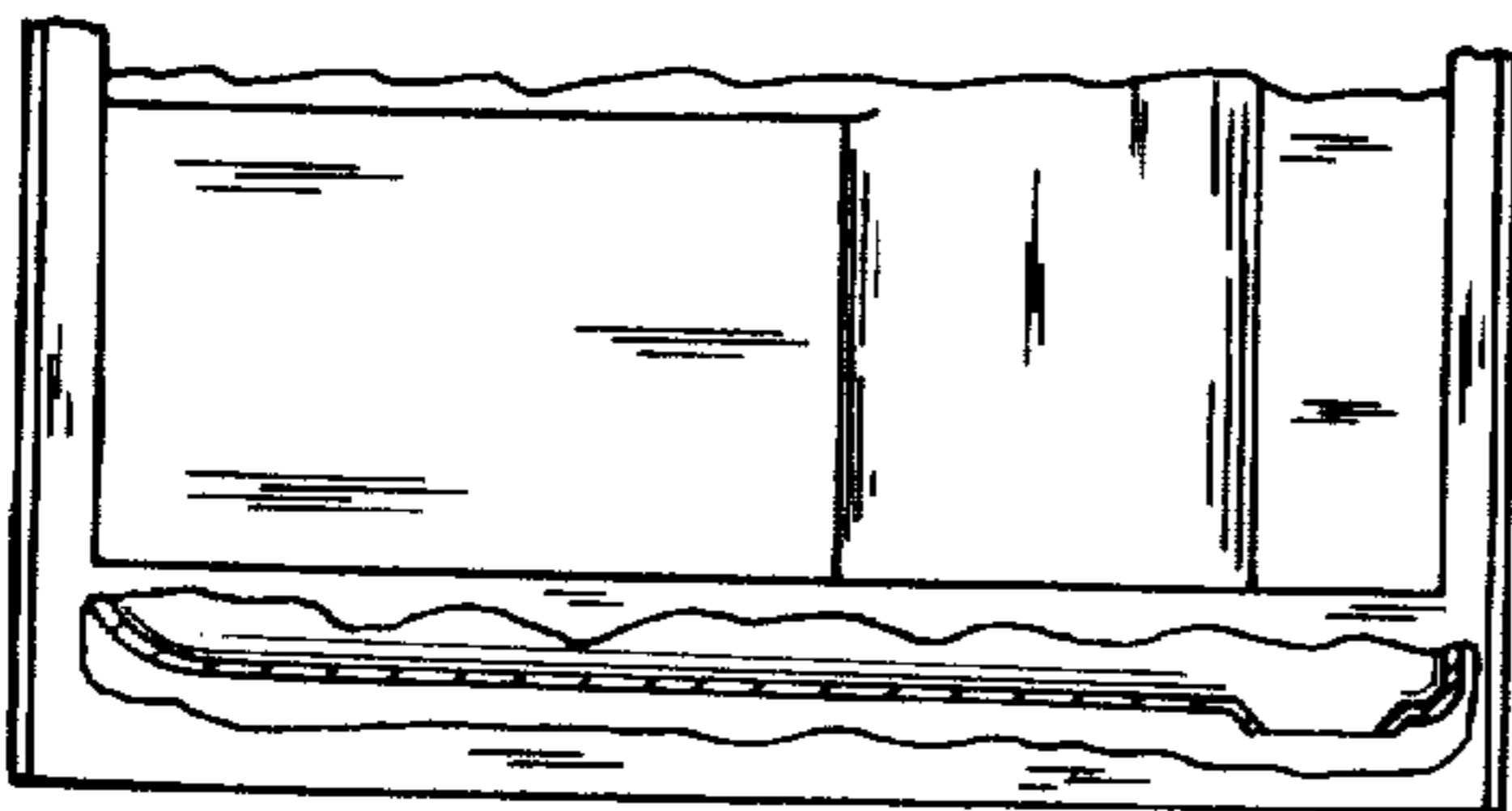


FIG. 2




FIG. 3