

[54] CONTAINER FOR A CASSETTE BOX OR THE LIKE

3,990,574 11/1976 Roccaforte 206/387
4,141,446 2/1979 Cliffe 206/387

[75] Inventor: Raymond Brown, Crawley, England

Primary Examiner—Robert C. Spangler
Attorney, Agent, or Firm—Scrivener, Clarke, Scrivener
and Johnson

[73] Assignee: Garrod & Lofthouse Limited,
London, England

[**] Term: 14 Years

[21] Appl. No.: 87,640

[22] Filed: Oct. 23, 1979

[57] CLAIM

The ornamental design for a container for a cassette box or the like, as shown and described.

[30] Foreign Application Priority Data

Apr. 24, 1979 [GB] United Kingdom 989633/79

[51] Int. Cl. D9—03

[52] U.S. Cl. D9/418; D9/423;
D9/432

[58] Field of Search D9/432, 418, 433, 423;
229/6 R, 44 R; 206/45.31, 387; D3/35

DESCRIPTION

FIG. 1 is a top perspective view of a container for a cassette box or the like showing my new design in an open position;

FIG. 2 is a bottom plan view thereof;

FIG. 3 is a top plan view thereof;

FIG. 4 is a sectional view thereof taken on the line IV—IV of FIG. 3;

FIG. 5 is a side elevational view thereof;

FIG. 6 is a top plan view in a closed position;

FIG. 7 is a side elevational view thereof;

FIG. 8 is a side elevational view showing the side opposite that seen in FIG. 7;

FIG. 9 is a bottom plan view thereof; and

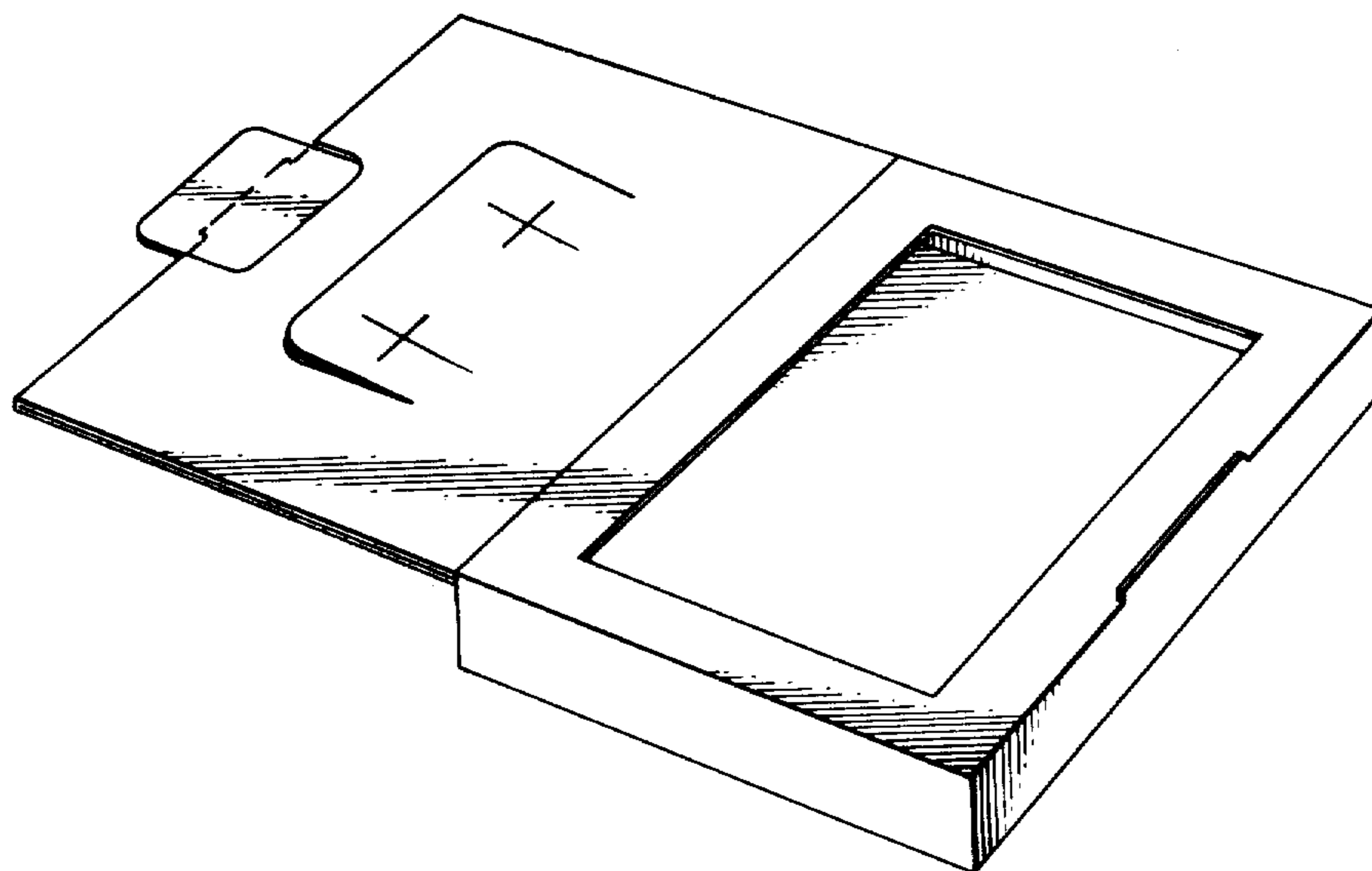
FIG. 10 is an end elevational view thereof.

The dash lines in FIGS. 1, 2 and 3 represent fold lines.

[56] References Cited

U.S. PATENT DOCUMENTS

- D. 53,367 5/1919 Kaniff D9/418 X
- D. 260,122 8/1981 Turner D3/35
- D. 261,485 10/1981 Haubert D3/35 X
- 3,885,731 5/1975 Mullinex 229/44 R X



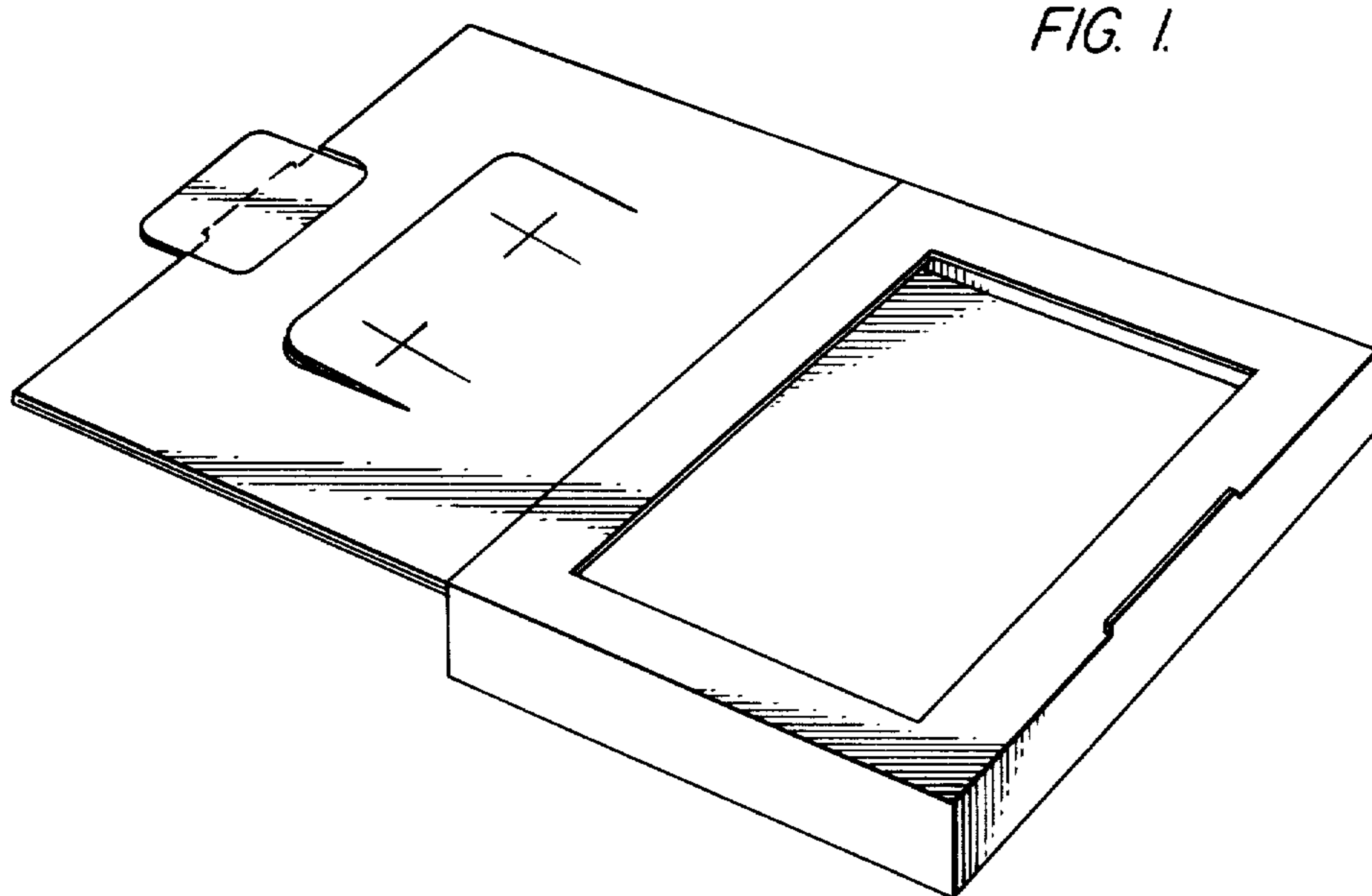


FIG. 4.

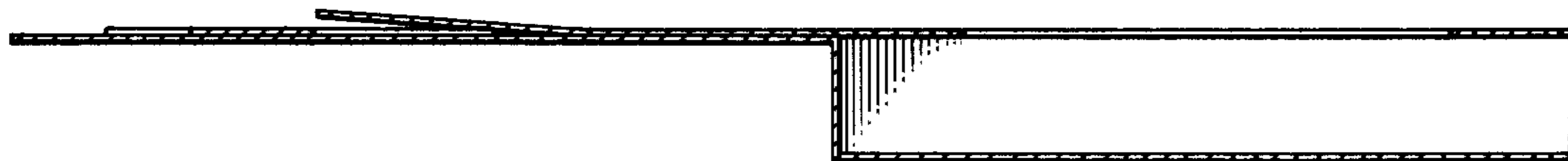
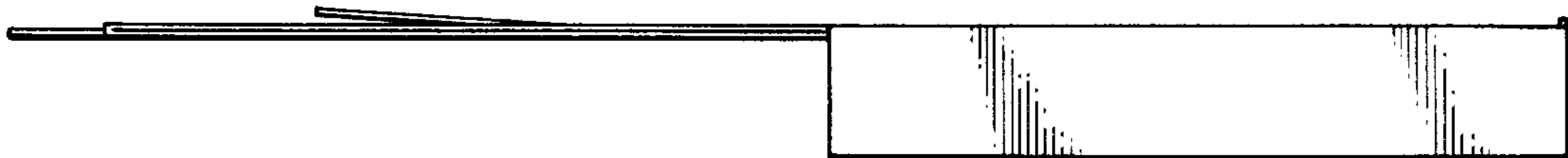


FIG. 5.






FIG. 2.

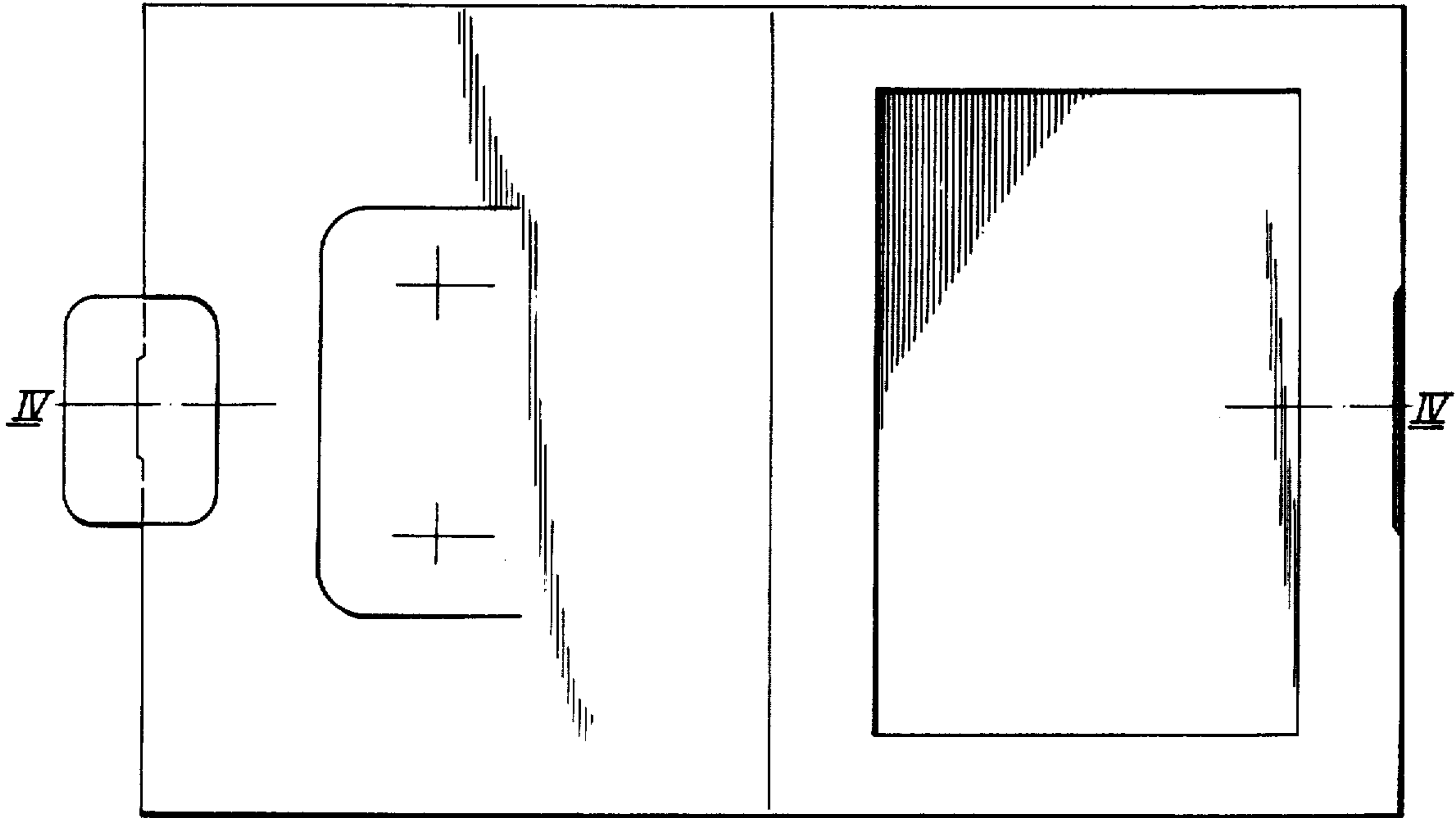


FIG. 3.




FIG. 6.



FIG. 7.



FIG. 8.




FIG. 9.




FIG. 10.