

[54] **MICROWAVE OVEN**

[75] **Inventors:** Kenichi Haruguchi; Takao Miyake; Masayoshi Kawaishi; Masafumi Numano; Kazuo Tsujimoto, all of Osaka, Japan

[73] **Assignee:** Sharp Corporation, Osaka, Japan

[\*\*] **Term:** 14 Years

[21] **Appl. No.:** 219,590

[22] **Filed:** Dec. 23, 1980

[30] **Foreign Application Priority Data**

Jul. 9, 1980 [JP] Japan ..... 55-27766

[51] **Int. Cl.** ..... D7-02

[52] **U.S. Cl.** ..... D7/351

[58] **Field of Search** ..... D7/128; 219/10.55; 99/324-327, 330, 331, 339, 341; 126/1 R, 19 R, 273 R, 275 R; 312/236

[56] **References Cited**

**U.S. PATENT DOCUMENTS**

D. 262,088 12/1981 Yamamura et al. .... D7/128

*Primary Examiner*—Catherine E. Kemper  
*Attorney, Agent, or Firm*—Flehr, Hohbach, Test, Albritton & Herbert

[57] **CLAIM**

The ornamental design for a microwave oven, as shown and described.

**DESCRIPTION**

FIG. 1 is a perspective view of a microwave oven, showing our new design;

FIG. 2 is a front elevational view thereof;

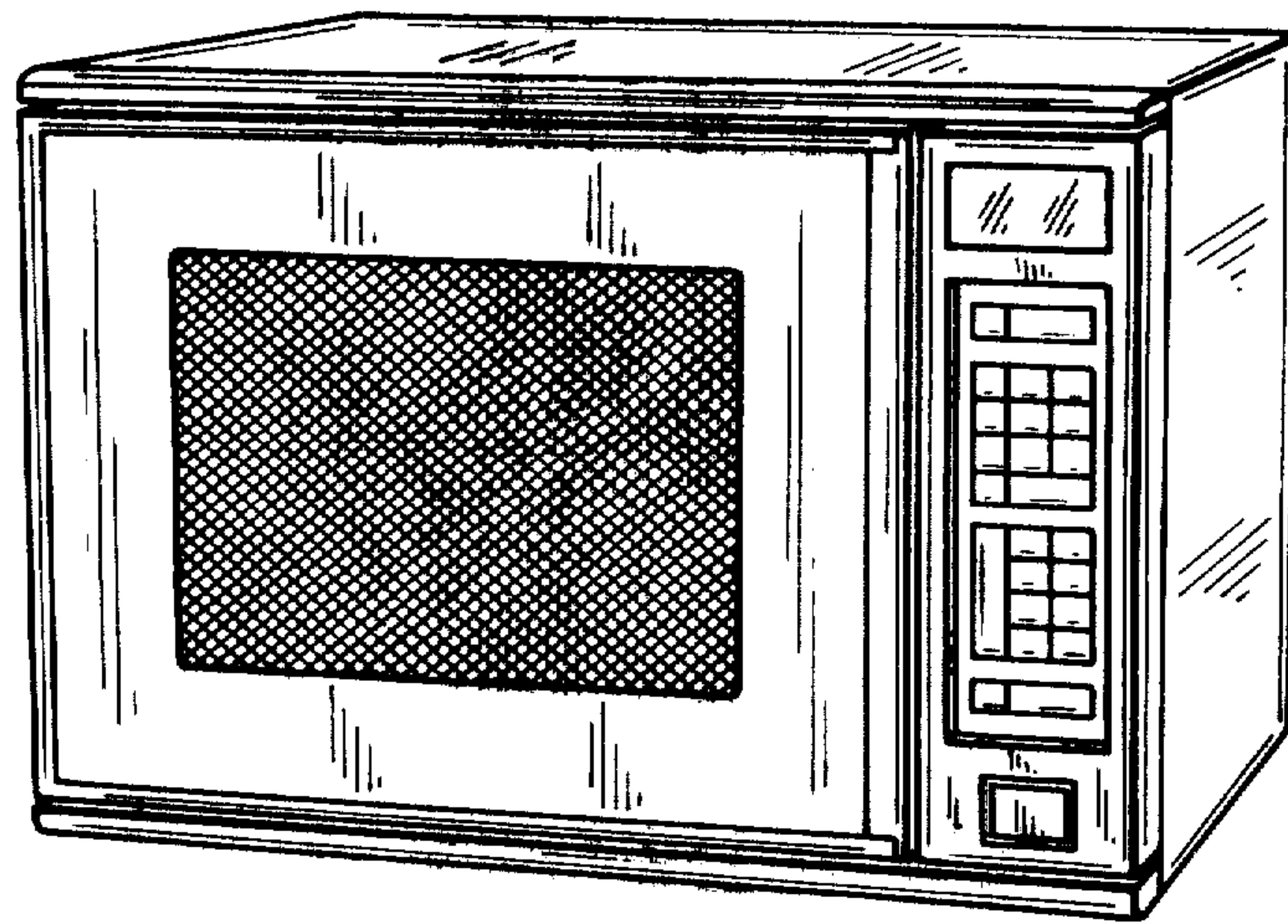
FIG. 3 is a plan view thereof;

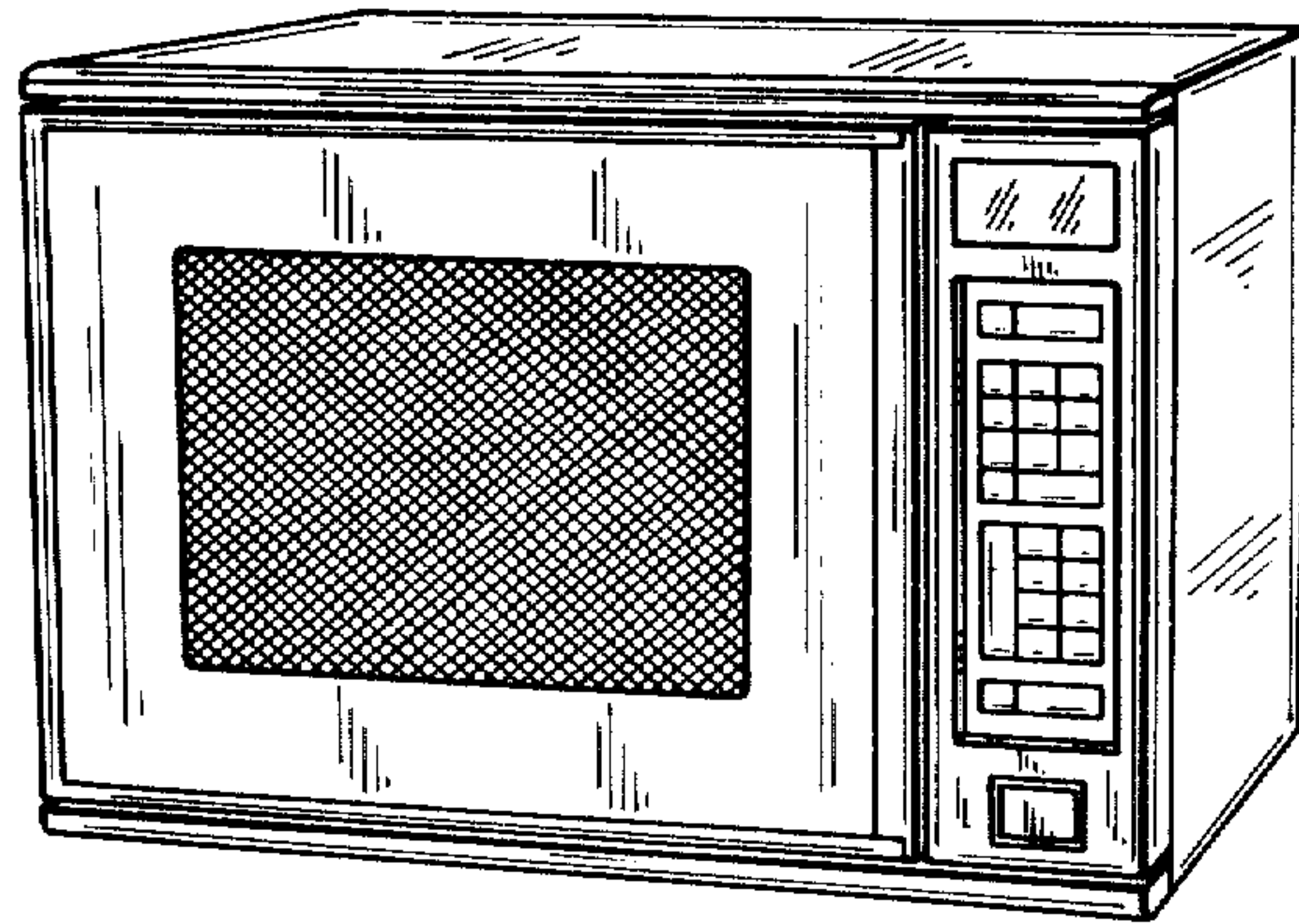
FIG. 4 is a bottom view thereof;

FIG. 5 is a rear elevational view thereof;


FIG. 6 is a right side elevational view thereof; and

FIG. 7 is a left side elevational view thereof.







*FIG\_1*




*FIG\_2*




*FIG\_3*



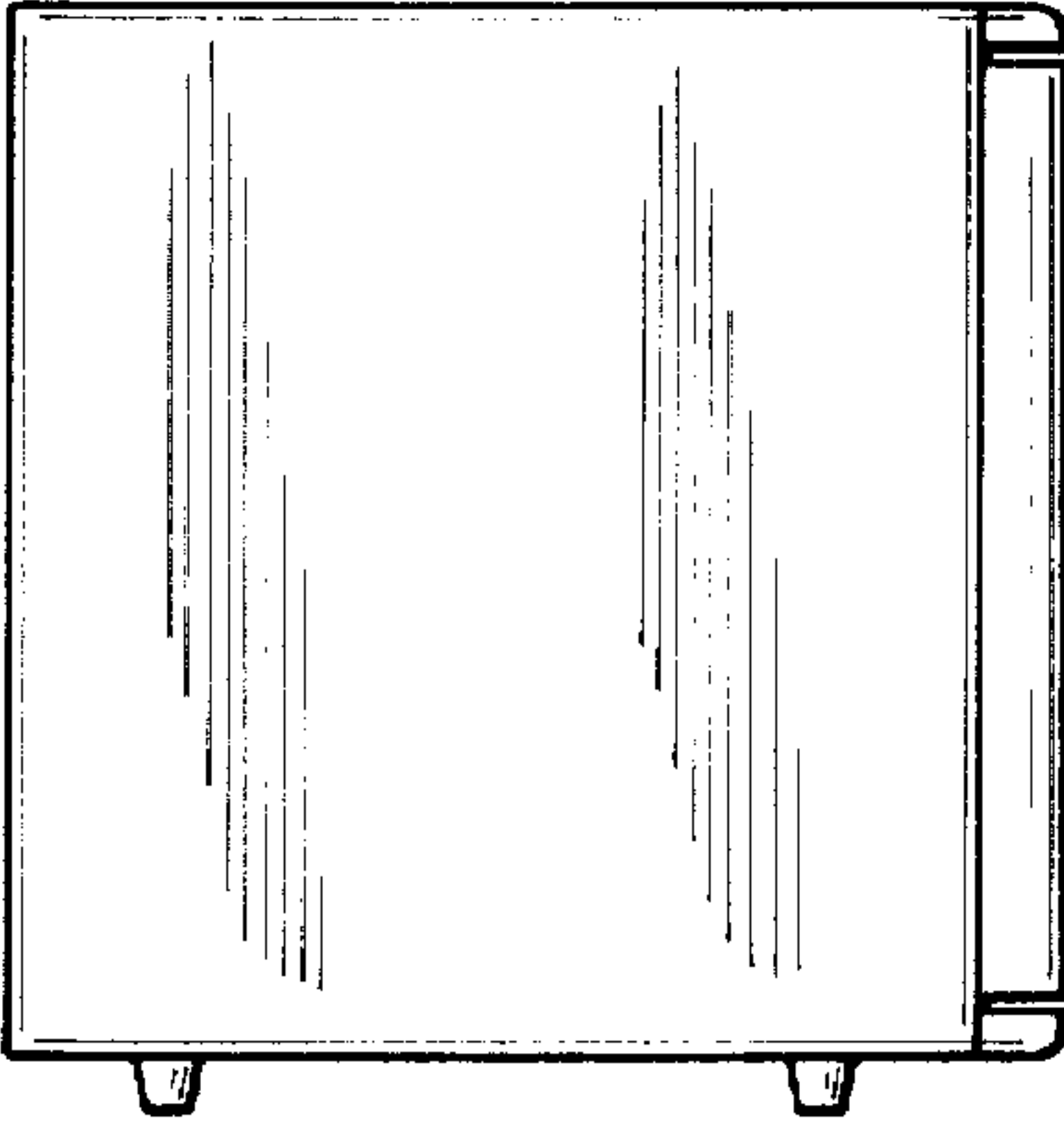
**FIG\_4**



**FIG\_5**



**FIG\_6**



**FIG\_7**