

[54] DATA COLLECTION TERMINAL FOR
AUTHORIZATION CONTROL SYSTEM OR
THE LIKE

[76] Inventor: Charles R. Fisher, 34781 Glen Dr.,
Eastlake, Ohio 44094

[**] Term: 14 Years

[21] Appl. No.: 142,056

[22] Filed: Apr. 21, 1980

[51] Int. Cl. D14—02

[52] U.S. Cl. D14/107

[58] Field of Search D14/100-111,
D14/113, 114, 115; 235/382, 380, 358

[56] References Cited

U.S. PATENT DOCUMENTS

D. 230,601 3/1974 Cross et al. D14/107
3,919,528 11/1975 Cooper et al. 235/380

OTHER PUBLICATIONS

Mini Micro Systems, 3-1978, p. 63, Coastal Data Ser-
vices Data Collection Terminal.

Primary Examiner—Susan J. Lucas


Attorney, Agent, or Firm—Watts, Hoffmann, Fisher &
Heinke Co.

[57] CLAIM

The ornamental design for a data collection terminal for
authorization control system or the like, as shown and
described.

DESCRIPTION

FIG. 1 is a front perspective view of a data collection
terminal for authorization control system or the like
showing my new design,
FIG. 2 is a top plan view thereof on an enlarged scale,
the bottom being a mere image,
FIG. 3 is a rear elevational view thereof on an enlarged
scale,
FIG. 4 is a side elevational view thereof on an enlarged
scale, the opposite side being a mere image,
FIG. 5 is a front perspective view of a second embodi-
ment of my new design,
FIGS. 6, 7 and 8 are respectively top, rear and side
views thereof on an enlarged scale,
FIG. 9 is a front perspective view of a third embodi-
ment of my new design,
FIGS. 10, 11 and 12 are respectively top, rear and side
views thereof.






FIG. 1

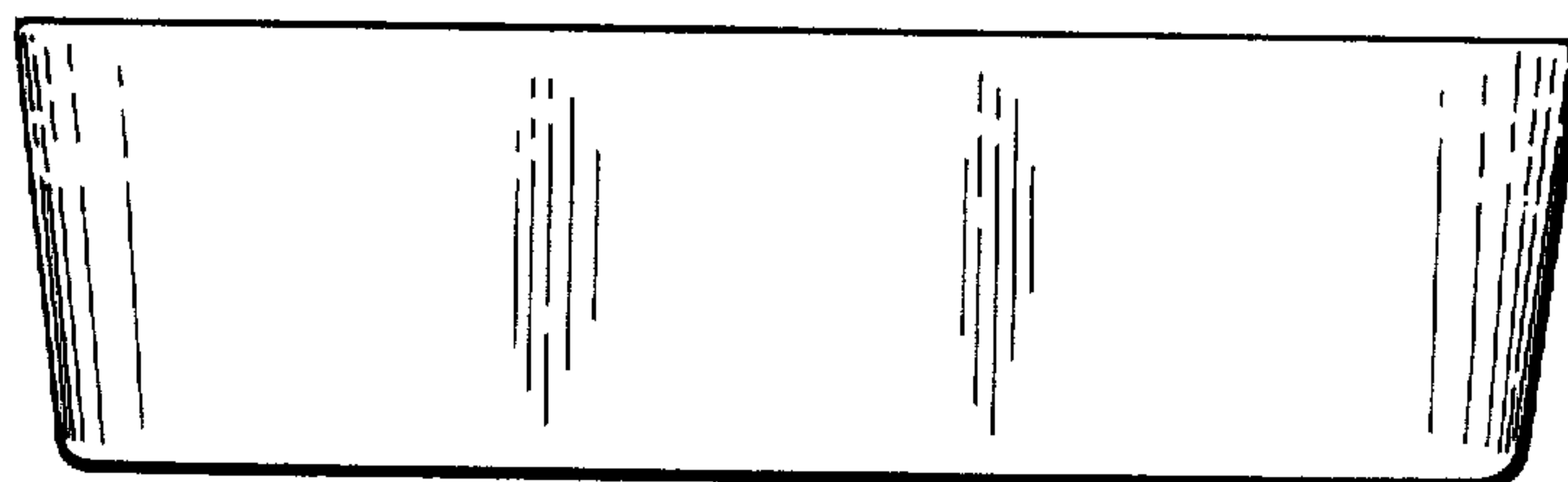


FIG. 2




FIG. 3




FIG. 4




FIG. 5

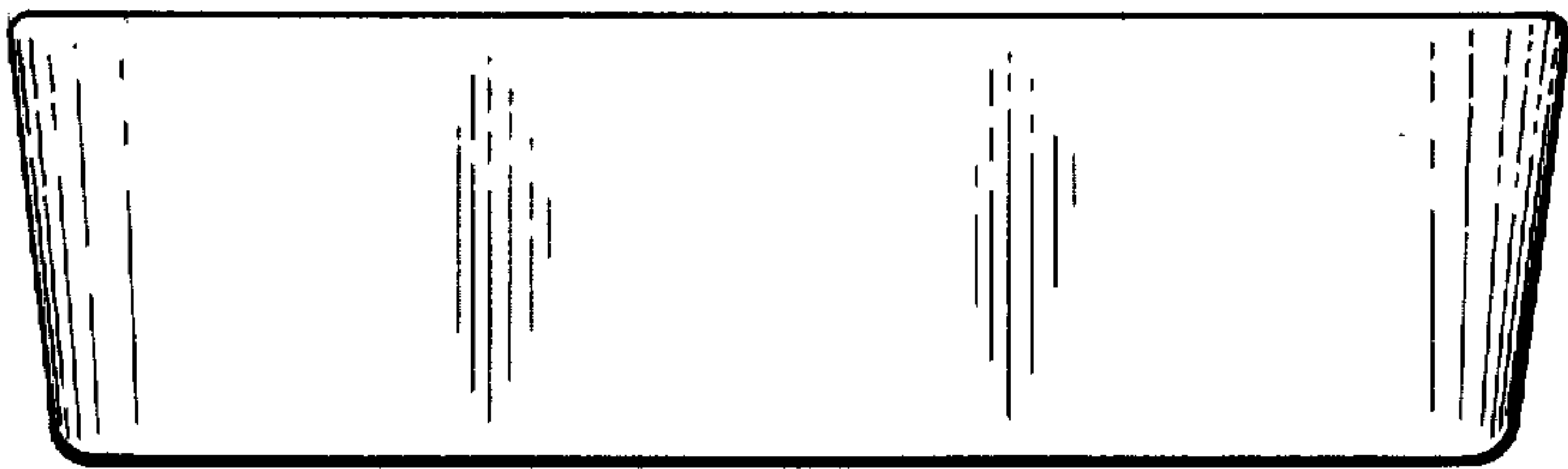


FIG. 6

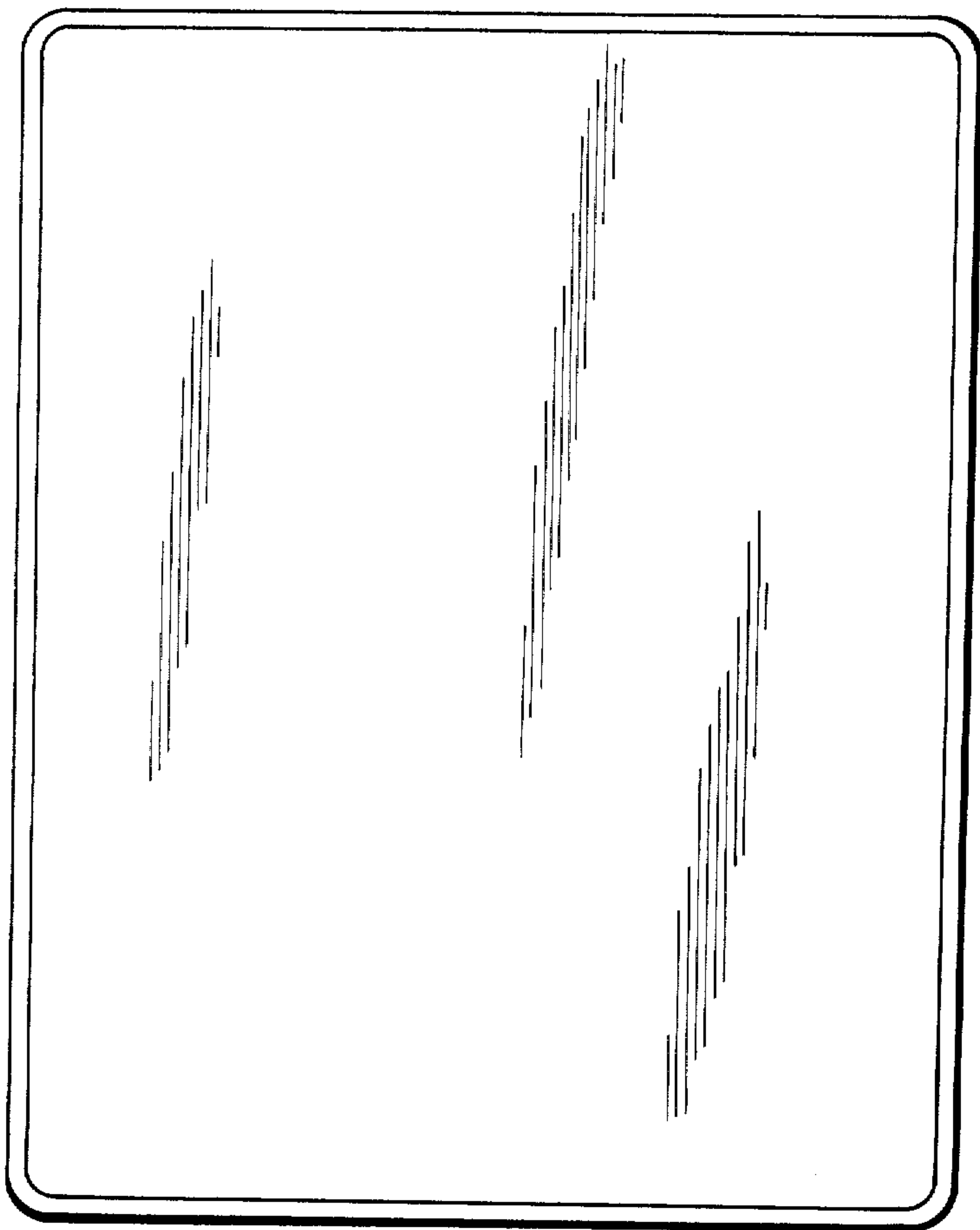


FIG. 7




FIG. 8




FIG. 9




FIG. 10




FIG. 11




FIG. 12