

# United States Patent [19]

[11] **Des. 268,020**

**Duvoux**

[45] **\*\* Feb. 22, 1983**

[54] **WINDSHIELD WIPER**  
 [75] Inventor: **Pierre G. Duvoux**, Ballainvilliers, France  
 [73] Assignee: **Equipements Automobiles Marchal**, Issy-les-Moulineux, France

[\*\*] Term: **14 Years**  
 [21] Appl. No.: **177,715**  
 [22] Filed: **Aug. 13, 1980**

[30] **Foreign Application Priority Data**  
 Feb. 19, 1980 [FR] France ..... 800407

[51] Int. Cl. .... **D12-16**  
 [52] U.S. Cl. .... **D12/155**  
 [58] Field of Search ..... **D12/155; 15/250.42**

[56] **References Cited**  
**U.S. PATENT DOCUMENTS**  
 D. 211,570 7/1968 Tomlin ..... D12/155

2,866,219 12/1958 Scinta ..... 15/250.42  
 2,876,482 3/1959 Oishei ..... 15/250.42  
 3,031,709 5/1962 Easterling ..... 15/250.42  
 3,541,629 11/1970 Quinlan et al. .... 15/250.42  
 3,673,631 7/1972 Yamadai et al. .... 15/250.42

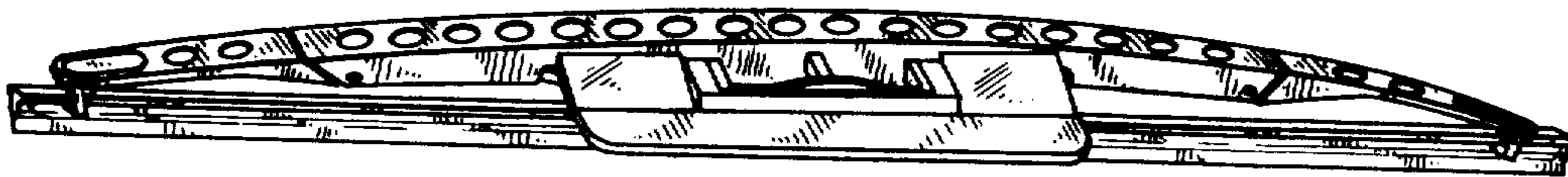
*Primary Examiner*—Catherine E. Kemper  
*Attorney, Agent, or Firm*—Brisebois & Kruger

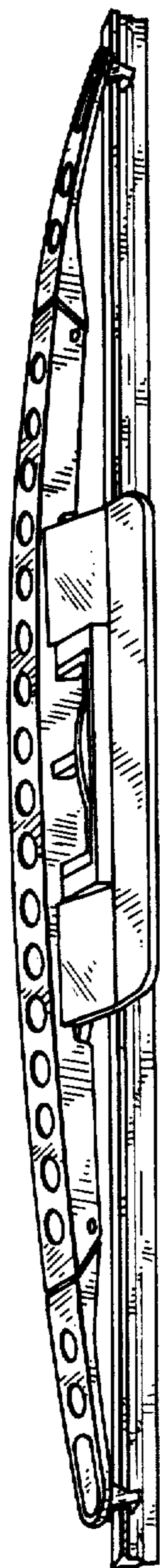
### [57] CLAIM

The ornamental design for a windshield wiper, as shown.

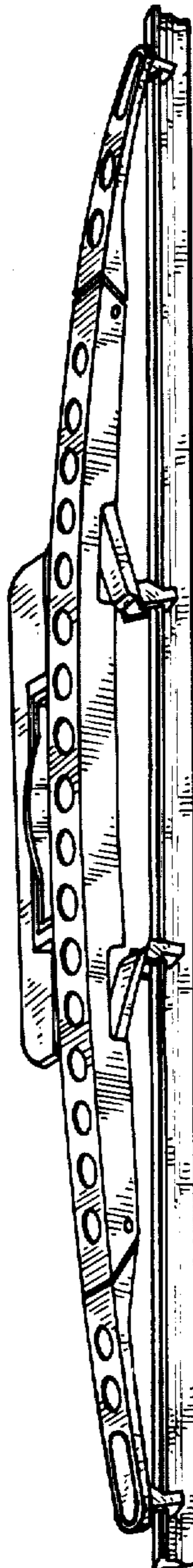
### DESCRIPTION

FIG. 1 is a front perspective view of a windshield wiper showing the new design;  
 FIG. 2 is a rear perspective view thereof;  
 FIG. 3 is a rear view in elevation thereof;  
 FIG. 4 is a top plan view thereof;  
 FIG. 5 is a front view in elevation thereof;  
 FIG. 6 is a bottom plan view thereof;  
 FIG. 7 is a left hand end view thereof; and  
 FIG. 8 is a right hand end view thereof.





*Fig. 1*



*Fig. 2*

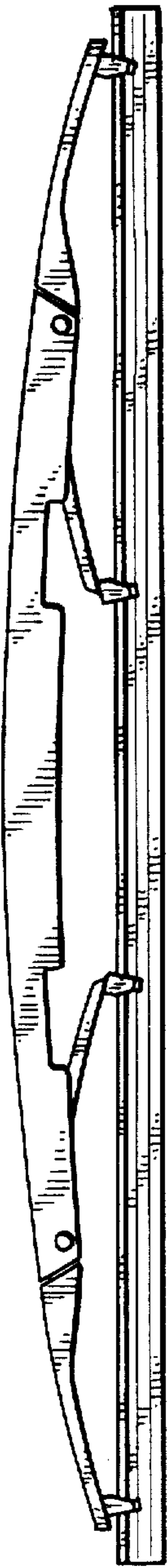


Fig. 3

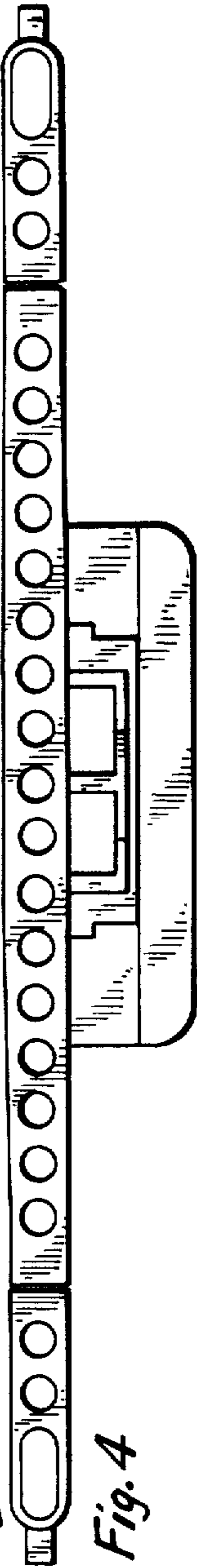


Fig. 4

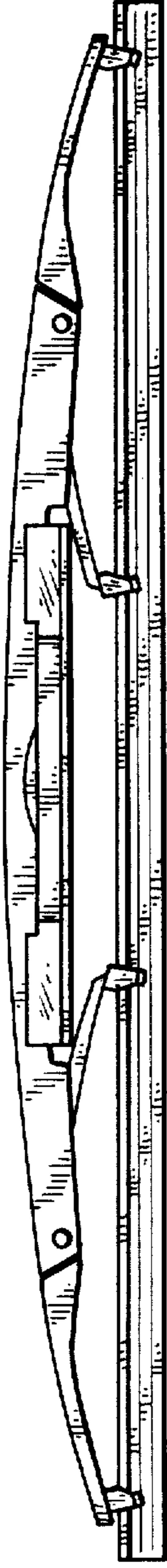


Fig. 5

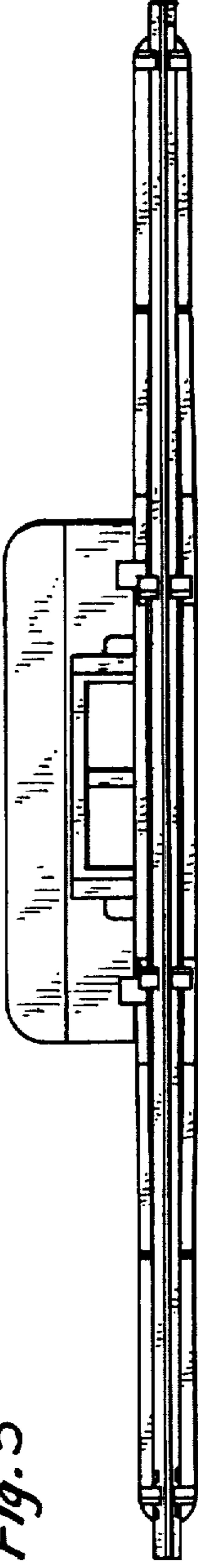


Fig. 6



Fig. 7




Fig. 8