

[54] SHANK PORTION OF A SHOWER CURTAIN HOOK OR THE LIKE

- [75] Inventor: Noel Levine, New York, N.Y.
- [73] Assignee: Associated Products, Inc., New York, N.Y.
- [**] Term: 14 Years
- [21] Appl. No.: 136,509
- [22] Filed: Apr. 2, 1980

Related U.S. Application Data

[63] Continuation-in-part of Ser. No. 119,082, Feb. 21, 1980, which is a continuation of Ser. No. 622,185, Oct. 10, 1975, abandoned.

- [51] Int. Cl. D8-08
- [52] U.S. Cl. D8/367
- [58] Field of Search D8/367; 24/230.5 FH, 24/230.5 R; 248/339, 303, 304, 305; 16/87.2, 87.8

References Cited

U.S. PATENT DOCUMENTS

- D. 209,467 12/1967 King D8/367
- D. 212,608 11/1968 Levine D8/367

Primary Examiner—A. Hugo Word
Attorney, Agent, or Firm—Scully, Scott, Murphy & Presser

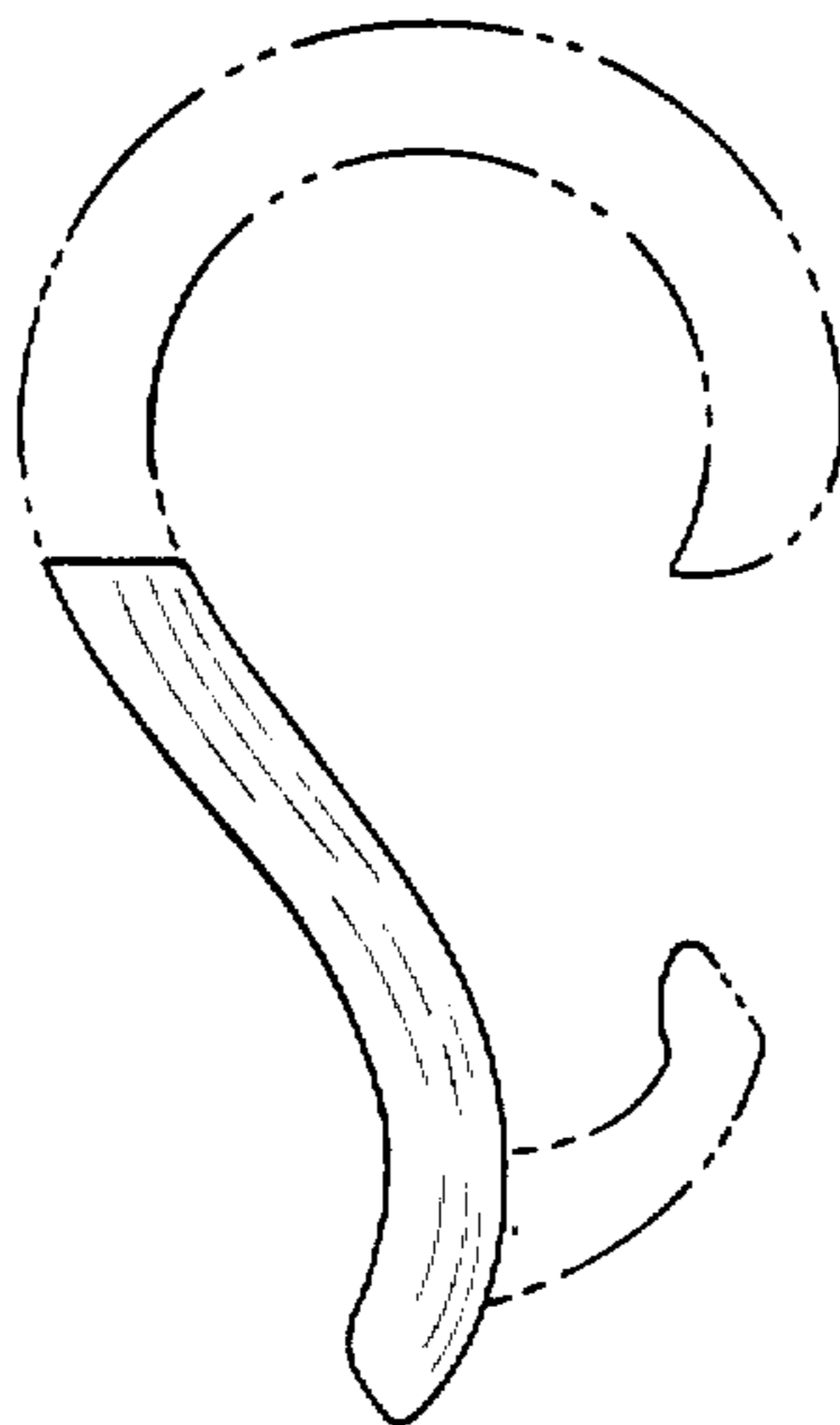
[57] CLAIM

The ornamental design for a shank portion of a shower curtain hook or the like, as shown and described.

DESCRIPTION

FIG. 1 is a top plan view of a shower curtain hook embodying my new design;
 FIG. 2 is a side elevational view thereof, the opposite side constituting a mirror image;
 FIG. 3 is a rear elevational view thereof;
 FIG. 4 is a front elevational view thereof; and
 FIG. 5 is a bottom plan view thereof.

The phantom representation of the upper, open curved portion and lower projecting portion of a shower curtain hook is made in the drawings merely for the purpose of showing the environment in which the shank of this invention is used. The structure shown in broken lines is not part of the design sought to be patented. The shank is represented as the portion of a hook between two points; the lower point being defined as the bottom of a hook and the upper point being defined as a point parallel to the terminal edge of the open, upper curved portion of a hook.






FIG. 1

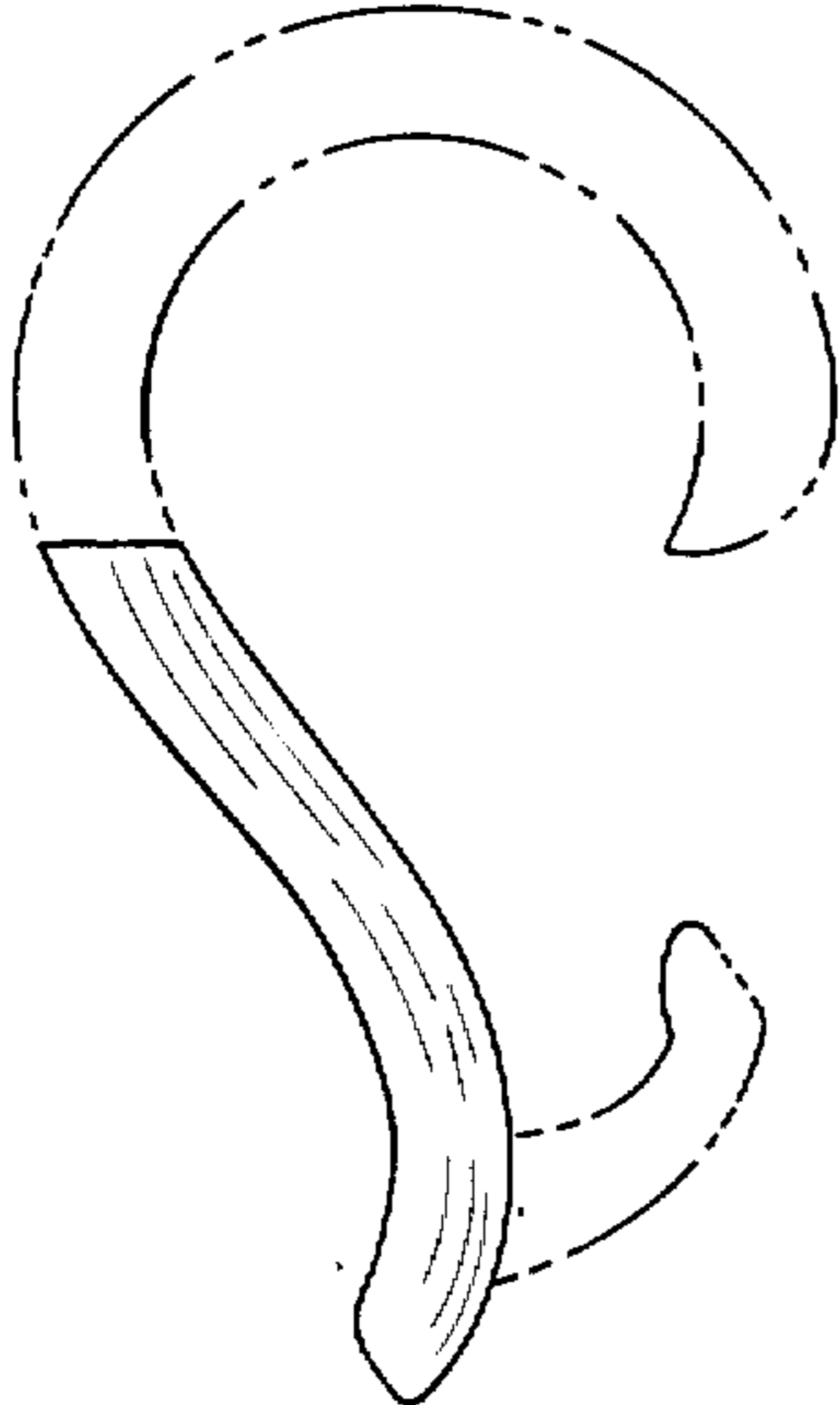


FIG. 2




FIG. 3




FIG. 4

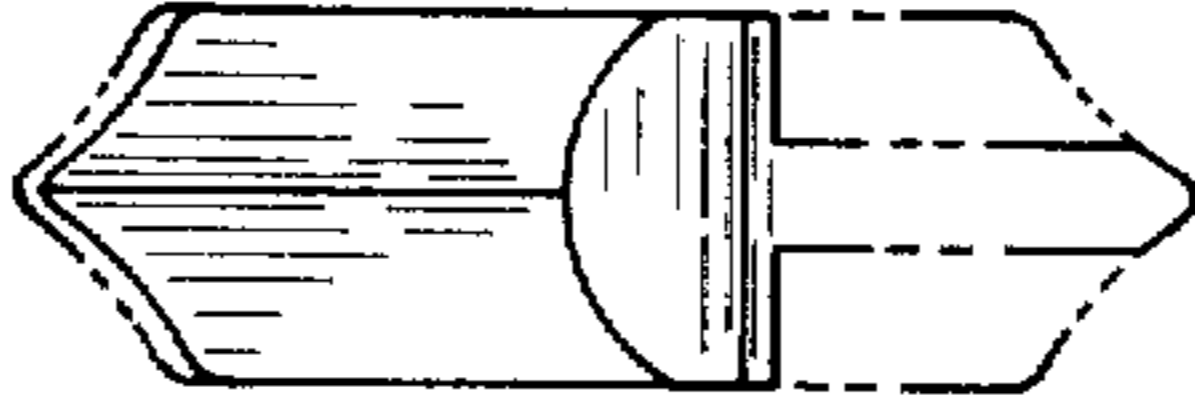


FIG. 5