

[54] STRIPPING TOOL FOR USE ON CONCRETE
FORMS OR THE LIKE

[76] Inventor: Barry E. Balz, 1480 N.W. 203rd St.,
Miami, Fla. 33169

[**] Term: 14 Years

[21] Appl. No.: 186,527

[22] Filed: Sep. 12, 1980

[51] Int. Cl. D8—05

[52] U.S. Cl. D8/14; D8/47

[58] Field of Search D8/89, 14, 47; 36/1,
36/90.4

[56] References Cited

U.S. PATENT DOCUMENTS

D. 137,458 3/1944 Bedell D8/47
D. 176,234 11/1955 Scully D8/14

D. 207,187 3/1967 Williams D8/19
2,691,822 10/1954 Vaughan, Jr. 30/90.4
3,118,226 1/1964 Balz 30/1

Primary Examiner—Alan P. Douglas
Attorney, Agent, or Firm—John Cyril Malloy

[57] CLAIM

The ornamental design for a stripping tool for use on
concrete forms or the like, as shown.

DESCRIPTION

FIG. 1 is a typical side elevational view of my new
design for a stripping tool for use on concrete forms or
the like;

FIG. 2 is a bottom plan view of the tool as seen in FIG.
1;

FIG. 3 is a top plan view of the tool as seen in FIG. 1;

FIG. 4 is a left end view of the tool as seen in FIG. 1;
and

FIG. 5 is a right end view of the tool as seen in FIG. 1.

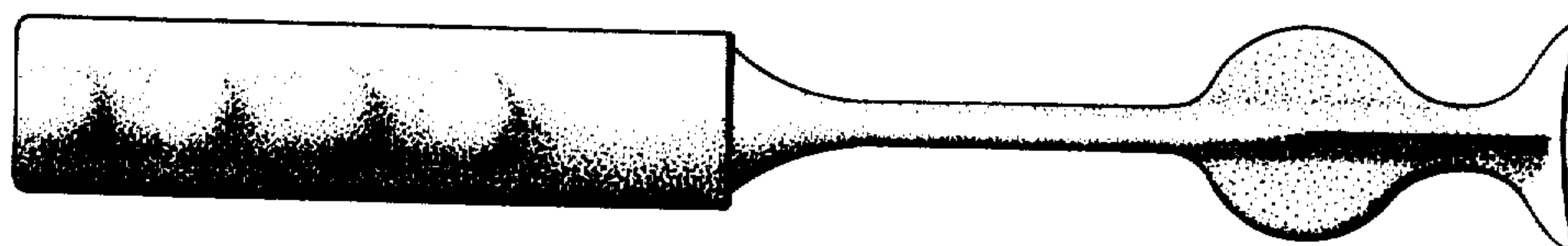
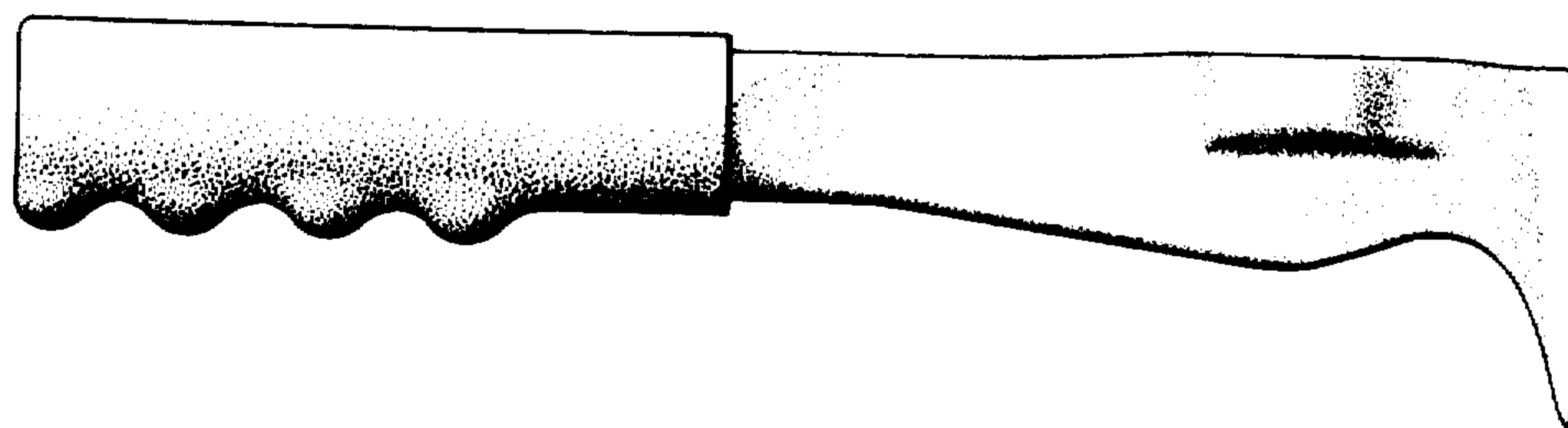




Fig. 1

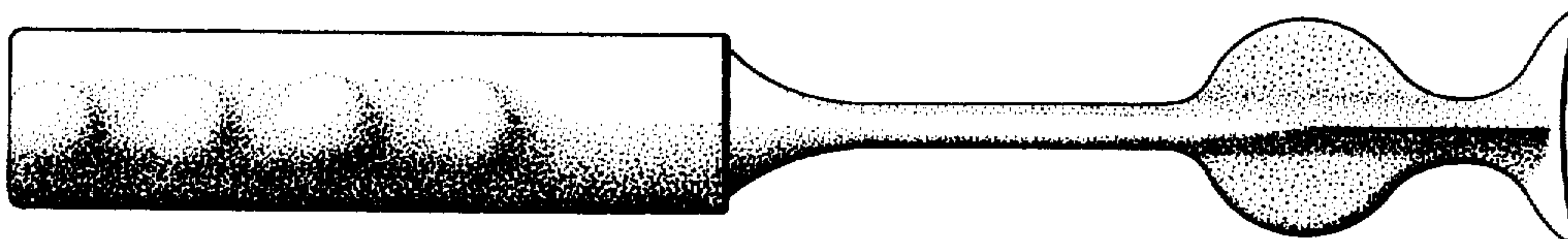


Fig. 2

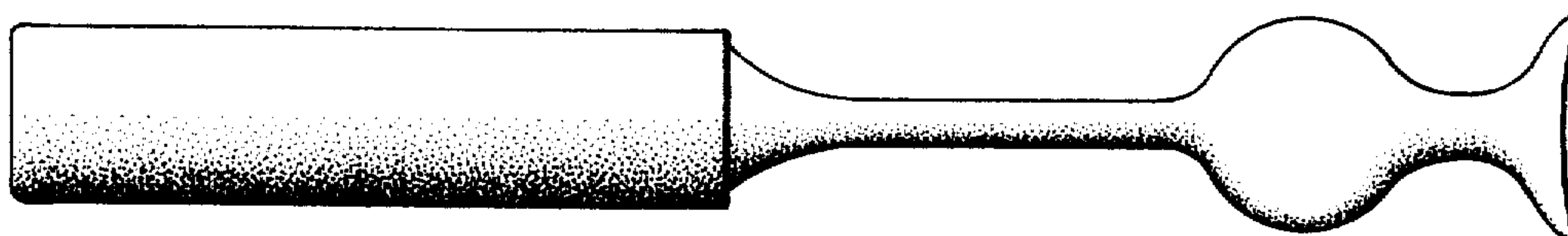


Fig. 3




Fig. 4

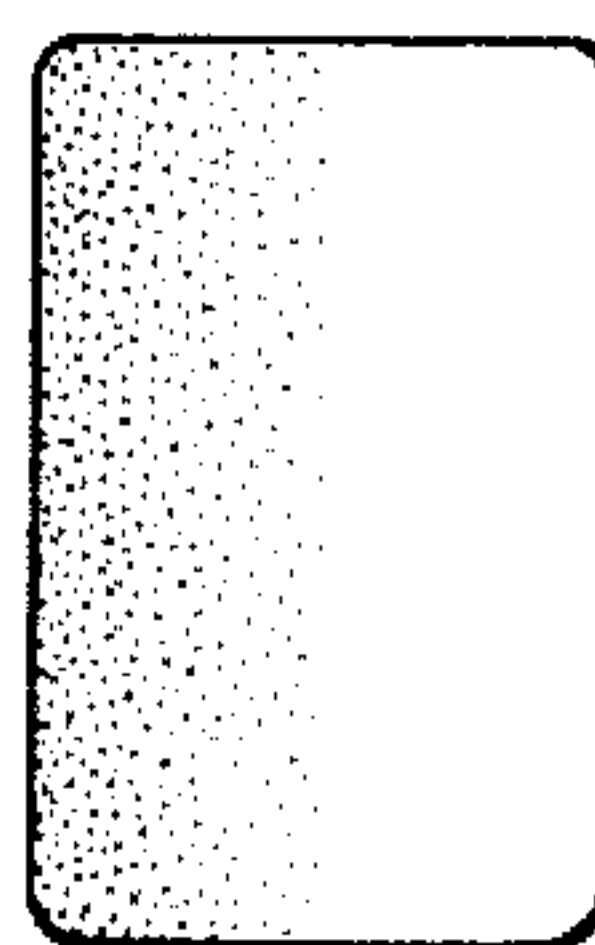


Fig. 5