

[54] **CONTROL PANEL**

[75] Inventors: **Constantine Vintzel**, Brighton;
George H. McDaniel, Northville,
both of Mich.

[73] Assignee: **The Bendix Corporation**, Southfield,
Mich.

[**] Term: **14 Years**

[21] Appl. No.: **239,290**

[22] Filed: **Mar. 2, 1981**

[51] Int. Cl. **D13-03**

[52] U.S. Cl. **D13/35; D13/12**

[58] Field of Search **D13/12, 32, 40, 41,**
D13/35; D15/138; D14/100, 102, 103, 106,
107, 114, 115; 200/5 R, 5 A; 361/331, 332, 334,
346, 380, 381, 384, 390-395, 399; 174/52, 50;
340/365 R

[56] **References Cited**

U.S. PATENT DOCUMENTS

D. 254,433 3/1980 Roch D13/12
4,074,350 2/1978 Roch et al. D13/12 X

OTHER PUBLICATIONS

New Equipment Digest, 3-1979, p. 30, Data Acquisition
Systems Control Console.

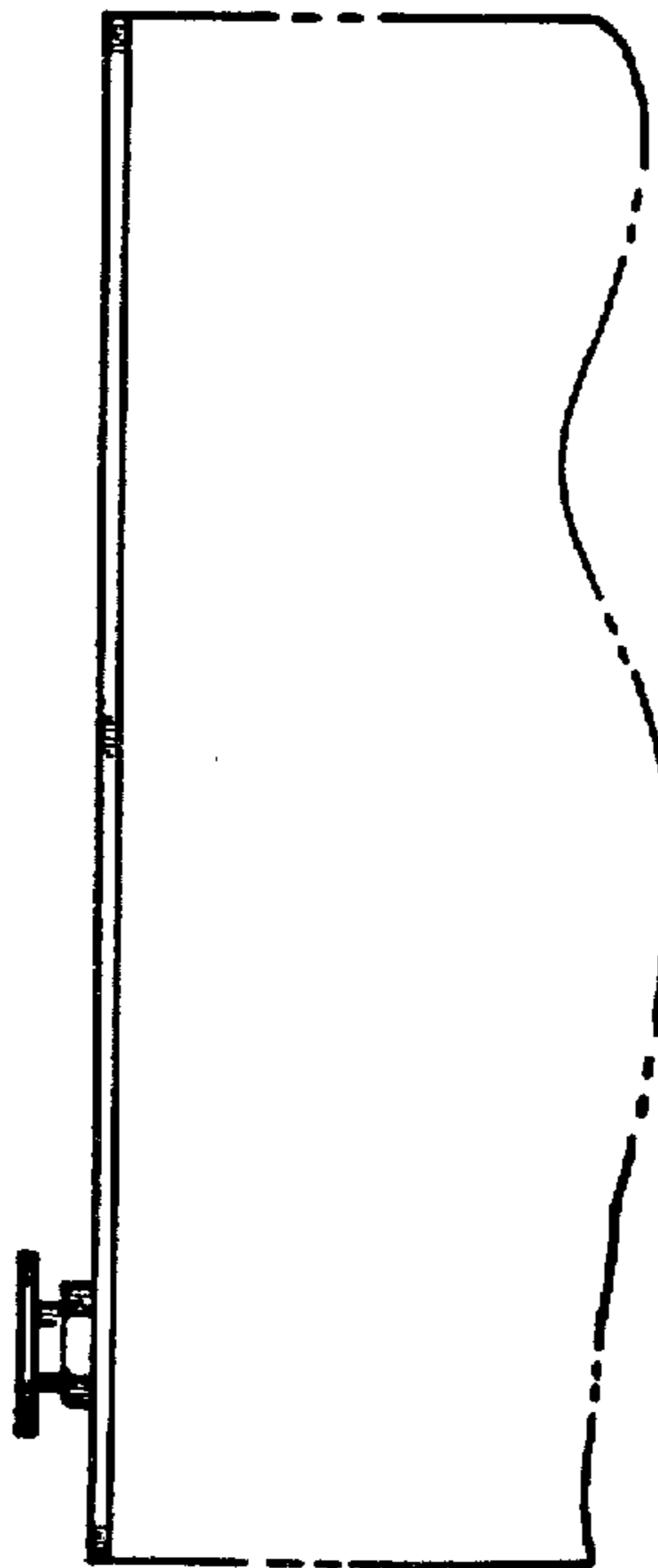
Primary Examiner—Susan J. Lucas
Attorney, Agent, or Firm—Markell Seitzman; Russel C.
Wells

[57] **CLAIM**

The ornamental design for a control panel, substantially
as shown and described.

DESCRIPTION

FIG. 1 is a front elevational view of a control panel
showing our new design;
FIG. 2 is a top plan view thereof;
FIG. 3 is a right side elevational view thereof.
The control panel is substantially planar. The housing is
shown in broken lines for illustrative purposes only.



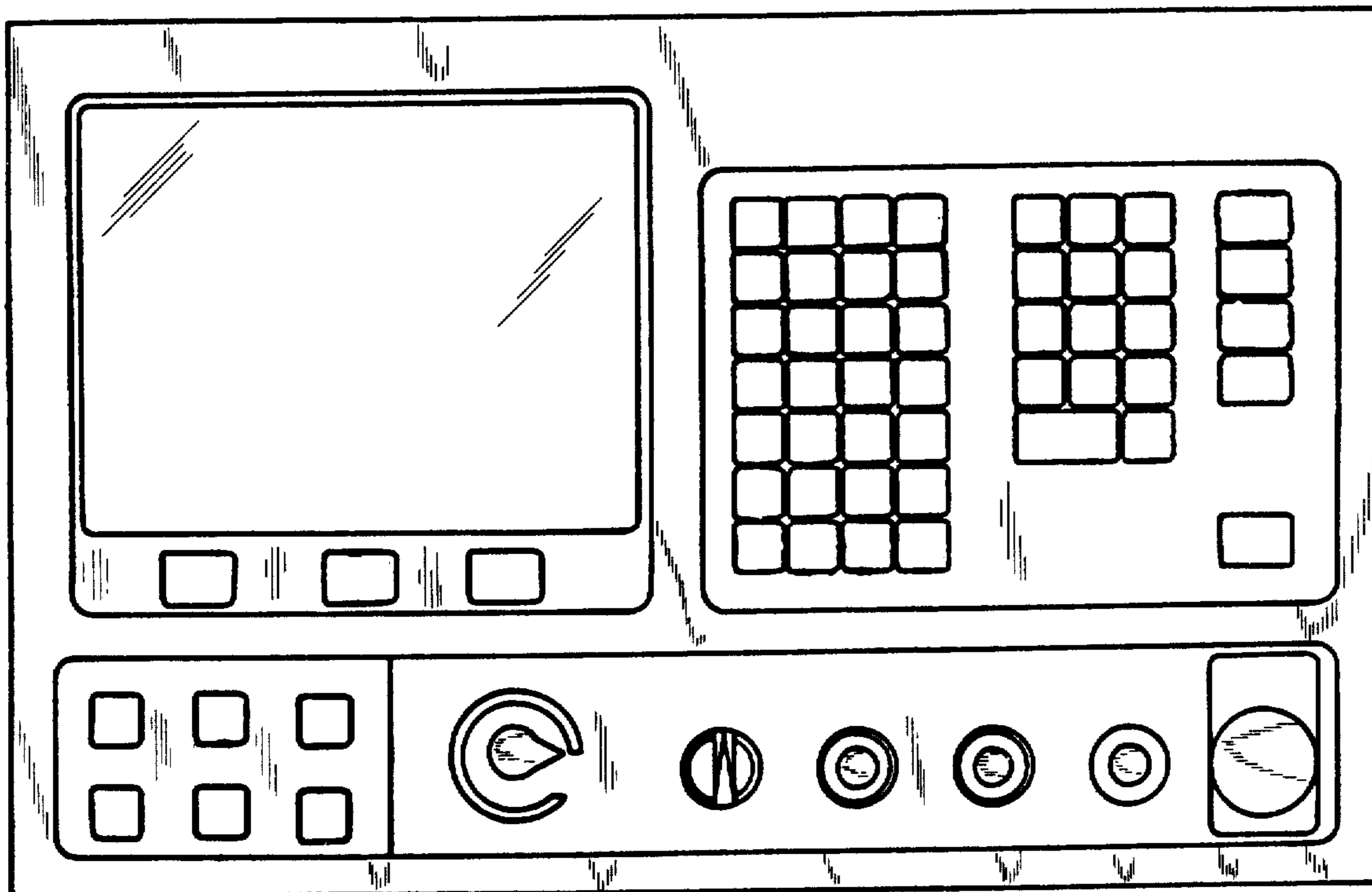


Fig-1

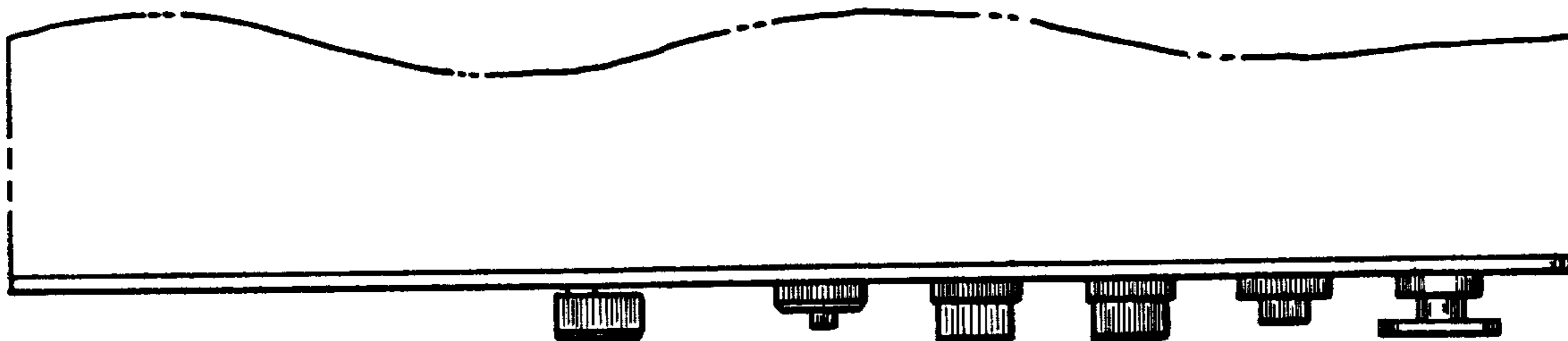


Fig-2

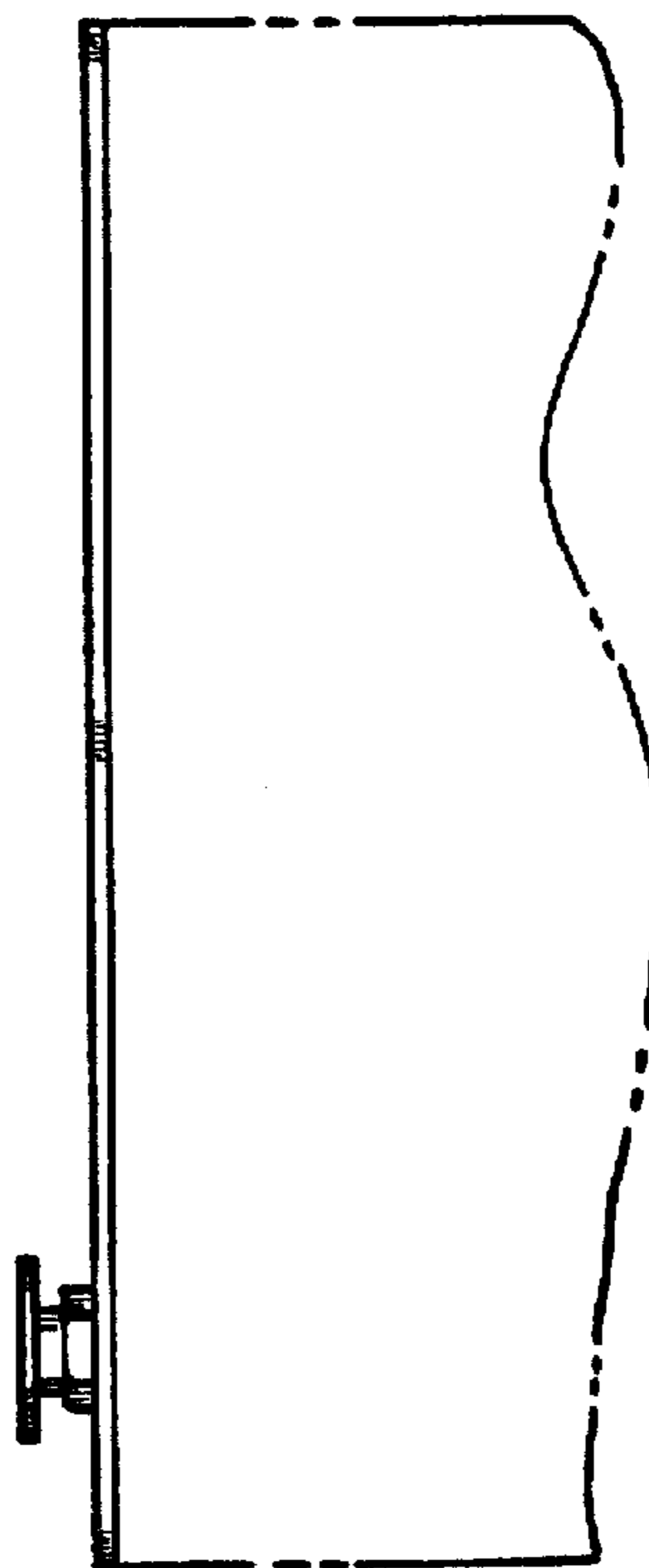


Fig-3