

[54] **ELECTRIFIED VACUUM HOSE FOR A WET/DRY VACCUM CLEANER**

[75] Inventors: **Carl Parise; Rainer R. Schulz**, both of Reno, Nev.

[73] Assignee: **Parise & Sons, Inc.**, Sparks, Nev.

[**] Term: **14 Years**

[21] Appl. No.: **195,270**

[22] Filed: **Oct. 8, 1980**

[51] Int. Cl. **D15-05**

[52] U.S. Cl. **D32/31**

[58] Field of Search **D32/1-15, D32/25-34; 15/377, 339; 174/47**

[56] **References Cited**

U.S. PATENT DOCUMENTS

D. 217,285	4/1970	Anderson	D32/31
3,163,707	12/1964	Darling	174/47
3,314,039	4/1967	Opper	174/47 X

3,636,285	1/1972	Wickham et al.	15/377 X
3,928,715	12/1975	Holden	174/47
4,094,535	6/1978	Minton	174/47 X
4,162,370	7/1979	Dunn et al.	174/47
4,277,640	7/1981	Kutnyak et al.	174/47
4,283,594	8/1981	Somers	174/47
4,316,304	2/1982	Praize et al.	15/339

Primary Examiner—James R. Largen
Attorney, Agent, or Firm—Sughrue, Mion, Zinn, Macpeak & Seas

[57] **CLAIM**

The ornamental design for an electrified vacuum hose for a wet/dry vacuum cleaner, as shown and described.

DESCRIPTION

FIG. 1 is a right side elevational view of an electrified vacuum hose for a wet/dry vacuum cleaner showing our new design;

FIG. 2 is a bottom plan view thereof;

FIG. 3 is a top plan view thereof;

FIG. 4 is a front elevational view thereof; and

FIG. 5 is a rear elevational view thereof.

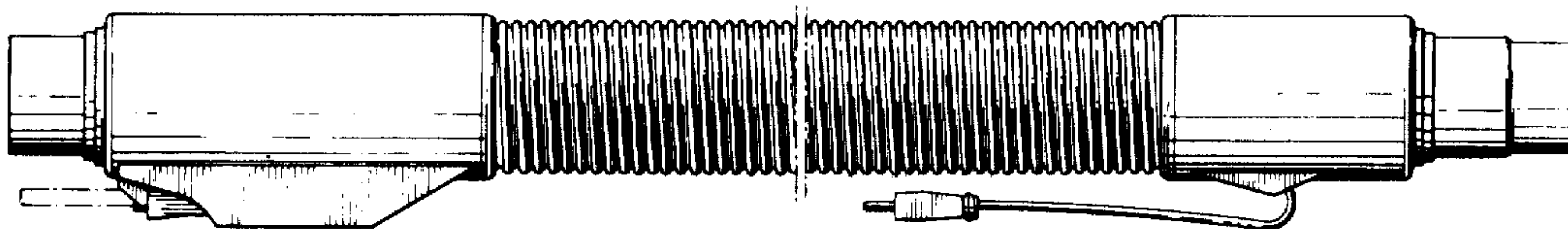


FIG. 1




FIG. 2




FIG. 3




FIG. 4

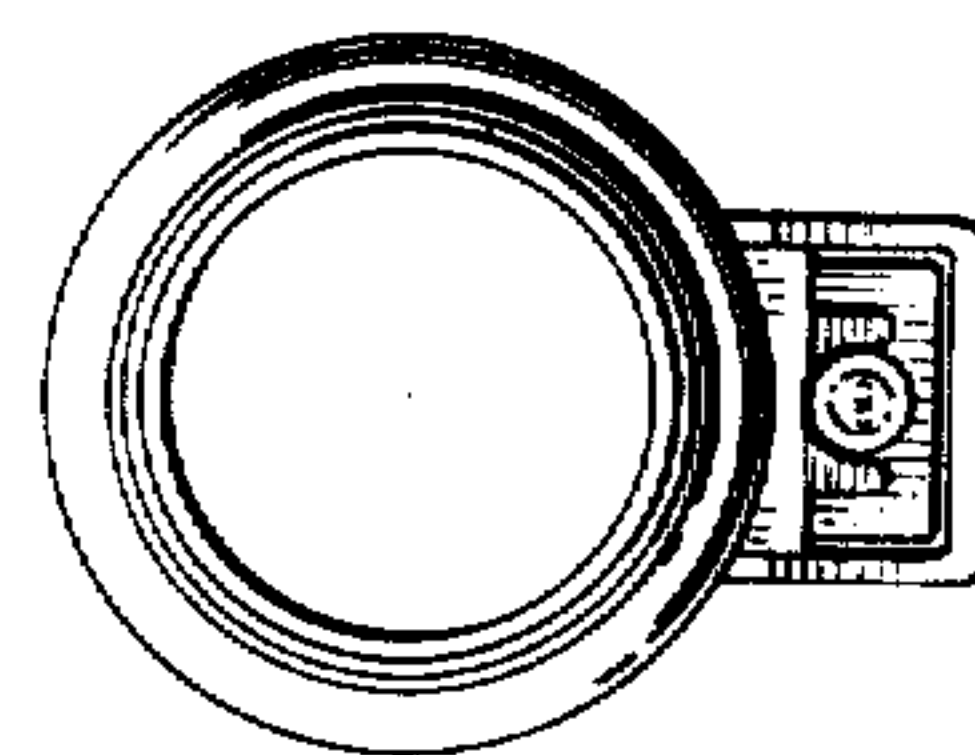


FIG. 5

