

[54] BEVERAGE DISPENSING CONTAINER

3,865,276 2/1975 Thompson ..... D15/119

[76] Inventor: Jack R. Smith, Rte. #1, Box 172, Mineral Point, Mo. 63660

Primary Examiner—Robert C. Spangler  
Attorney, Agent, or Firm—McWilliams, Mann & Zummer

[\*\*] Term: 14 Years

[57] CLAIM

[21] Appl. No.: 145,676

The ornamental design for a beverage dispensing container, substantially as shown.

[22] Filed: May 1, 1980

DESCRIPTION

[51] Int. Cl. .... D9-01

[52] U.S. Cl. .... D9/337; D9/370; D9/435

[58] Field of Search ..... D15/118-121; 215/1 R, 100 R, 100.5, 1 C, 128; 23/13, 2; D9/337, 349, 352, 355, 370, 388, 390, 399, 435, 443

FIG. 1 is a frontal elevational view of a beverage dispensing container, showing my new design; FIG. 2 is a side elevational view thereof; FIG. 3 is a bottom view thereof; FIG. 4 is a top view thereof; FIG. 5 is a rear perspective view of the beverage dispensing container, with the container end closure displaced therefrom. FIG. 6 is a side elevational view similar to that of FIG. 1 showing the container end disclosure displaced therefrom; and FIG. 7 is a sectional view through the container end closure.

[56] References Cited

U.S. PATENT DOCUMENTS

- D. 192,604 4/1962 Evans ..... D9/370
- D. 203,007 11/1965 Adell ..... D9/370 X
- 3,220,591 11/1965 Hidding ..... D9/370 X
- 3,402,844 9/1968 Chin ..... D9/455 X

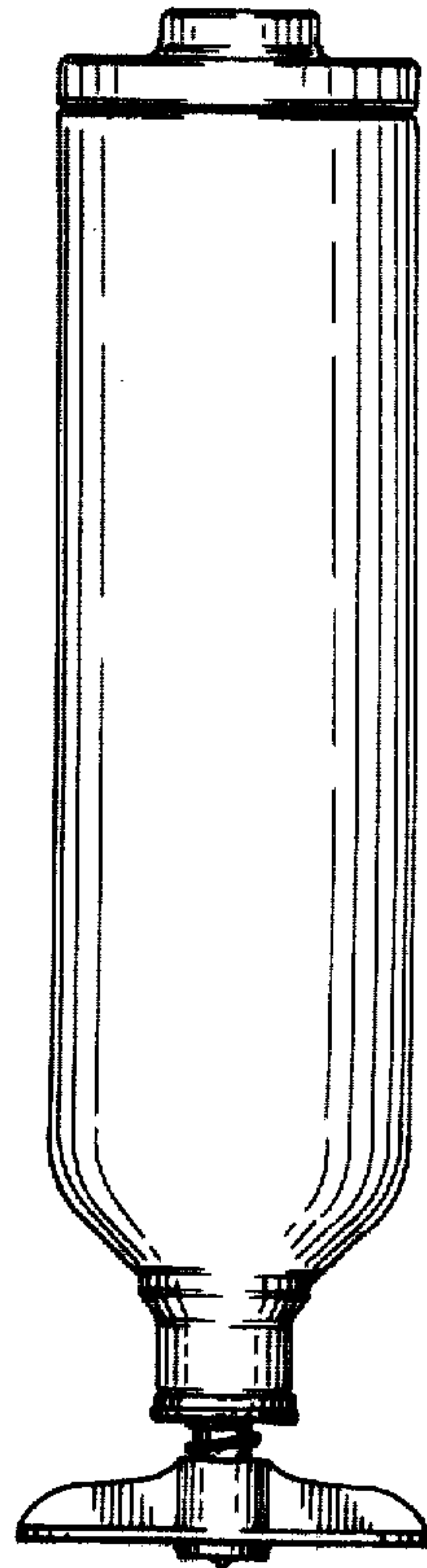


FIG-1-

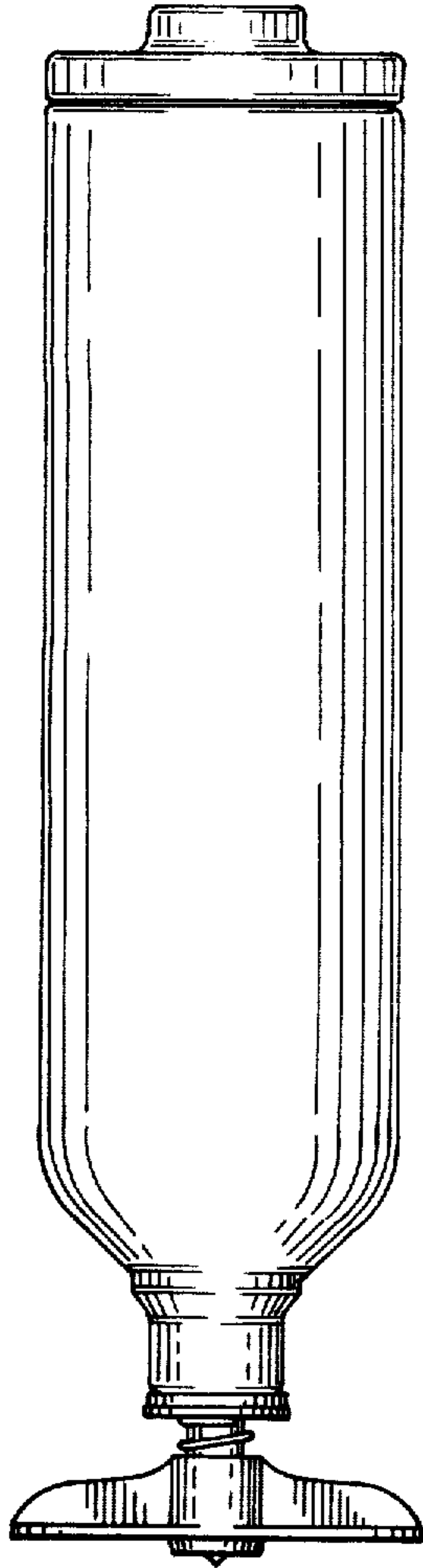


FIG-2-




FIG-5-




FIG-3-

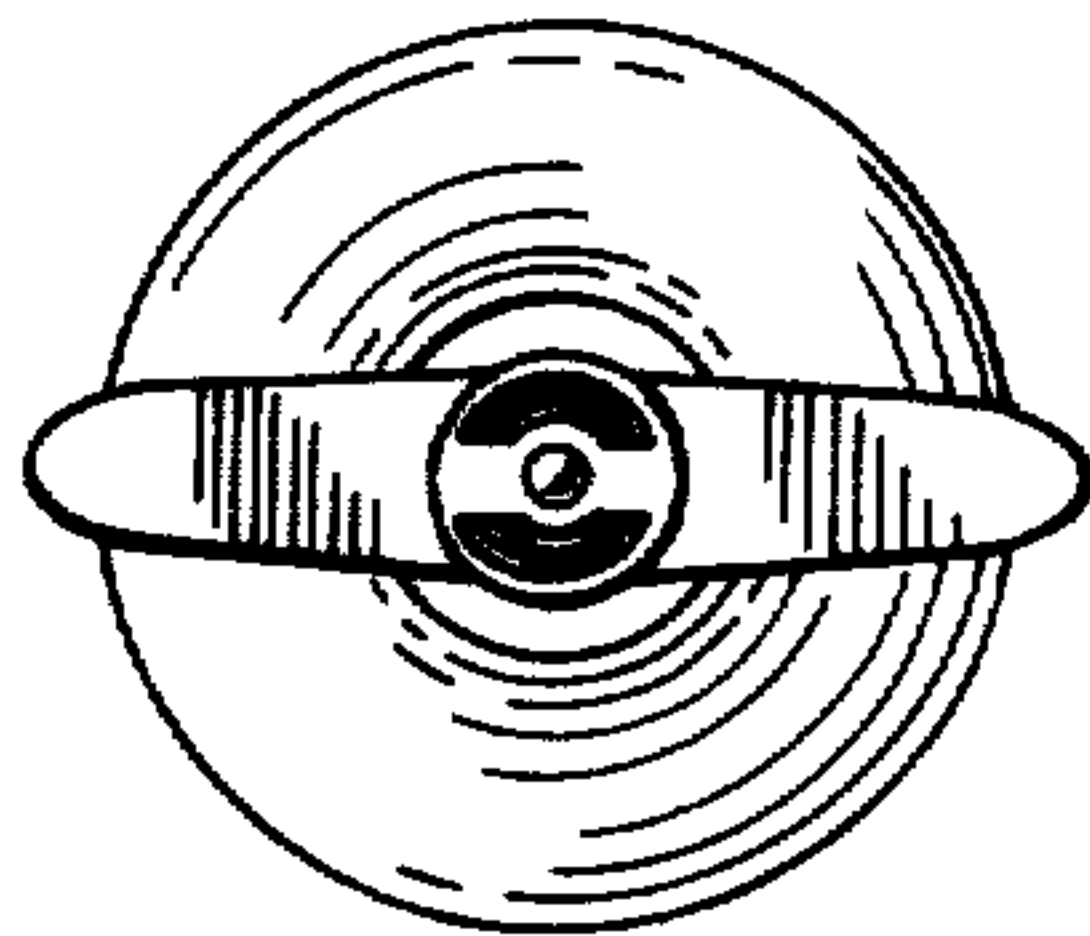


FIG-4-

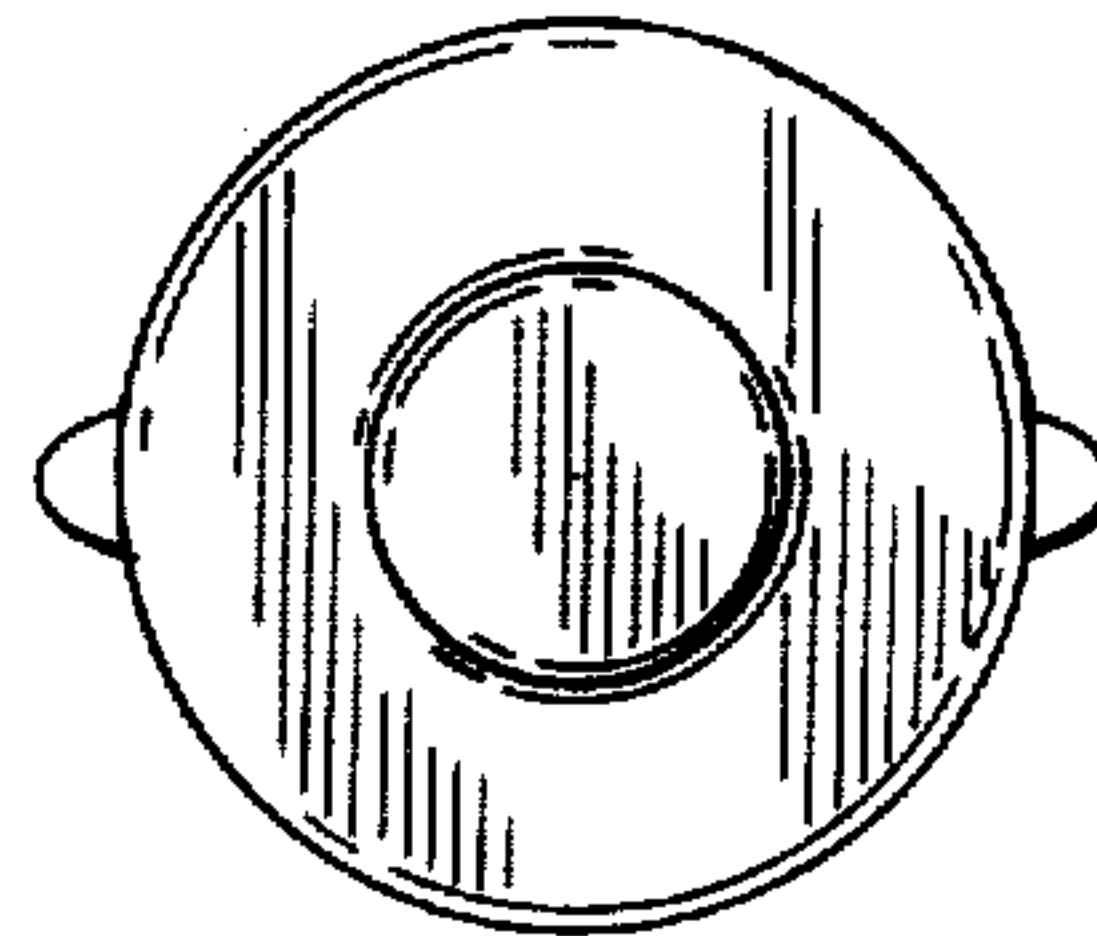


FIG. 6

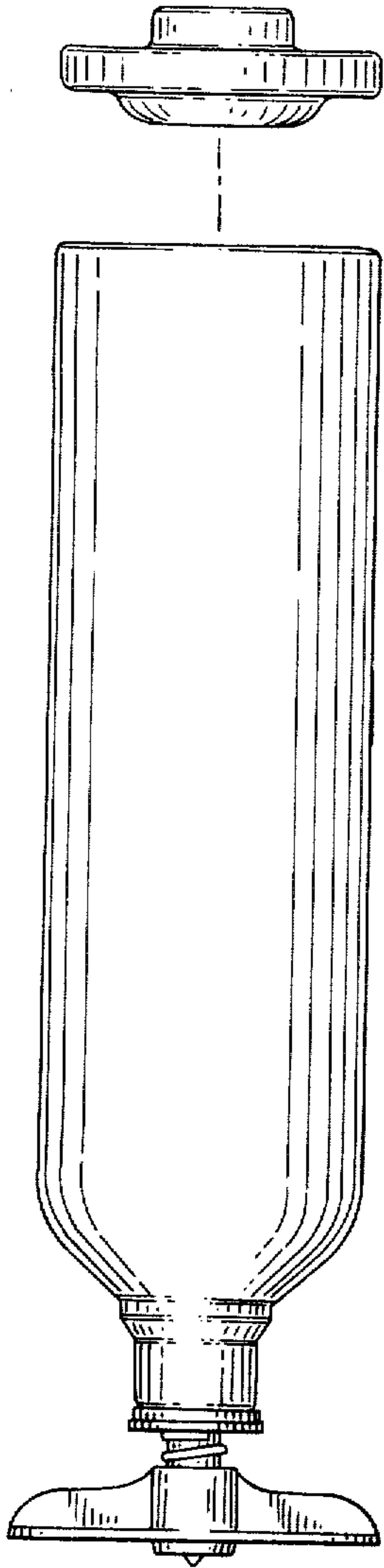


FIG. 7

