

[54] COMBINED SERVING TRAY AND  
CONDIMENT DISHES

[76] Inventor: Jeanette M. Dowling, 11521 Torrey  
Rd., Fenton, Mich. 48430

[\*\*] Term: 14 Years

[21] Appl. No.: 117,431

[22] Filed: Feb. 1, 1980

[51] Int. Cl. .... D07-06; D07-99

[52] U.S. Cl. .... D7/3; D7/21;  
D7/38; D7/52

[58] Field of Search ..... D7/21, 37, 38, 70, 71,  
D7/3, 52, 58; 229/2.5; D9/347, 341; D99/49,  
50, 44; 206/557, 558, 561, 562, 564; 220/23.83

[56] References Cited

U.S. PATENT DOCUMENTS

D. 97,543 11/1935 Ackerman ..... D7/21

D. 98,069 1/1936 Horsley ..... D7/21  
D. 195,984 8/1963 White, Jr. .... D7/21  
D. 208,565 9/1967 Leonardo ..... D7/38  
3,512,458 5/1970 Ehe ..... 229/2.5 X

Primary Examiner—Winifred E. Herrmann  
Attorney, Agent, or Firm—Harry R. Dumont

[57] CLAIM

The ornamental design for a combined serving tray and  
condiment dishes, as shown and described.

DESCRIPTION

FIG. 1 is a top front perspective view of a combined  
serving tray and condiment dishes showing my new  
design;  
FIG. 2 is a top plan view thereof;  
FIG. 3 is a rear elevational view thereof;  
FIG. 4 is a left side elevational view thereof;  
FIG. 5 is a right side elevational view thereof; and  
FIG. 6 is a cross-sectional view thereof taken on line  
6-6 of FIG. 2.

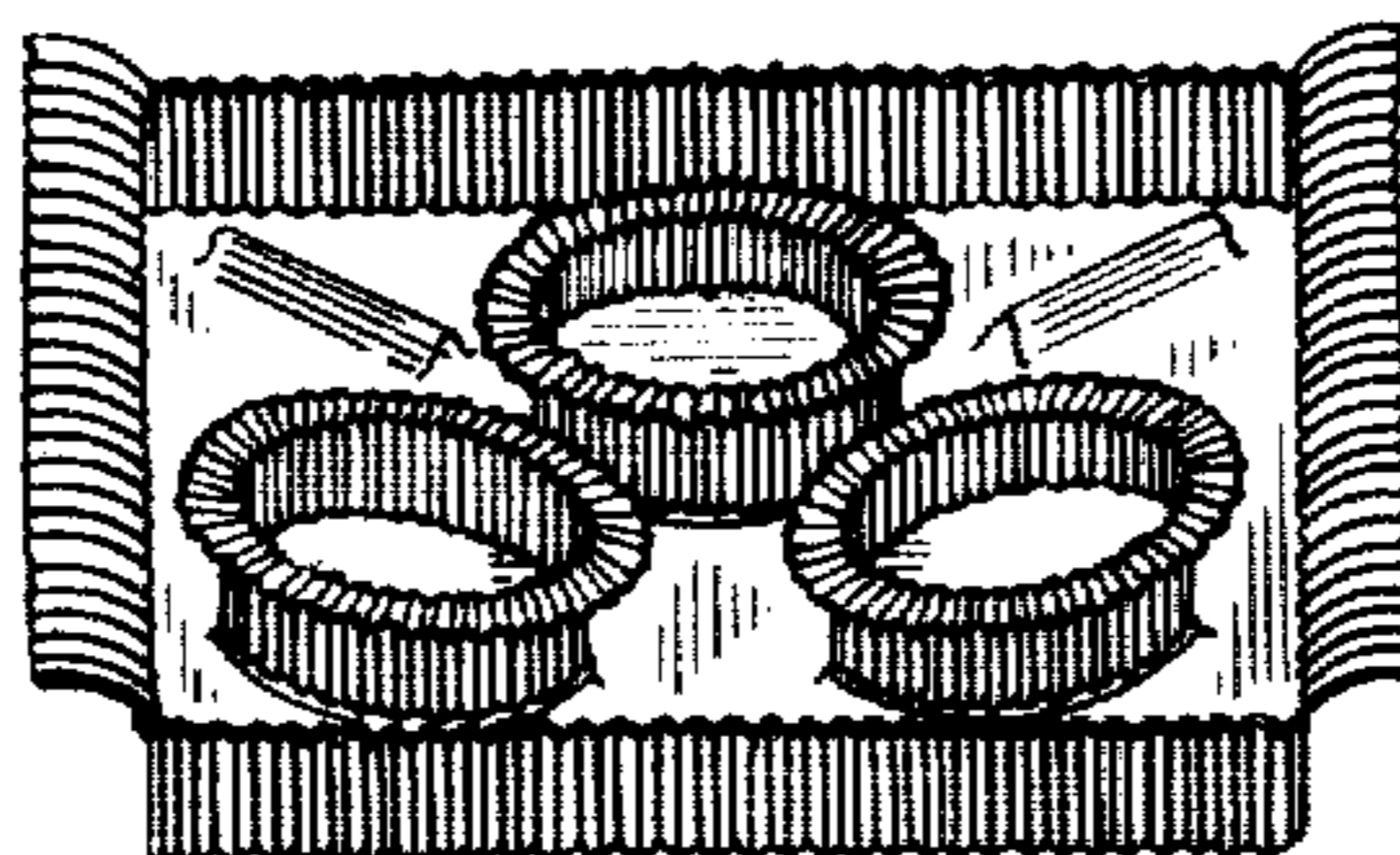


FIG. 1

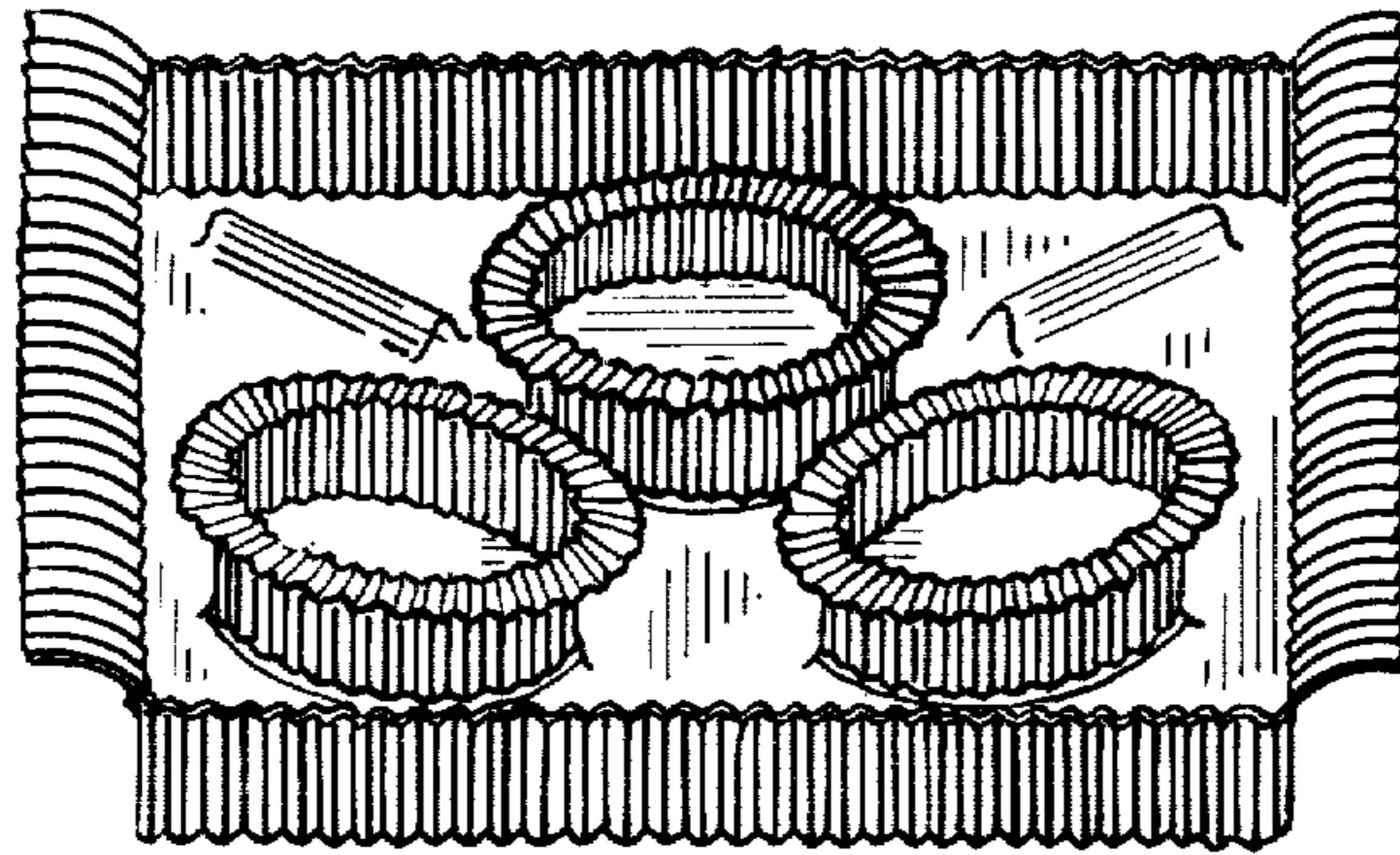


FIG. 2

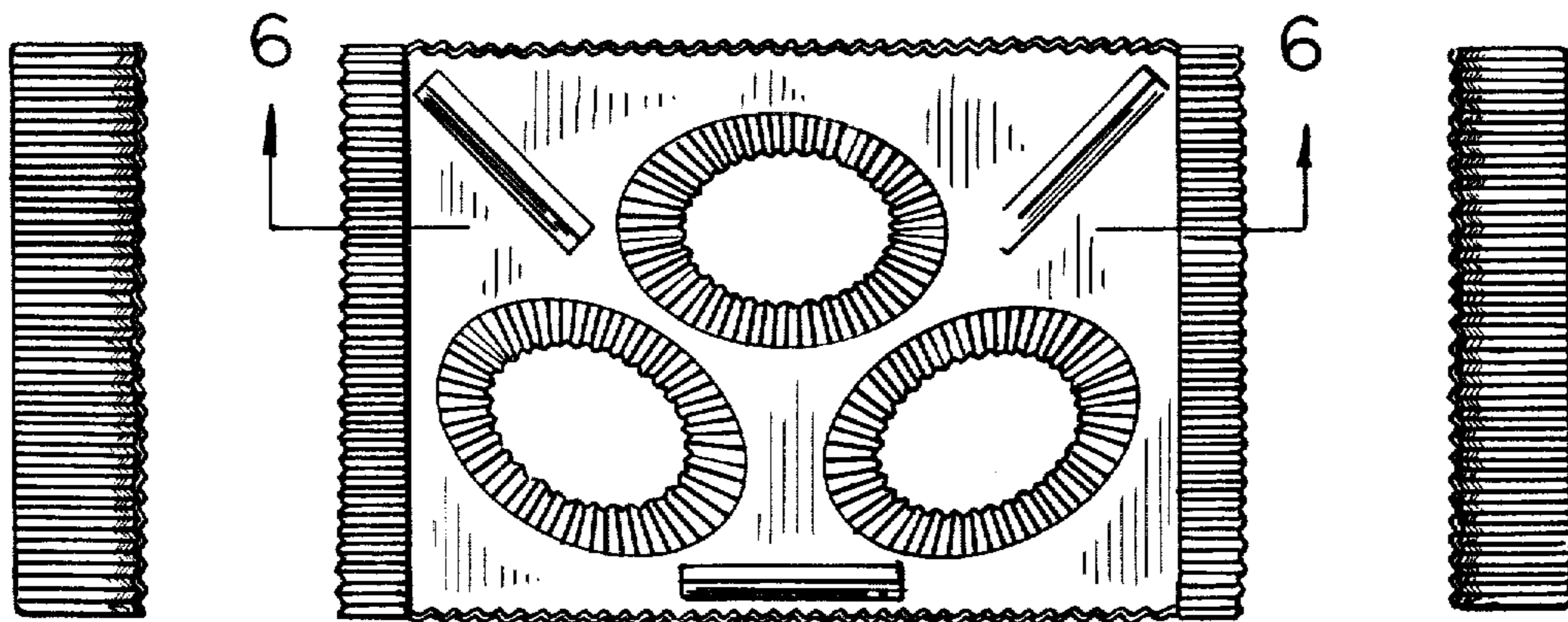


FIG. 4

FIG. 5

FIG. 3



FIG. 6

