

[54] **DUAL SHOWER HEAD**

[75] **Inventor:** **Andreas Haug**, Altensteig, Fed. Rep. of Germany

[73] **Assignee:** **Hans Grohe GmbH & Co. KG**, Fed. Rep. of Germany

[\*\*] **Term:** **14 Years**

[21] **Appl. No.:** **302,586**

[22] **Filed:** **Sep. 15, 1981**

[30] **Foreign Application Priority Data**

Mar. 16, 1981 [DE] Fed. Rep. of Germany ..... 1029 OB

[51] **Int. Cl.** ..... **D23-01**

[52] **U.S. Cl.** ..... **D23/35**

[58] **Field of Search** ..... **D23/34-38;**  
**239/282, 283, 310, 318, 383, 587; 4/596, 601,**  
**619**

[56] **References Cited**

**U.S. PATENT DOCUMENTS**

D. 91,825	3/1934	Isenberg .....	D23/35
D. 101,440	10/1936	Dreyfuss .....	D23/35
D. 263,865	4/1982	Yamin .....	D23/35
D. 263,867	4/1982	Thompson .....	D23/35
3,333,284	8/1967	Symmons .....	D23/35 X
3,471,872	10/1969	Symmons .....	4/601 X
3,533,555	10/1970	Billeter .....	239/587 X
4,274,595	6/1981	Yamin .....	239/383

*Primary Examiner*—James R. Largen  
*Attorney, Agent, or Firm*—Steele, Gould & Fried

[57] **CLAIM**

The ornamental design for a dual shower head, as shown or described.

**DESCRIPTION**

FIG. 1 is a perspective view of a dual shower head showing my new design;  
FIG. 2 is a bottom plan view thereof;  
FIG. 3 is a left side elevational view thereof, the right side being a mirror image of the left side shown;  
FIG. 4 is a top plan view thereof; and  
FIG. 5 is a front elevational view thereof.

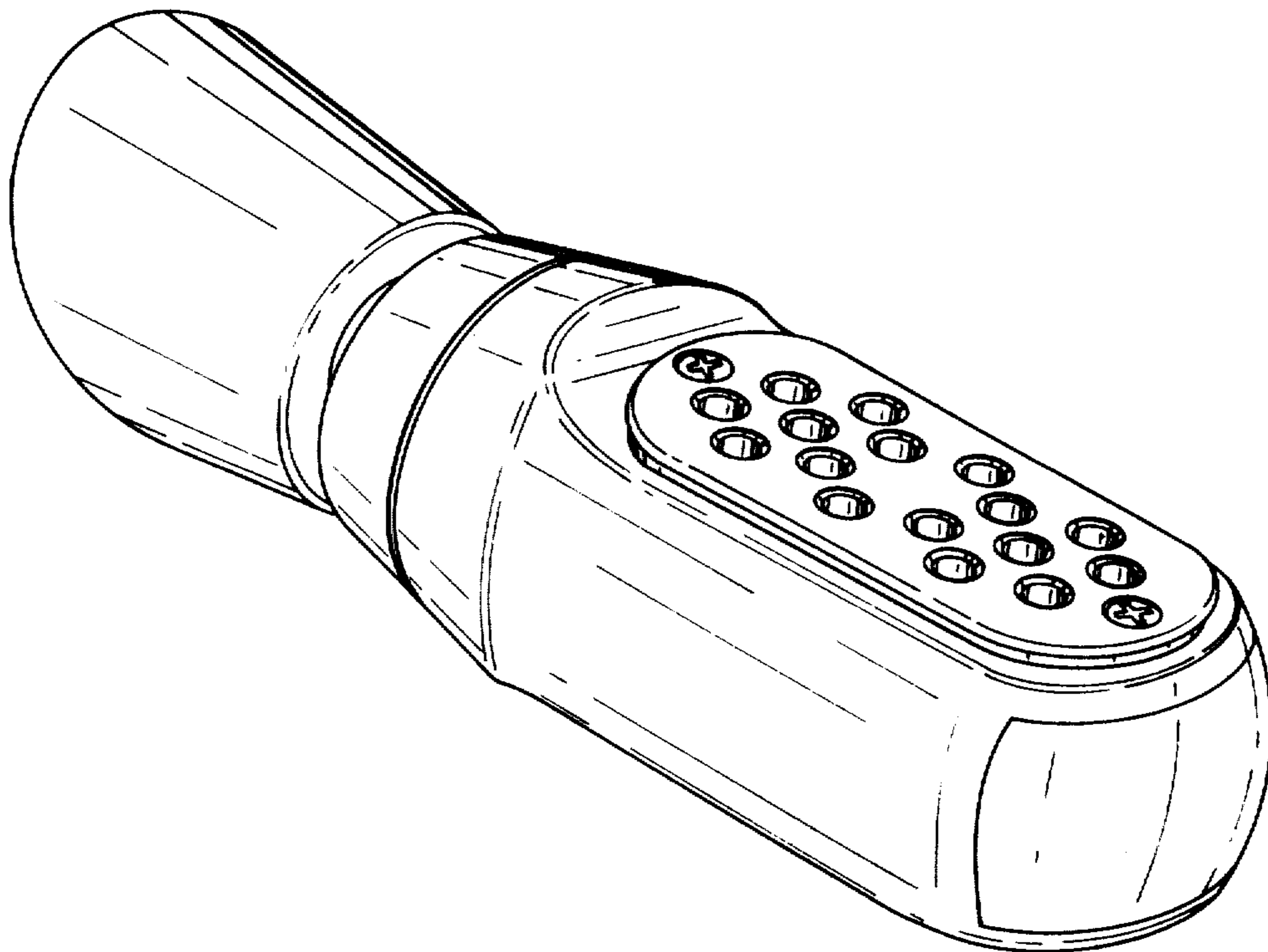
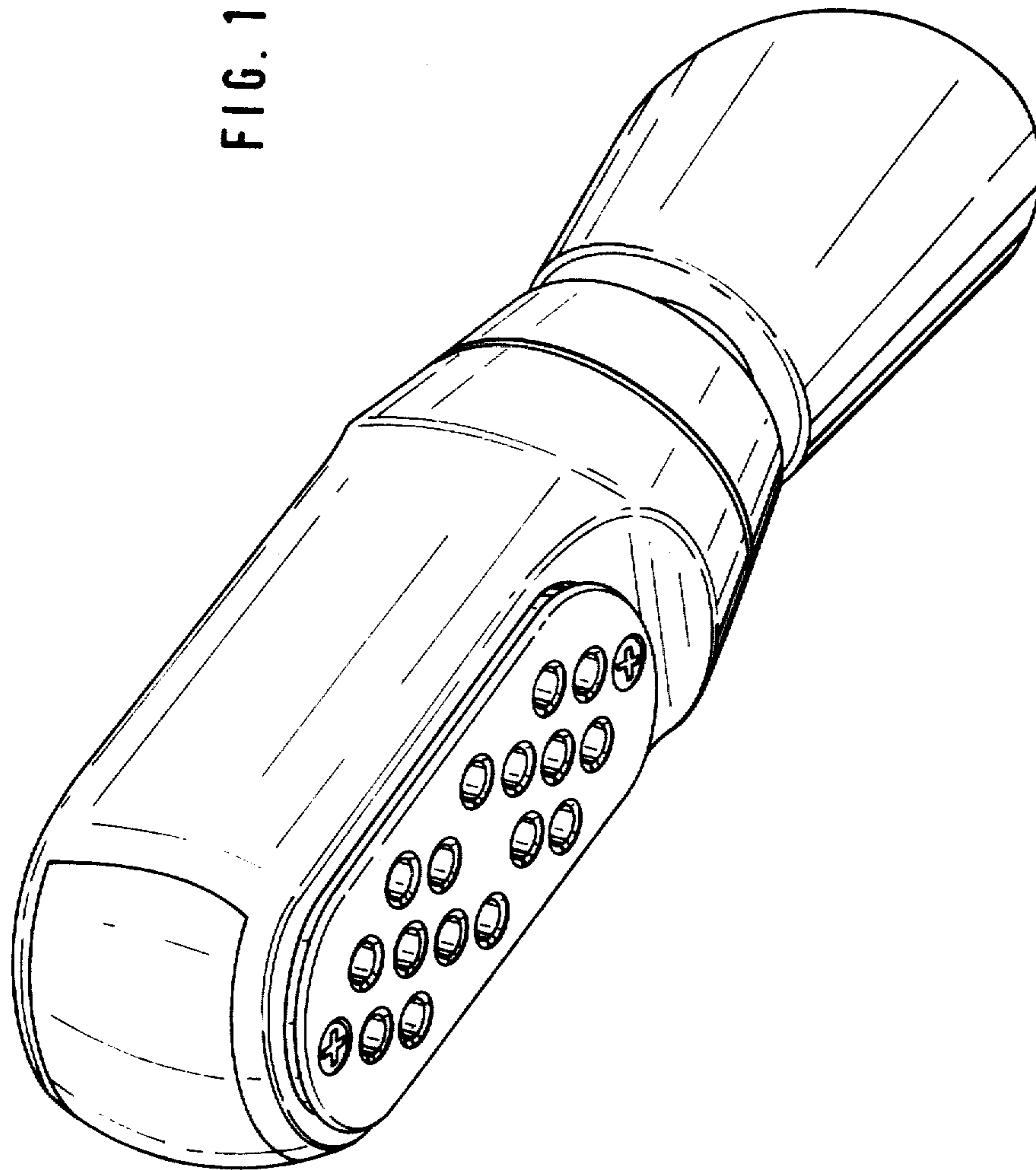


FIG. 1






FIG. 2

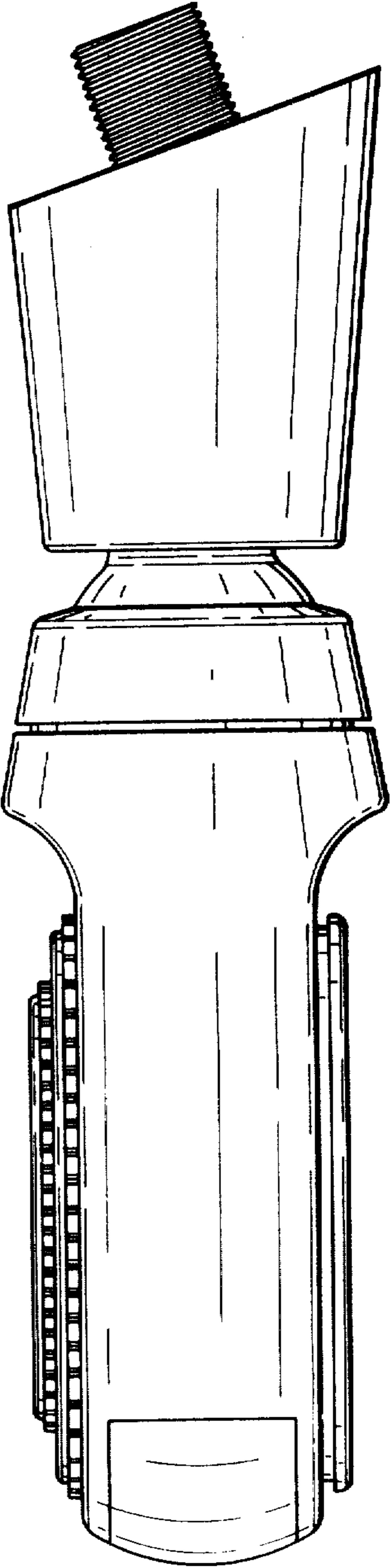


FIG. 3

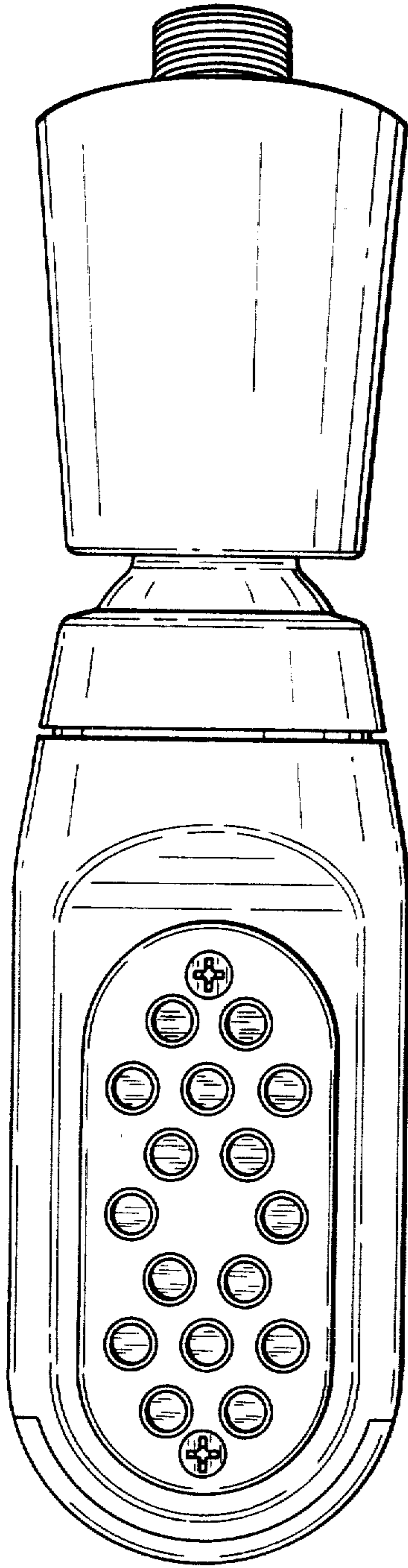


FIG. 4

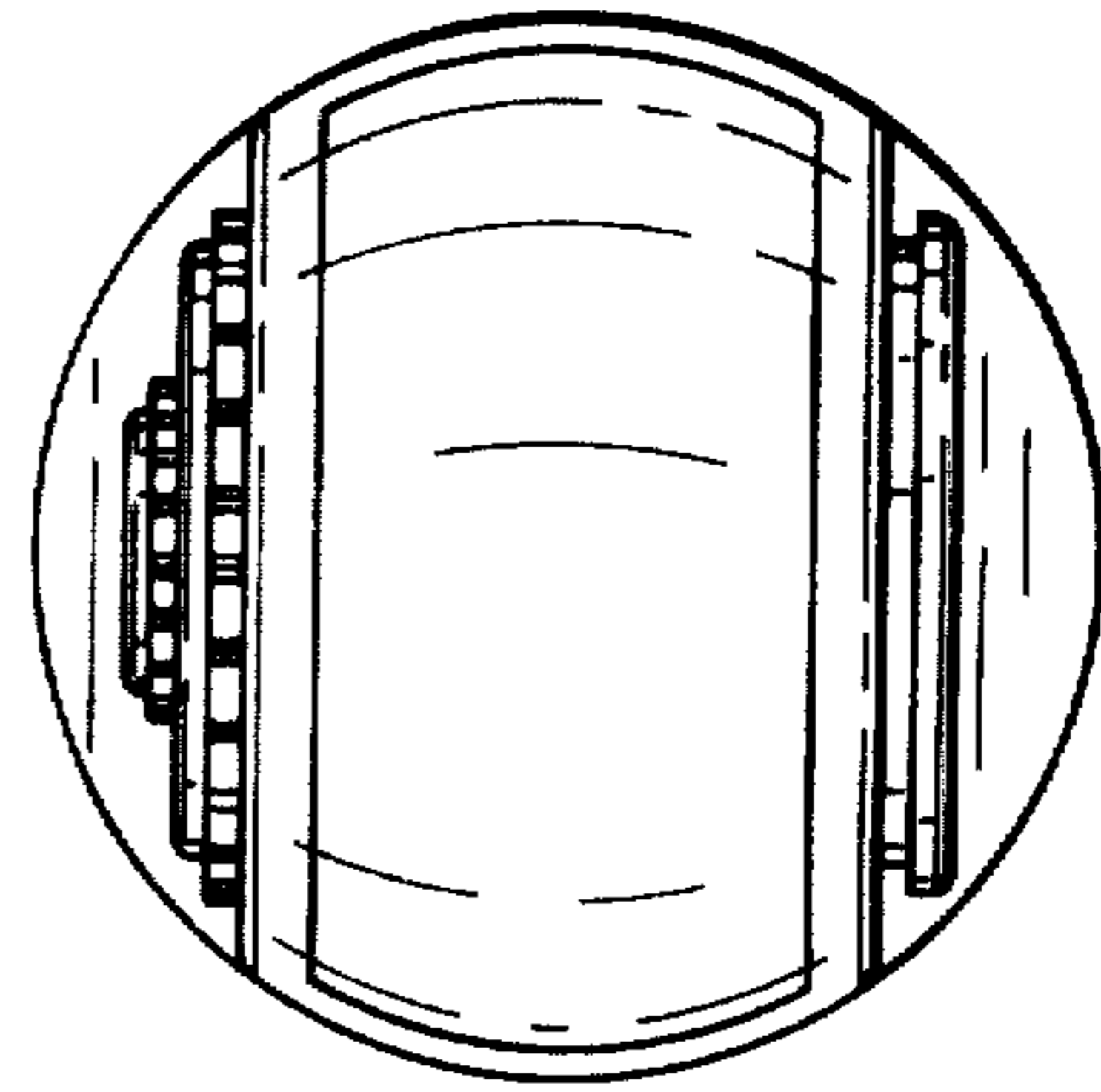


FIG. 5