

[54] **NECKLACE PENDANT**

[76] **Inventor:** Carol M. Winandy, 1295 Des Plaines Ave., Des Plaines, Ill. 60018

[\*\*] **Term:** 14 Years

[21] **Appl. No.:** 222,026

[22] **Filed:** Jan. 2, 1981

[51] **Int. Cl.** ..... D11-01

[52] **U.S. Cl.** ..... D11/81; D3/28;  
D11/8

[58] **Field of Search** ..... D11/1, 2, 6-8,  
D11/40, 43-45, 47, 48, 75, 79-81, 85, 99; 63/1  
R-2, 12-14 R, 18-21, 23; D3/28; 66/118

[56] **References Cited**

**U.S. PATENT DOCUMENTS**

D. 177,364 4/1956 Burkhart et al. .... D11/81  
D. 262,837 2/1982 Buffington ..... D3/28 X  
2,246,254 6/1941 Johnston ..... 66/118

**FOREIGN PATENT DOCUMENTS**

180538 5/1922 United Kingdom ..... 66/118

**OTHER PUBLICATIONS**

*Jewelers' Circular-Keystone*, 9/1979, p. 42-Charm Holders @ top right.

*Primary Examiner*—Louis S. Zarfes  
*Attorney, Agent, or Firm*—Fitch, Even, Tabin, Flannery & Welsh

[57] **CLAIM**

The ornamental design for a necklace pendant, substantially as shown and described.

**DESCRIPTION**

FIG. 1 is a front elevational view of a necklace pendant showing my new design;

FIG. 2 is a right side elevational view thereof;

FIG. 3 is a rear elevational view thereof; and

FIG. 4 is a bottom plan view thereof.

The partial broken line showing of a neck chain in FIGS. 1-3 is illustrative of environment only.

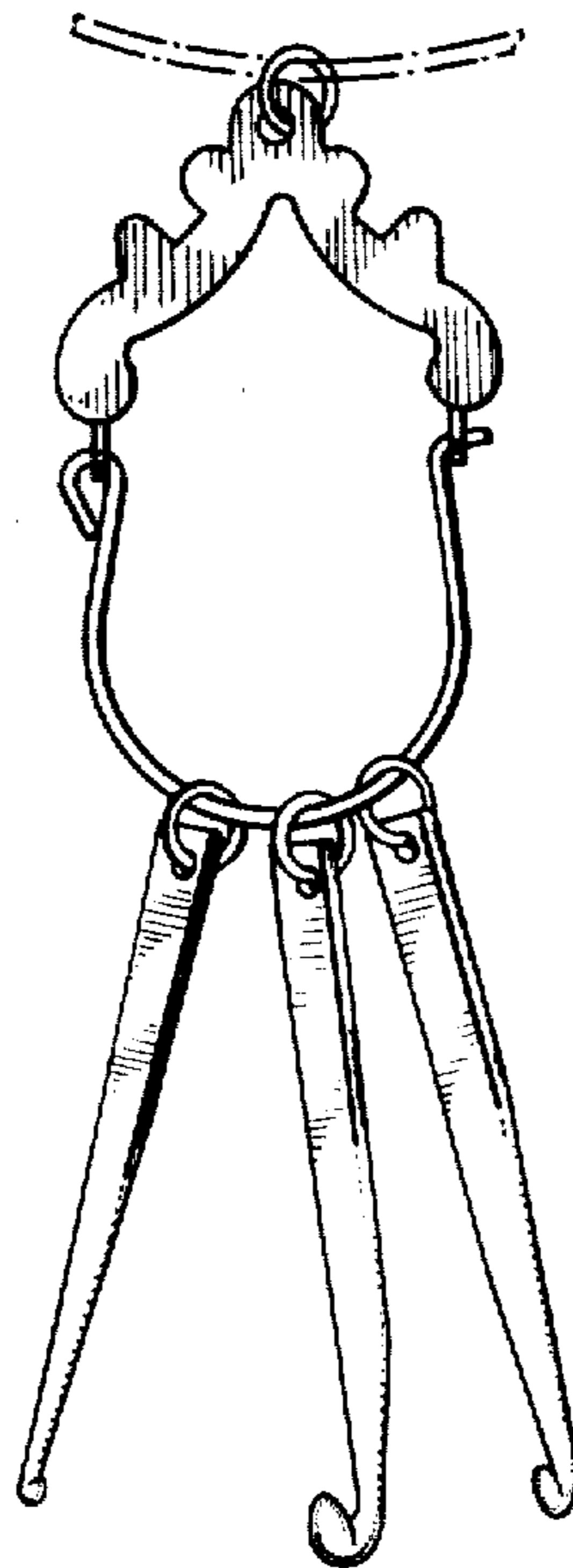


FIG. 1.

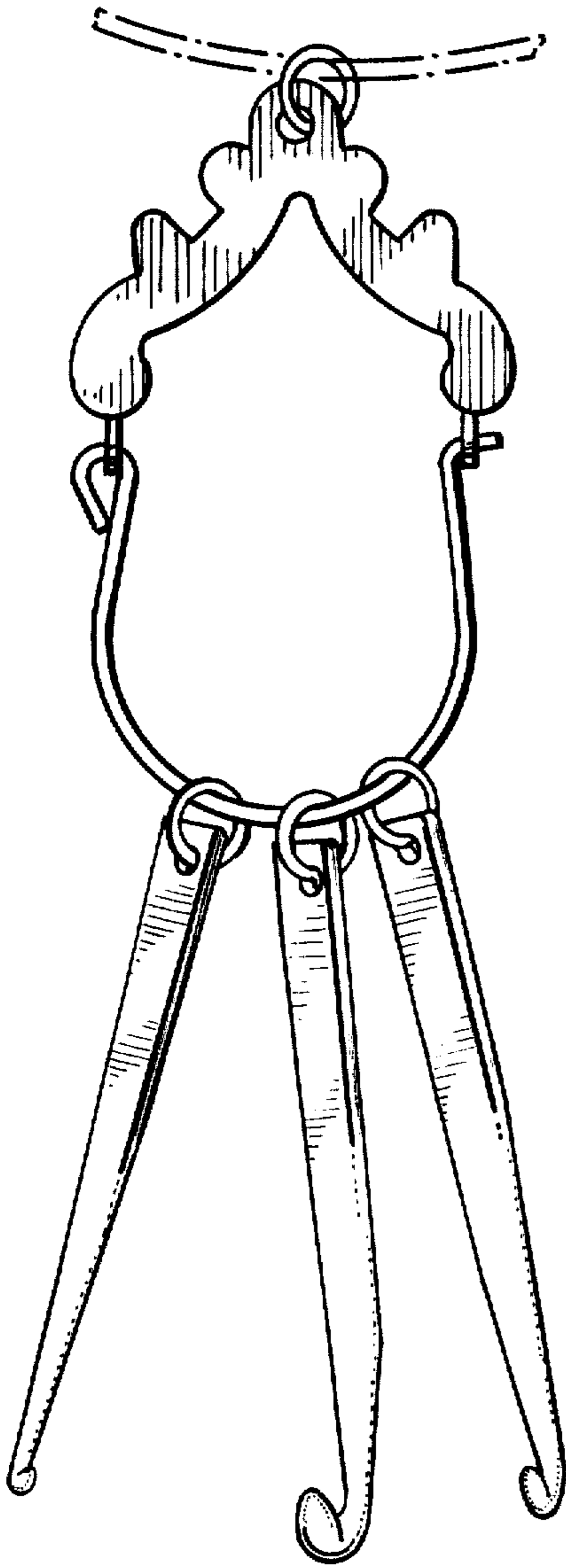


FIG. 2

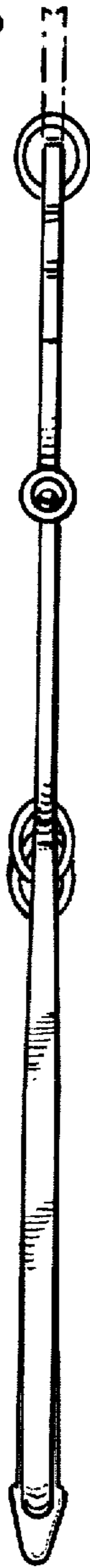


FIG. 3.

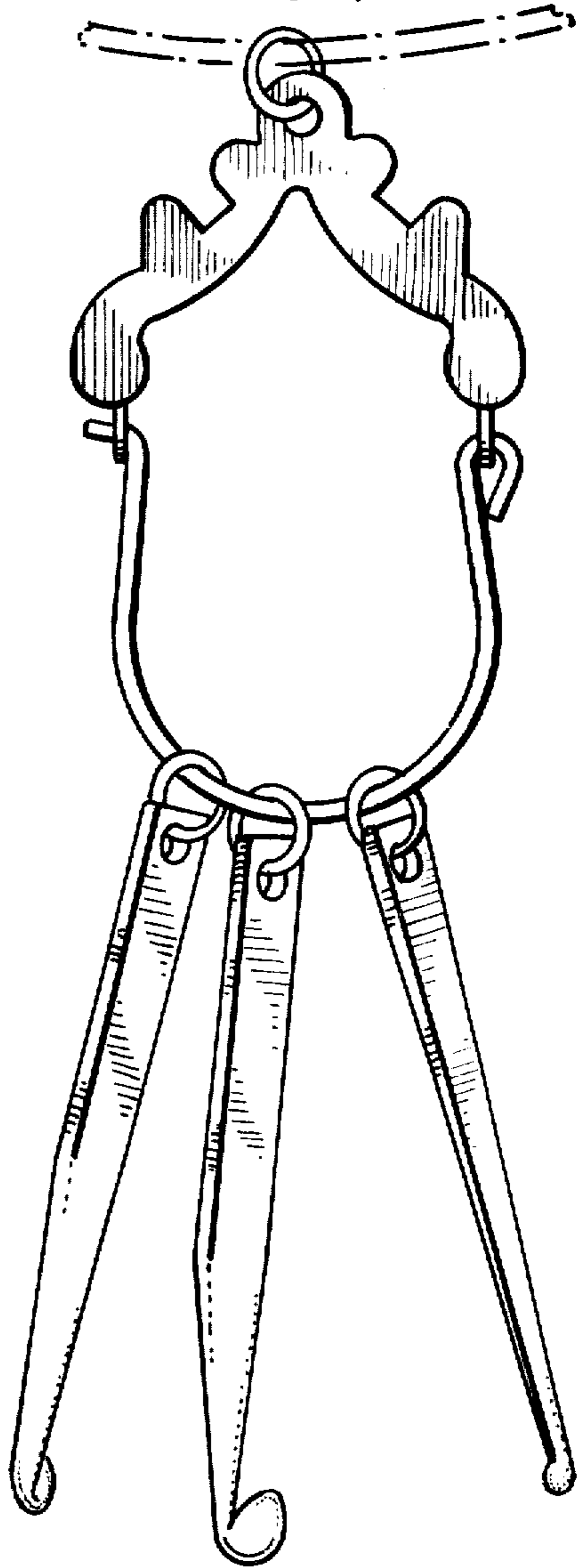


FIG. 4.

