

[54] STOP WATCH

[75] Inventor: Jack W. Heuer, Bern, Switzerland

[73] Assignee: Heuer-Leonidas S.A., Biel, Switzerland

[\*\*] Term: 14 Years

[21] Appl. No.: 224,301

[22] Filed: Jan. 12, 1981

[30] Foreign Application Priority Data

Jul. 18, 1980 [XH] Hague ..... DM/000273

[51] Int. Cl. .... D10-02

[52] U.S. Cl. .... D10/30

[58] Field of Search ..... D10/30, 40, 1, 15; 368/110, 111, 112, 113

[56] References Cited

U.S. PATENT DOCUMENTS

- D. 235,741 7/1975 Friedman ..... D10/30
- D. 237,260 10/1975 Innes ..... D10/30
- D. 238,760 2/1976 Daum ..... D10/30

D. 249,776 10/1978 Almosnino ..... D10/30

OTHER PUBLICATIONS

*Jeweler's Circular-Keystone*, 7/66, p. 163, Stopwatches at bottom.

*Sporting Goods Dealer*, 9/78, p. 205, Stopwatches at top.

*Merchandising*, 9/78, p. 75, Stopwatch at center-left.

*Sporting Goods Dealer*, 7/77, p. 133, Stopwatch at bottom.

Primary Examiner—Nelson C. Holtje

Attorney, Agent, or Firm—Darby & Darby

[57] CLAIM

The ornamental design for a stop watch, as shown and described.

DESCRIPTION

FIG. 1 is a front elevational view of a stop watch showing my new design;

FIG. 2 is a right side elevational view thereof, the left side being a mirror image thereto;

FIG. 3 is a rear elevational view thereof;

FIG. 4 is a top plan view thereof;

FIG. 5 is a bottom plan view thereof.




FIG. 1

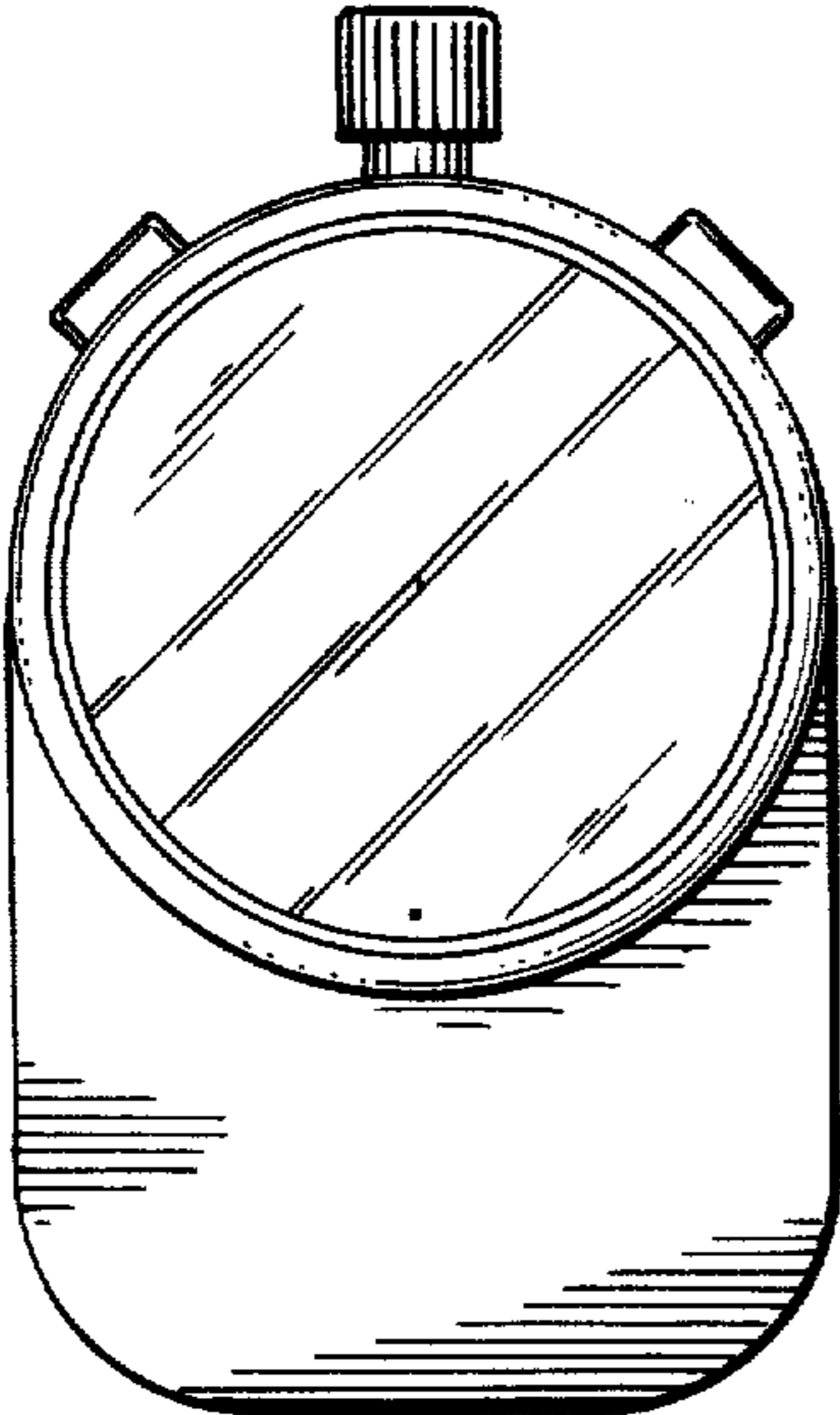


FIG. 2

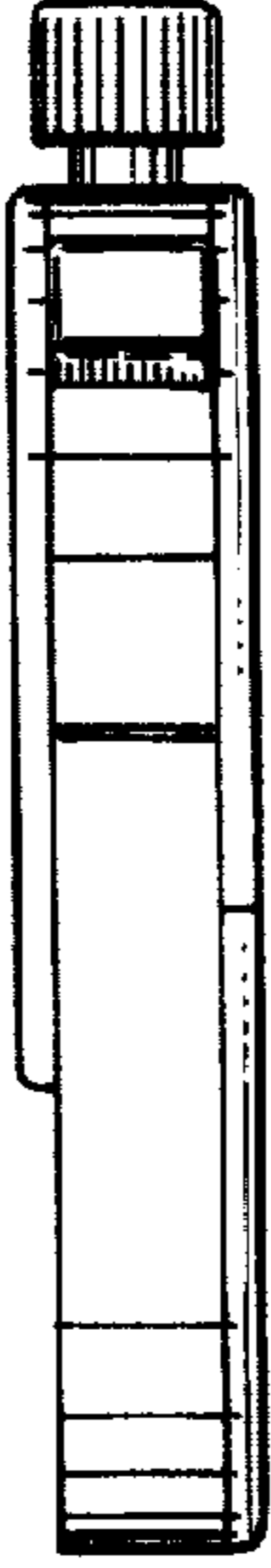


FIG. 3

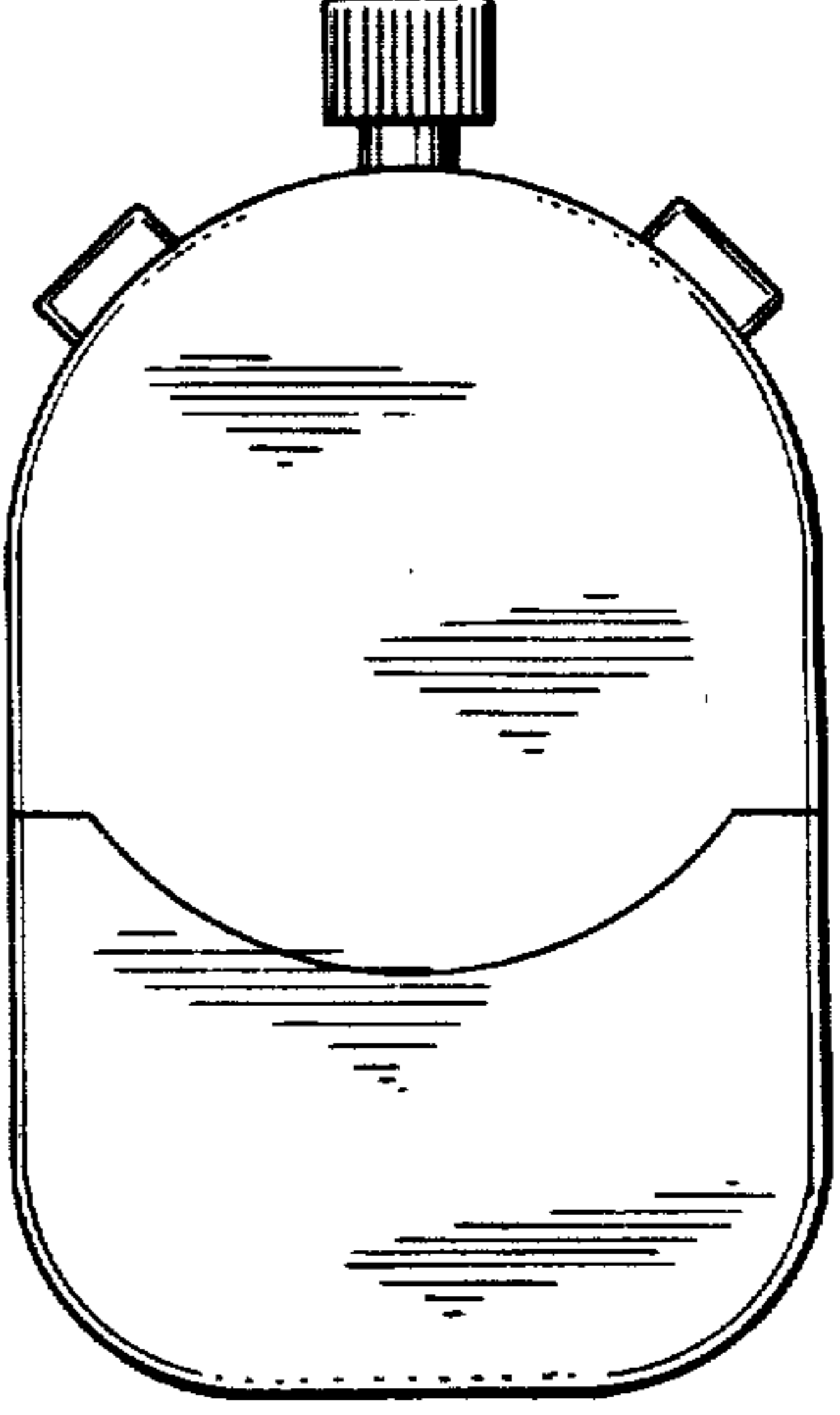


FIG. 4



FIG. 5

