

[54] **MOUNTING STRIP FOR ELECTRIC CABLES OR SIMILAR ARTICLES**

[75] Inventors: **Lennart Holgersson, Bredaryd; Berne Måhl, Smålandsstenar, both of Sweden**

[73] Assignee: **Telefonaktiebolaget L M Ericsson, Stockholm, Sweden**

[**] Term: **14 Years**

[21] Appl. No.: **200,086**

[22] Filed: **Oct. 23, 1980**

[30] **Foreign Application Priority Data**

Apr. 24, 1980 [SE] Sweden 80-0845

[51] Int. Cl. **D8-08**

[52] U.S. Cl. **D8/396; D8/354; D8/356; D8/395; D25/74**

[58] Field of Search **174/68 R, 99 R, 102 SP, 174/138 G; 248/489, 49; D25/73-79; D8/395, 396, 354, 356; D25/80; D13/13, 14, 24**

[56] **References Cited**

U.S. PATENT DOCUMENTS

2,793,566	5/1957	Burtchaell	248/489 X
3,286,963	11/1966	Bergman	D8/395 X
3,313,009	4/1967	Beckerer	D8/395 X
3,421,276	1/1969	Barge	D25/79 X

FOREIGN PATENT DOCUMENTS

99967	10/1940	Sweden	D25/76
-------	---------	--------	--------

Primary Examiner—A. Hugo Word

Attorney, Agent, or Firm—Burns, Doane, Swecker & Mathis

[57] **CLAIM**

The ornamental design for a mounting strip for electric cables or similar articles, as shown.

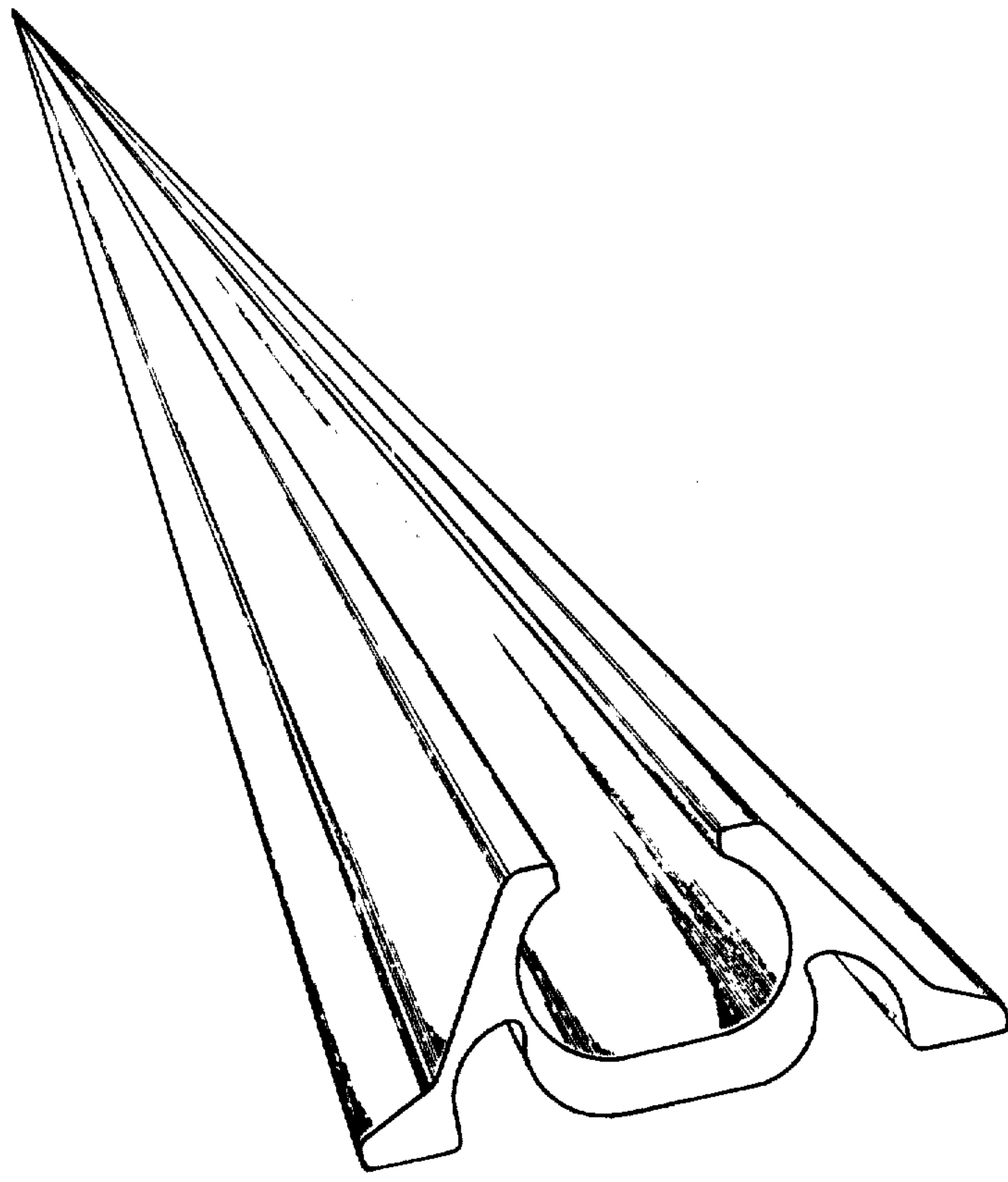
DESCRIPTION

FIG. 1 is a perspective view of a mounting strip for electric cables or similar articles embodying our ornamental design;

FIG. 2 is a top plan view of a portion thereof;

FIG. 3 is a right side view of a portion thereof, the left side view being identical thereto;

FIG. 4 is a plan view from the bottom of a portion thereof.



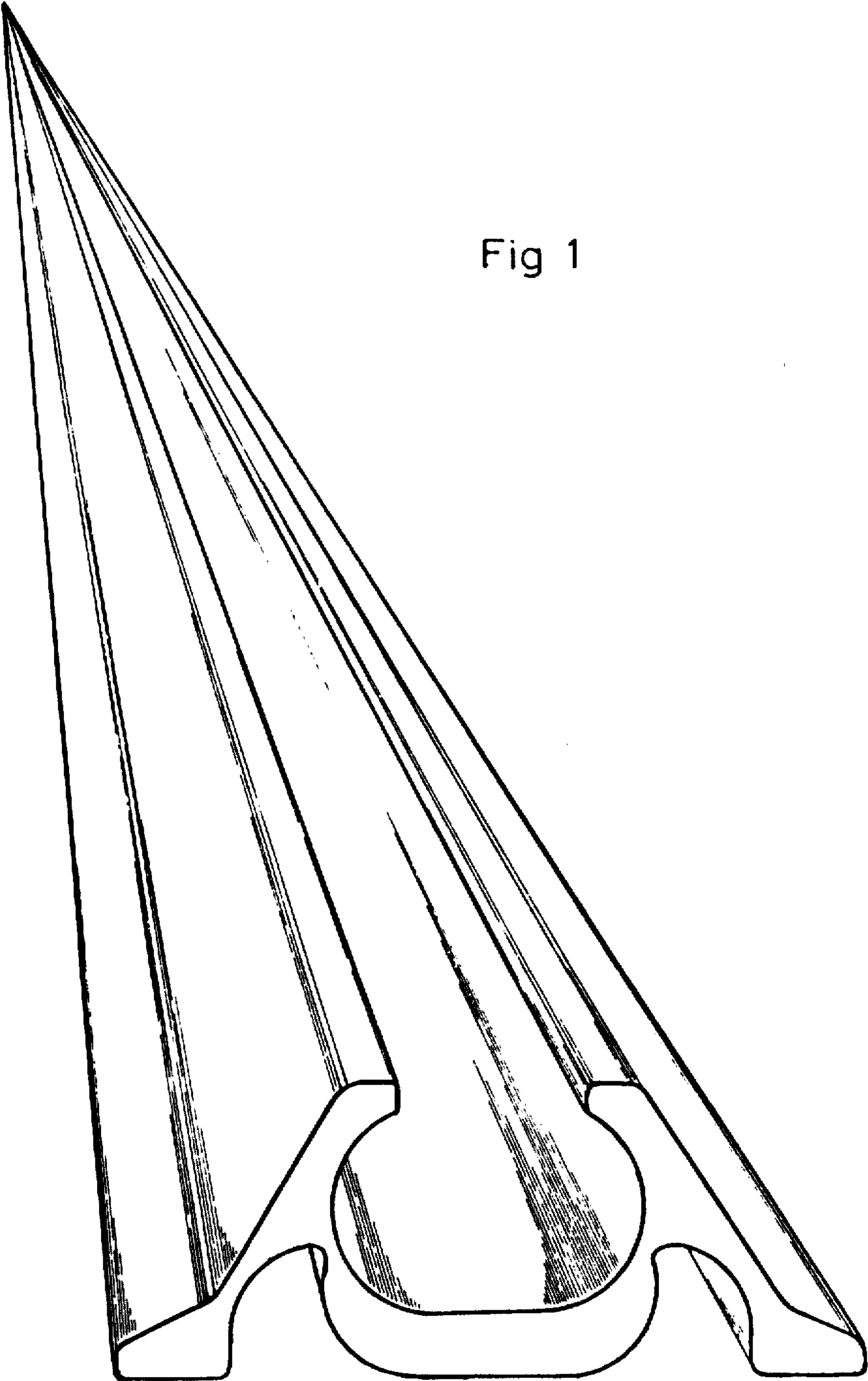
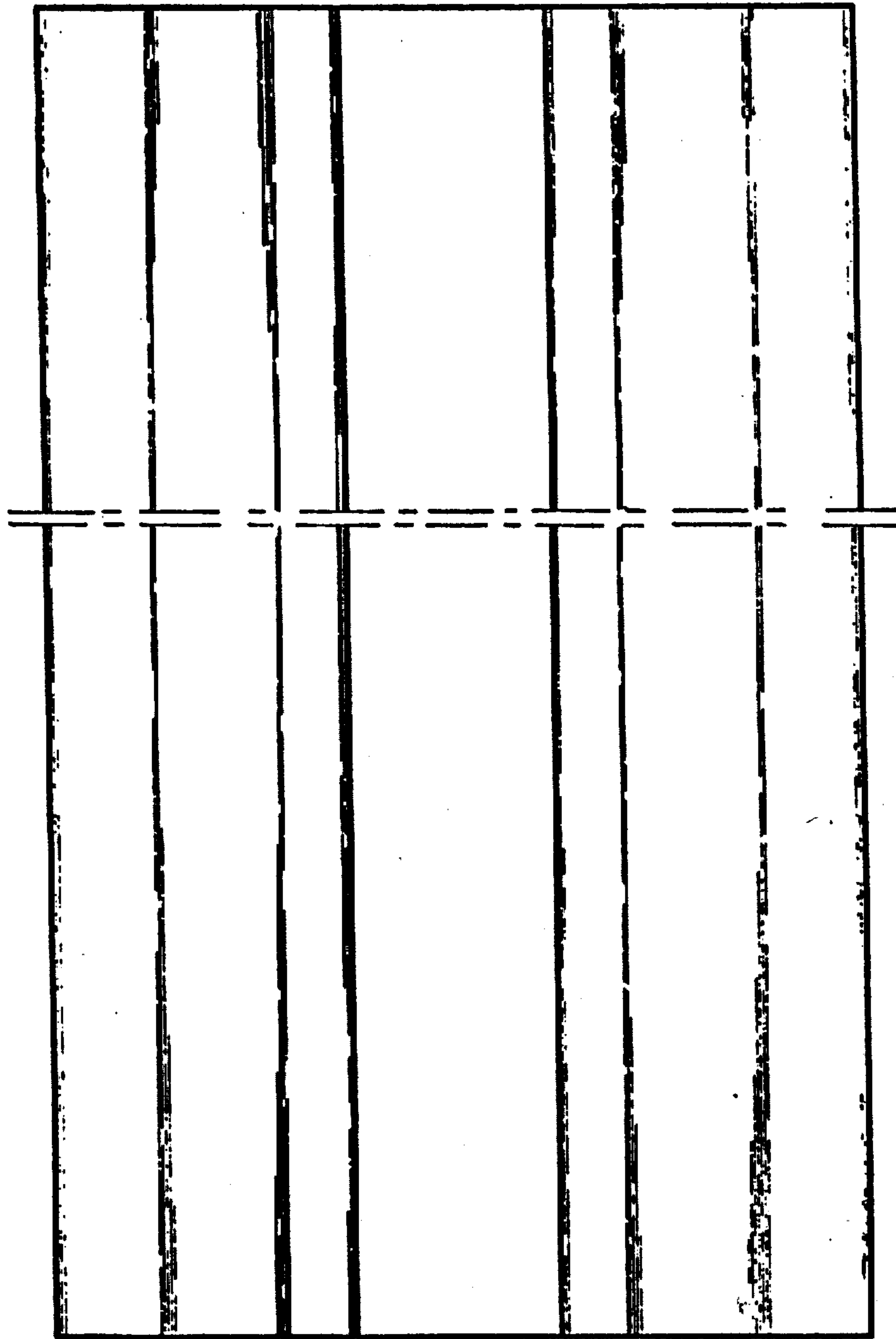


Fig 1

Fig 2






Fig 3

Fig 4

