

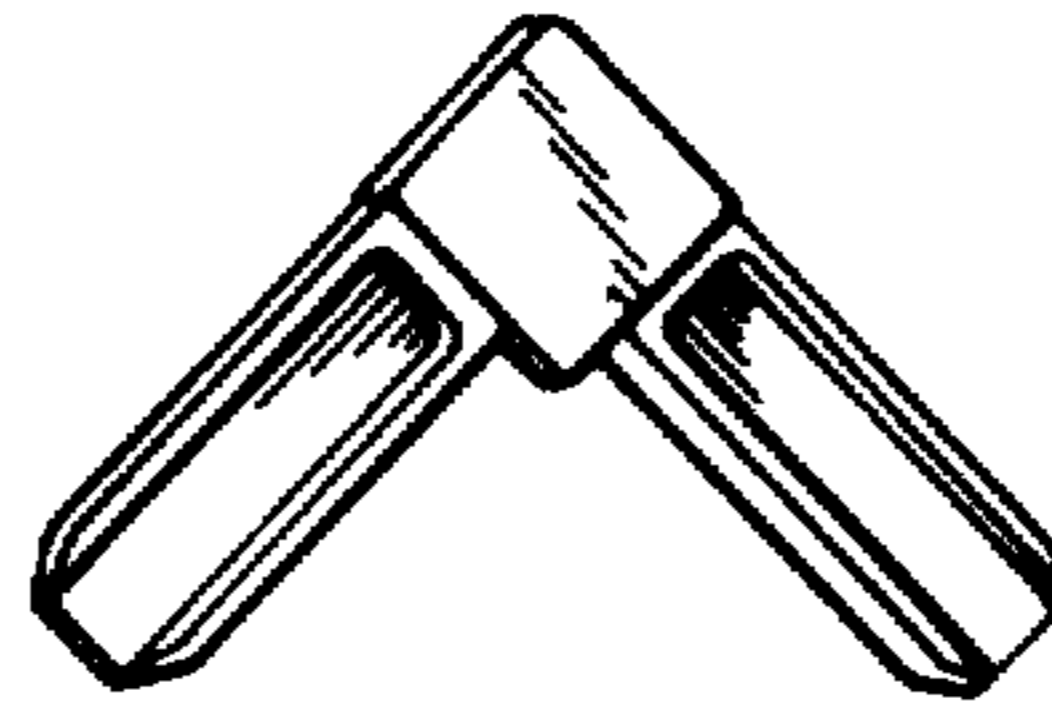
[54] **CORNER LOCK FOR FRAMES**
[75] **Inventor: Alf H. Sundberg, Sollentuna, Sweden**
[73] **Assignee: A-Teknik Alf Sundberg Aktiebolag, Sollentuna, Sweden**
[**] **Term: 14 Years**
[21] **Appl. No.: 216,509**
[22] **Filed: Dec. 10, 1980**
[30] **Foreign Application Priority Data**
Jun. 10, 1980 [SE] Sweden 80 1171
[51] **Int. Cl. D6—07**
[52] **U.S. Cl. D6/246**
[58] **Field of Search D6/232-246;**
40/152, 152.1, 152.2, 158 R, 158 A

[56] **References Cited**
U.S. PATENT DOCUMENTS
D. 137,591 4/1944 Dieter D6/246
D. 259,083 5/1981 Riegsecker D6/246
1,793,696 2/1931 Ipsen 40/152
4,012,858 3/1977 McGregor 40/152

Primary Examiner—Charles A. Rademaker
Attorney, Agent, or Firm—Young & Thompson

[57] **CLAIM**
The ornamental design for a corner lock for frames, as shown.

DESCRIPTION
FIG. 1 is a perspective view of a corner lock for frames showing my new design; and
FIG. 2 is a perspective view of the opposite side thereof.






FIG. 1




FIG. 2