

[54] **MEDICAL INSTRUMENT SUPPORT**

[75] **Inventor:** Mary E. Flynn, St. Petersburg, Fla.

[73] **Assignee:** Sandspur Enterprises, Inc., St. Petersburg, Fla.

[**] **Term:** 14 Years

[21] **Appl. No.:** 255,333

[22] **Filed:** Apr. 17, 1981

[51] **Int. Cl.** D24—99; D6—06

[52] **U.S. Cl.** D24/31; D6/88;
D6/94; D6/114; D6/125

[58] **Field of Search** D6/88, 94, 114, 125;
D24/29.31; 211/13, 60 R, 60 A, 60 T, 87, 88;
248/309 R, 311.2, 312

[56] **References Cited**

U.S. PATENT DOCUMENTS

D. 128,775	8/1941	Fitzgerald	D6/94
D. 262,504	1/1982	Flynn	D6/114
2,917,182	12/1959	Browne	D6/94
3,095,092	6/1963	Magarian	211/60 T
3,990,755	11/1976	Krause	D6/94

Primary Examiner—B. J. Bullock
Attorney, Agent, or Firm—Duckworth, Allen, Dyer & Pettis

[57] **CLAIM**

The ornamental design for a medical instrument support, as shown.

DESCRIPTION

FIG. 1 is a perspective view of a medical instrument support showing my new design.

FIG. 2 is a top plan view thereof.

FIG. 3 is a front elevational view thereof, the rear being plain and unornamented.

FIG. 4 is a side elevational view thereof.




FIG. 1

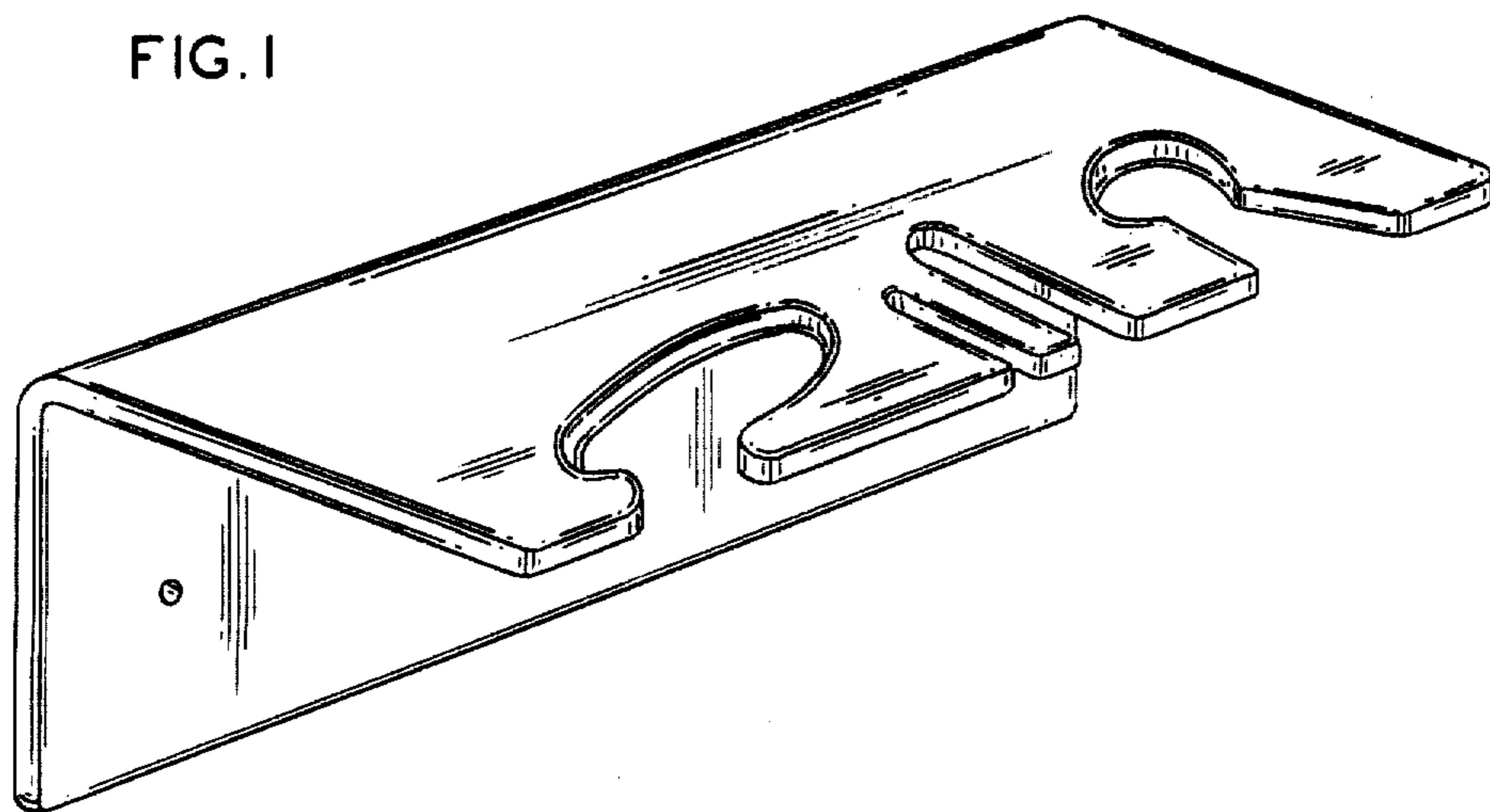


FIG. 2




FIG. 3

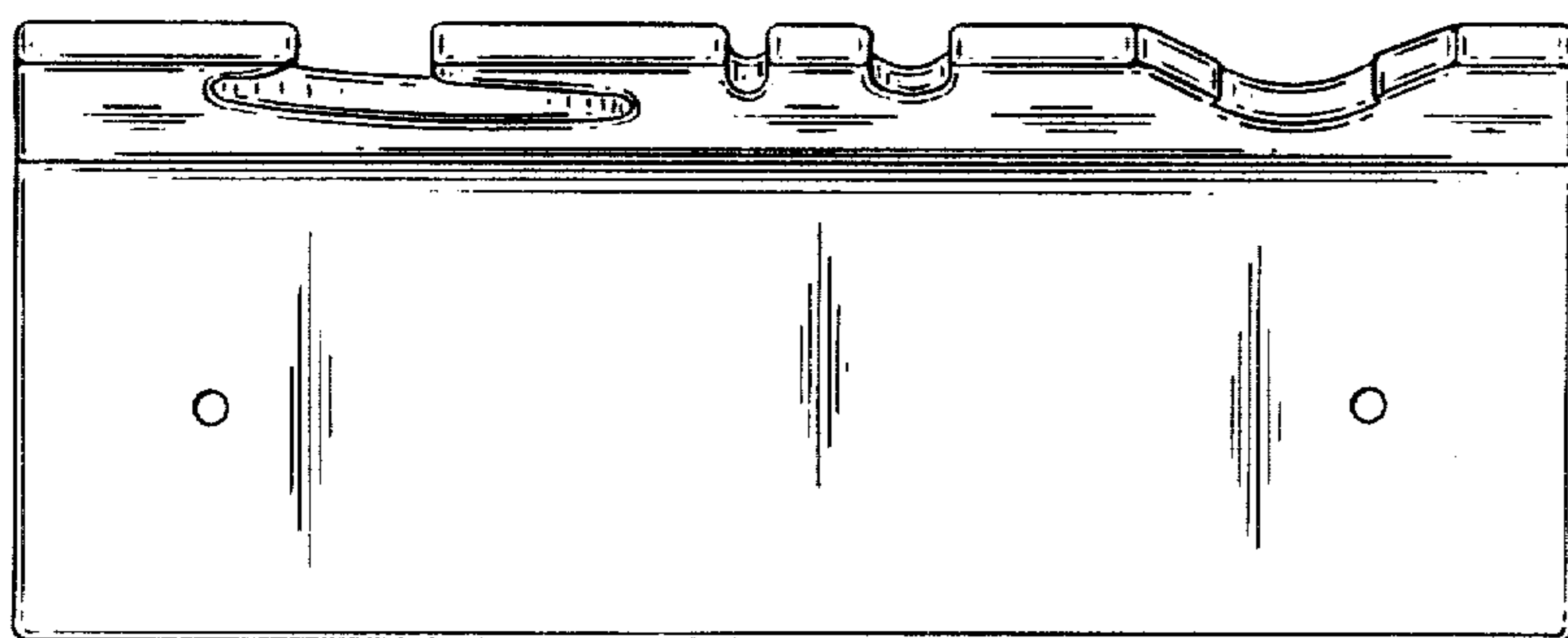


FIG. 4

