

[54] HALOGEN QUARTZ LAMP RADIANT HEATING MODULE

[75] Inventor: George E. McFarland, Carmichael, Calif.

[73] Assignee: Thermomatics Associates, Ltd., Sacramento, Calif.

[**] Term: 14 Years

[21] Appl. No.: 185,786

[22] Filed: Sep. 10, 1980

[51] Int. Cl. D23-03; D26-05

[52] U.S. Cl. D23/127; D26/118

[58] Field of Search D26/24, 61, 63, 64, D26/65, 66, 72, 80-88, 118, 119, 128; 362/282, 285, 287, 296, 297, 300, 362, 269, 217, 220, 223, 235, 238, 351, 341; D23/127, 72, 77; 219/342, 343, 347, 349, 352

[56] References Cited

U.S. PATENT DOCUMENTS

2,354,658	8/1944	Barber	219/349
2,645,705	7/1953	Rutledge	362/249
3,733,461	5/1973	Robats	362/297 X
3,761,678	9/1973	Eckles	219/347 X

FOREIGN PATENT DOCUMENTS

72740	2/1944	Czechoslovakia	362/300
-------	--------	----------------------	---------

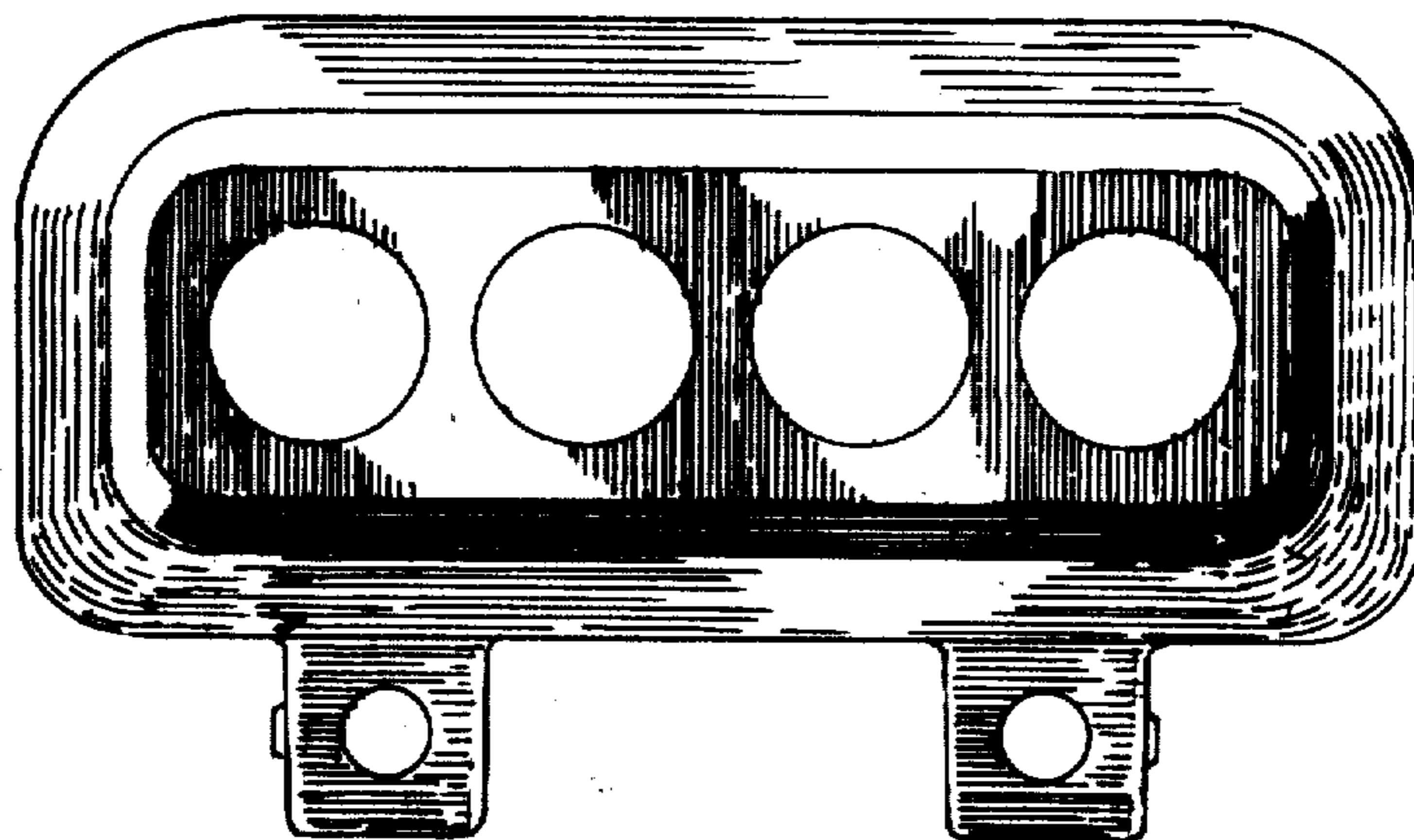
Primary Examiner—Susan J. Lucas
Attorney, Agent, or Firm—Lothrop & West

[57] CLAIM

The ornamental design for a halogen quartz lamp radiant heating module, as shown.

DESCRIPTION

FIG. 1 is a top plan view of a halogen quartz lamp radiant heating module, showing my new design;
FIG. 2 is a bottom plan view thereof;
FIG. 3 is an elevational view of one side thereof;
FIG. 4 is an elevational view of the other side thereof;
and,
FIG. 5 is an elevational view of one end, the elevational view of the opposite end being a mirror image thereof.






FIG. 1

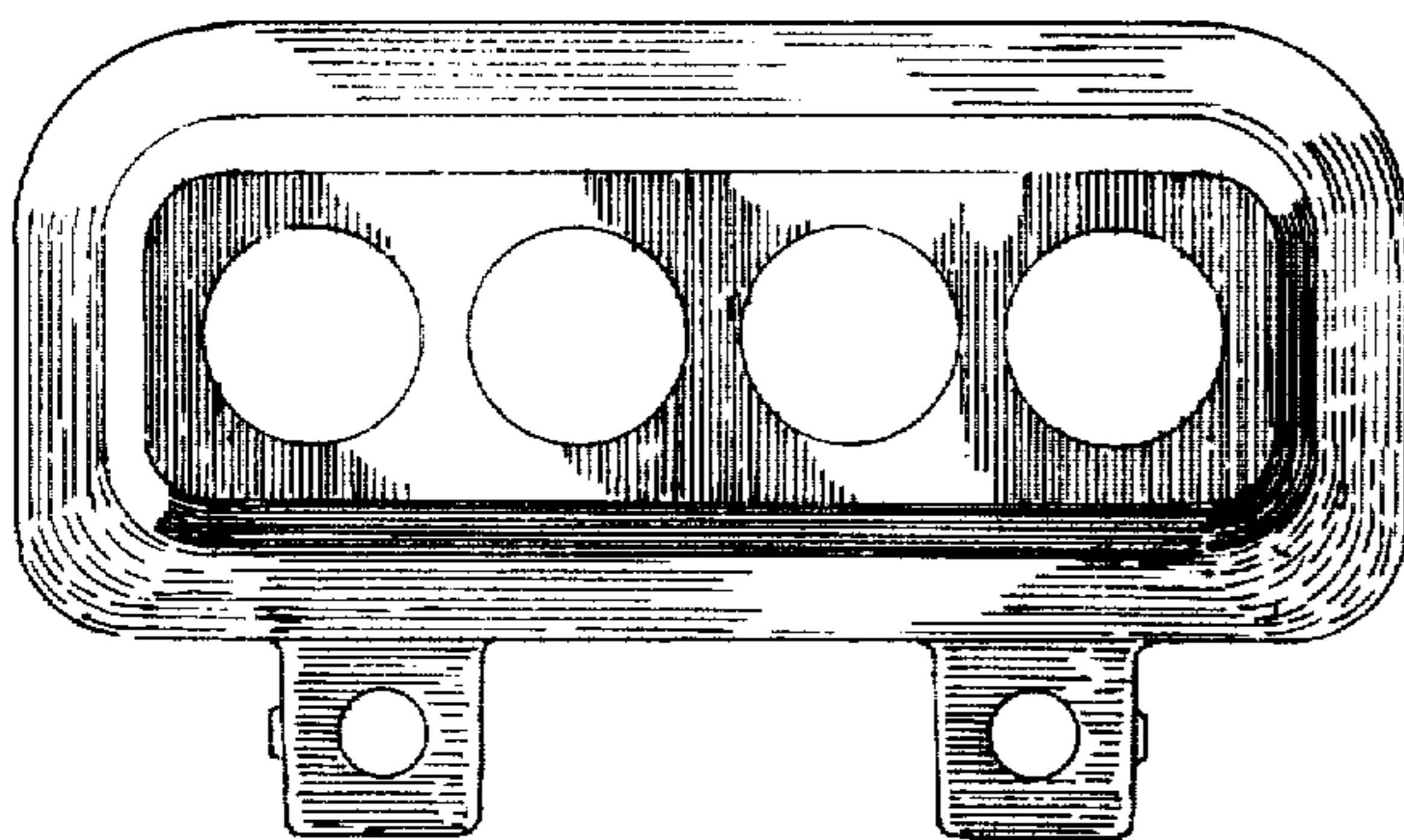


FIG. 2




FIG. 3




FIG. 5

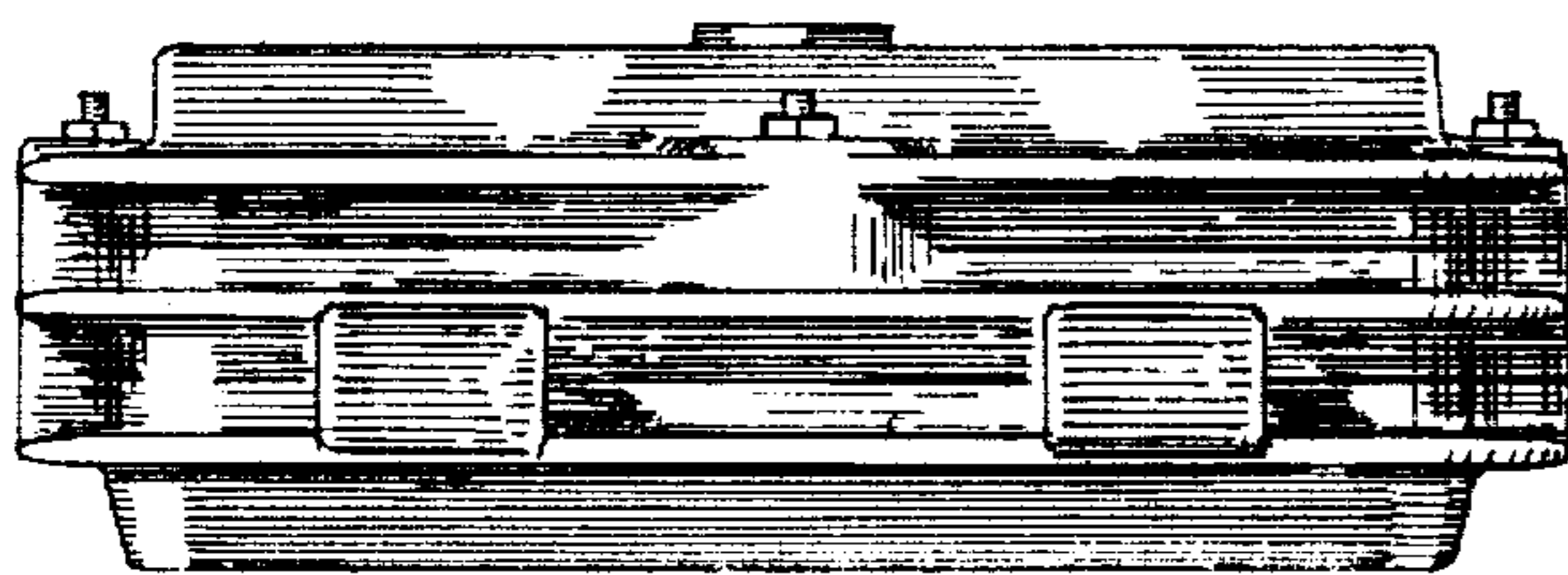


FIG. 4