

[54] ELECTRONIC COPYING MACHINE WITH A COMPUTER SYSTEM OR THE LIKE

[75] Inventor: Kunio Hara, Chiba, Japan

[73] Assignee: Tokyo Shibaura Denki Kabushiki Kaisha, Japan

[\*\*] Term: 14 Years

[21] Appl. No.: 231,508

[22] Filed: Feb. 4, 1981

[30] Foreign Application Priority Data

Aug. 5, 1980 [JP] Japan ..... 55-31740

[51] Int. Cl. .... D16-03

[52] U.S. Cl. .... D16/28

[58] Field of Search ..... D16/27-32; D14/100, 102, 106; 355/14 R, 14 C, 3, 8-9, 11

[56] References Cited

U.S. PATENT DOCUMENTS

- D. 176,927 2/1956 Perzentka ..... D16/28
- D. 209,110 10/1967 Bennett ..... D16/28 X

- D. 238,497 1/1976 Fossella ..... D14/106
- D. 238,514 1/1976 Artaud ..... D16/27 X
- D. 256,796 9/1980 Plaza ..... D14/106 X
- D. 258,432 3/1981 Aderman ..... D14/102
- D. 263,719 4/1982 McConnell ..... D16/28
- 3,759,611 9/1973 O'Connell ..... D16/28 X

Primary Examiner—Nelson C. Holtje  
Attorney, Agent, or Firm—Finnegan, Henderson, Farabow, Garrett & Dunner

[57] CLAIM

The ornamental design for an electronic copying machine with a computer system or the like, substantially as shown and described.

DESCRIPTION

FIG. 1 is a perspective view of an electronic copying machine with a computer system or the like showing my new design;

FIG. 2 is a front elevational view thereof;

FIG. 3 is a top plan view thereof;

FIG. 4 is a right side elevational view thereof;

FIG. 5 is a left side elevational view thereof;

FIG. 6 is a rear elevational view thereof; and

FIG. 7 is a bottom plan view thereof.




FIG. 1




FIG. 2

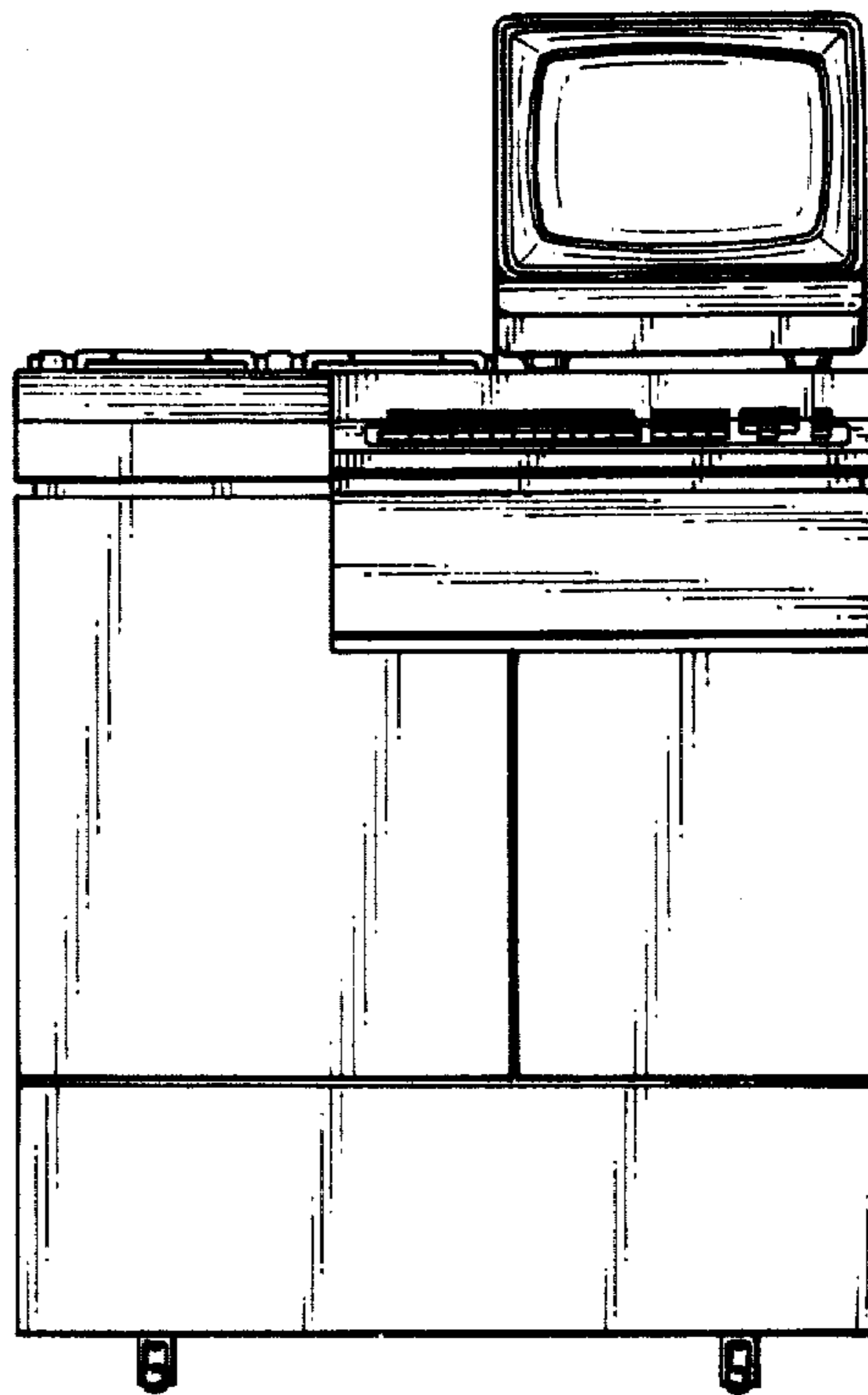


FIG. 3




FIG. 4




FIG. 5

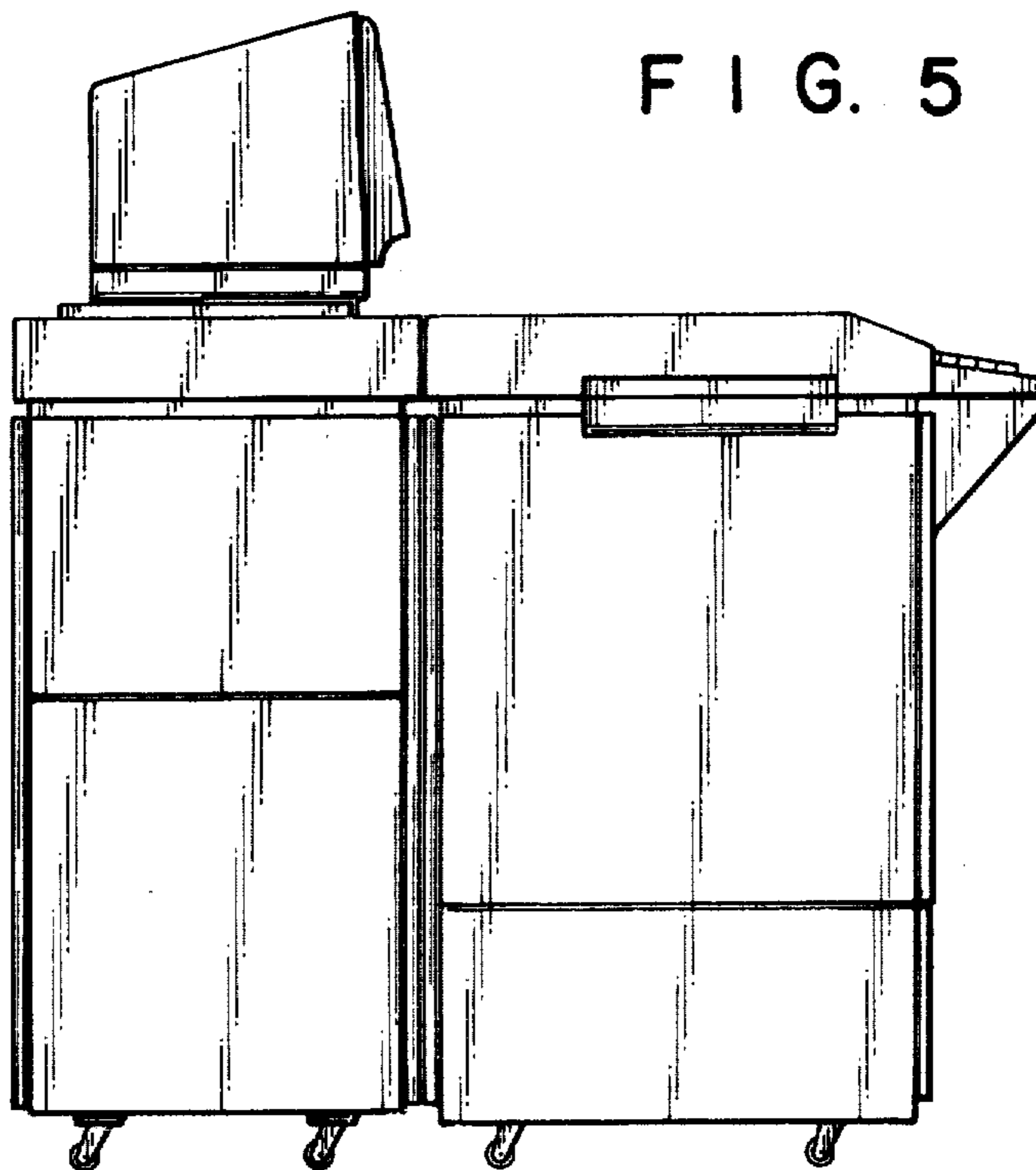


FIG. 6

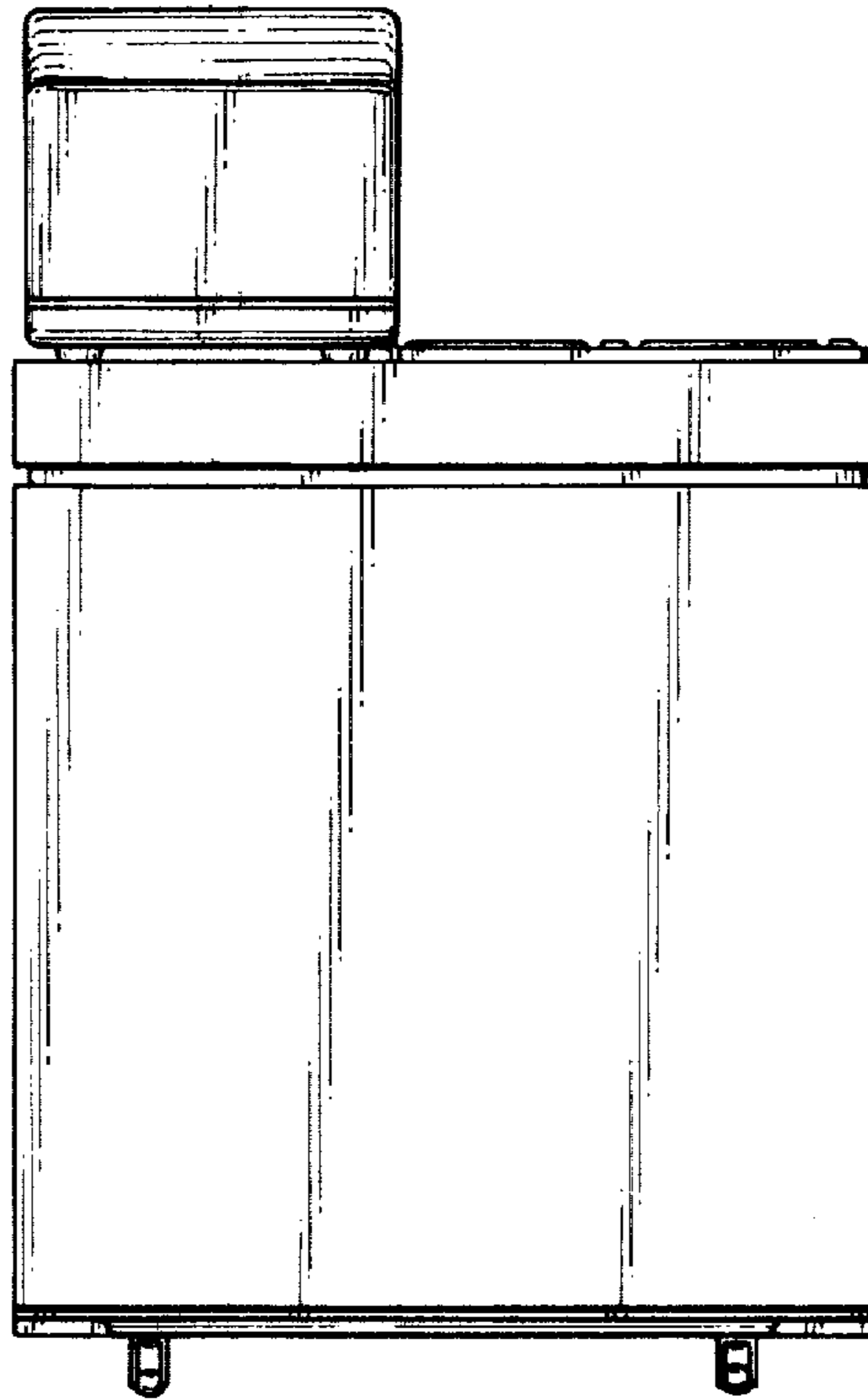


FIG. 7

