

[54] HOUSING FOR A TELEPHONE INSTRUMENT BASE

[75] Inventor: George M. Janda, Wheaton, Ill.

[73] Assignee: GTE Automatic Electric Labs Inc., Northlake, Ill.

[**] Term: 14 Years

[21] Appl. No.: 220,336

[22] Filed: Dec. 29, 1980

[51] Int. Cl. D14-03

[52] U.S. Cl. D14/60; D14/53

[58] Field of Search D14/60, 53, 58, 56; 179/178, 179, 100 D, 100 R, 146 R, 100 C, 100 L, 103

[56] References Cited

U.S. PATENT DOCUMENTS

- D. 231,836 6/1974 Genaro et al. D14/60
- D. 245,113 7/1977 Genaro et al. D14/60

- D. 254,669 4/1980 Janda D14/53 X
- D. 259,043 4/1981 Feinberg et al. D14/53
- 3,073,911 1/1963 Mattke et al. 179/179
- 4,012,601 3/1977 Kehren 179/90 K
- 4,256,929 3/1981 Blomberg 179/100 D

Primary Examiner—Bernard Ansher
Attorney, Agent, or Firm—Robert J. Black; Anthony Miologos

[57] CLAIM

The ornamental design for a housing for a telephone instrument base, as shown and described.

DESCRIPTION

FIG. 1 is a perspective view of a housing for a telephone instrument base, showing my new design; FIG. 2 is a top plan view thereof; FIG. 3 is an elevational view of one side thereof, the opposite side being a mirror image of the side shown; and FIG. 4 is a side elevational view thereof orthogonal to the elevational view shown in FIG. 3, the opposite side being a mirror image of the side shown.

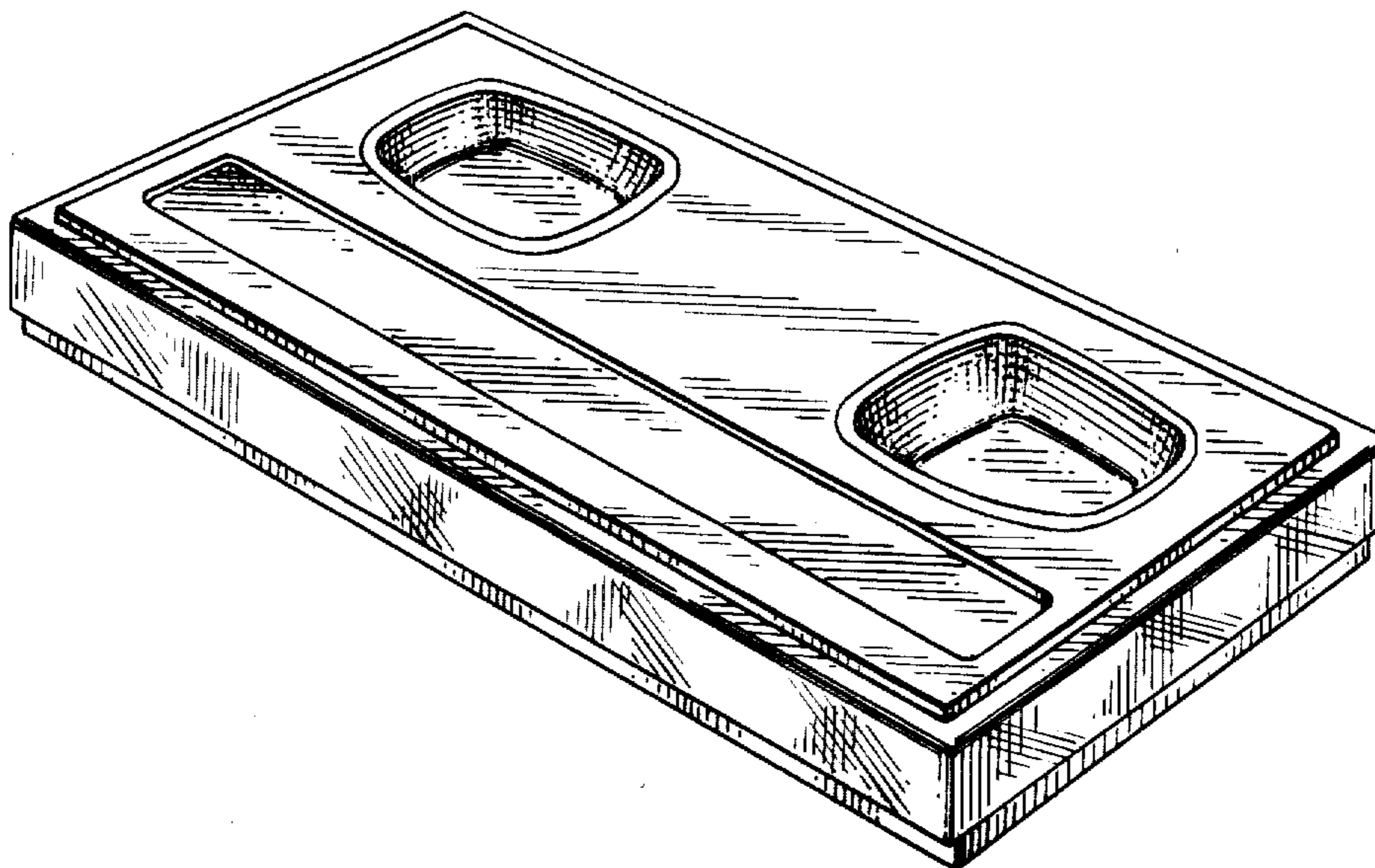


FIG. 1

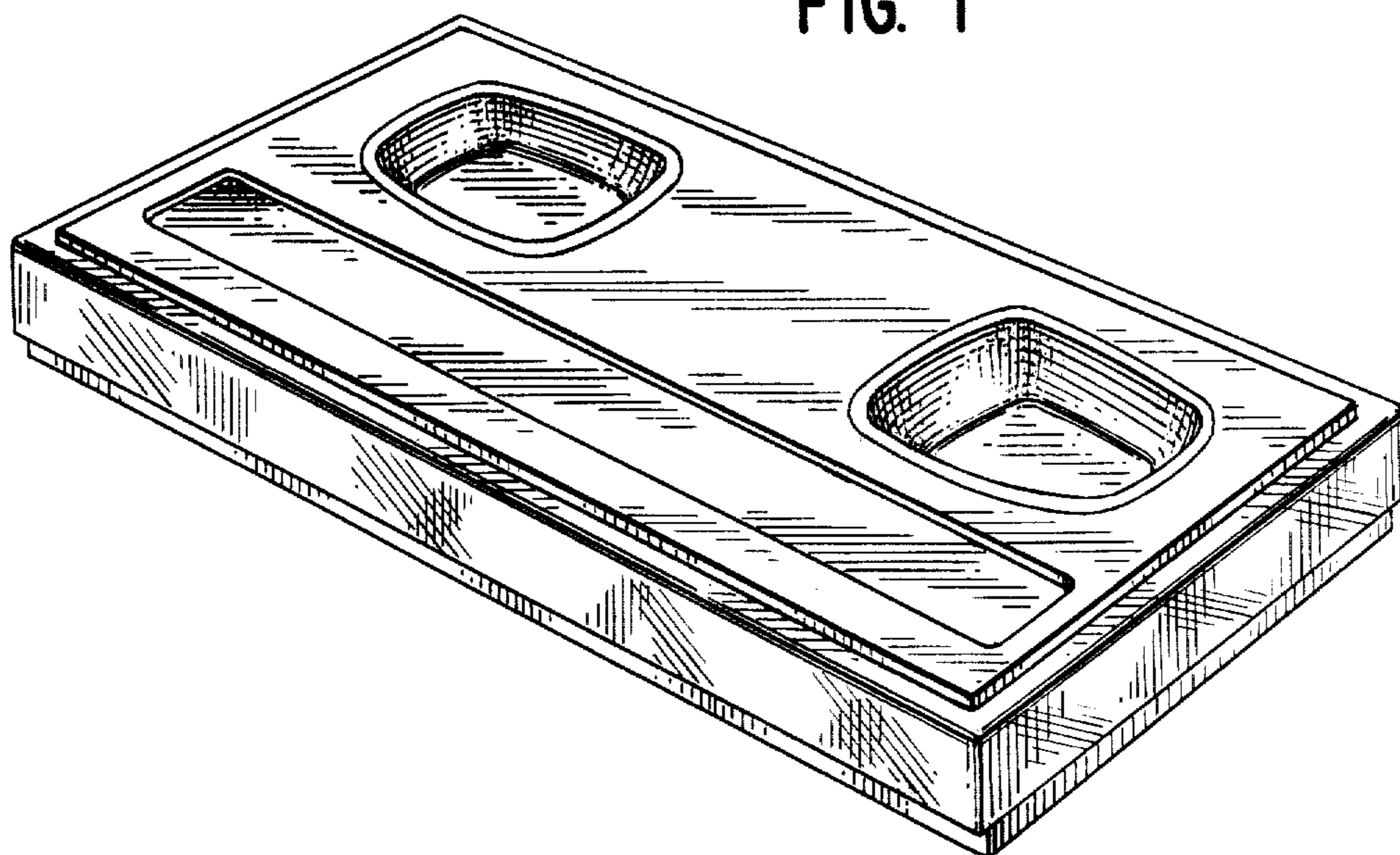


FIG. 4

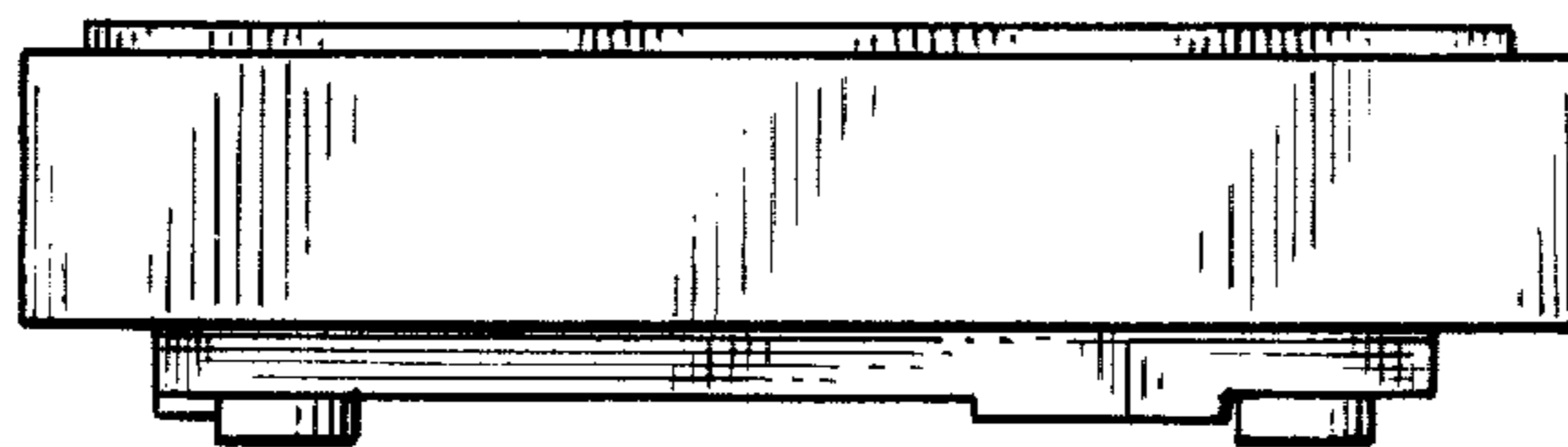


FIG. 2

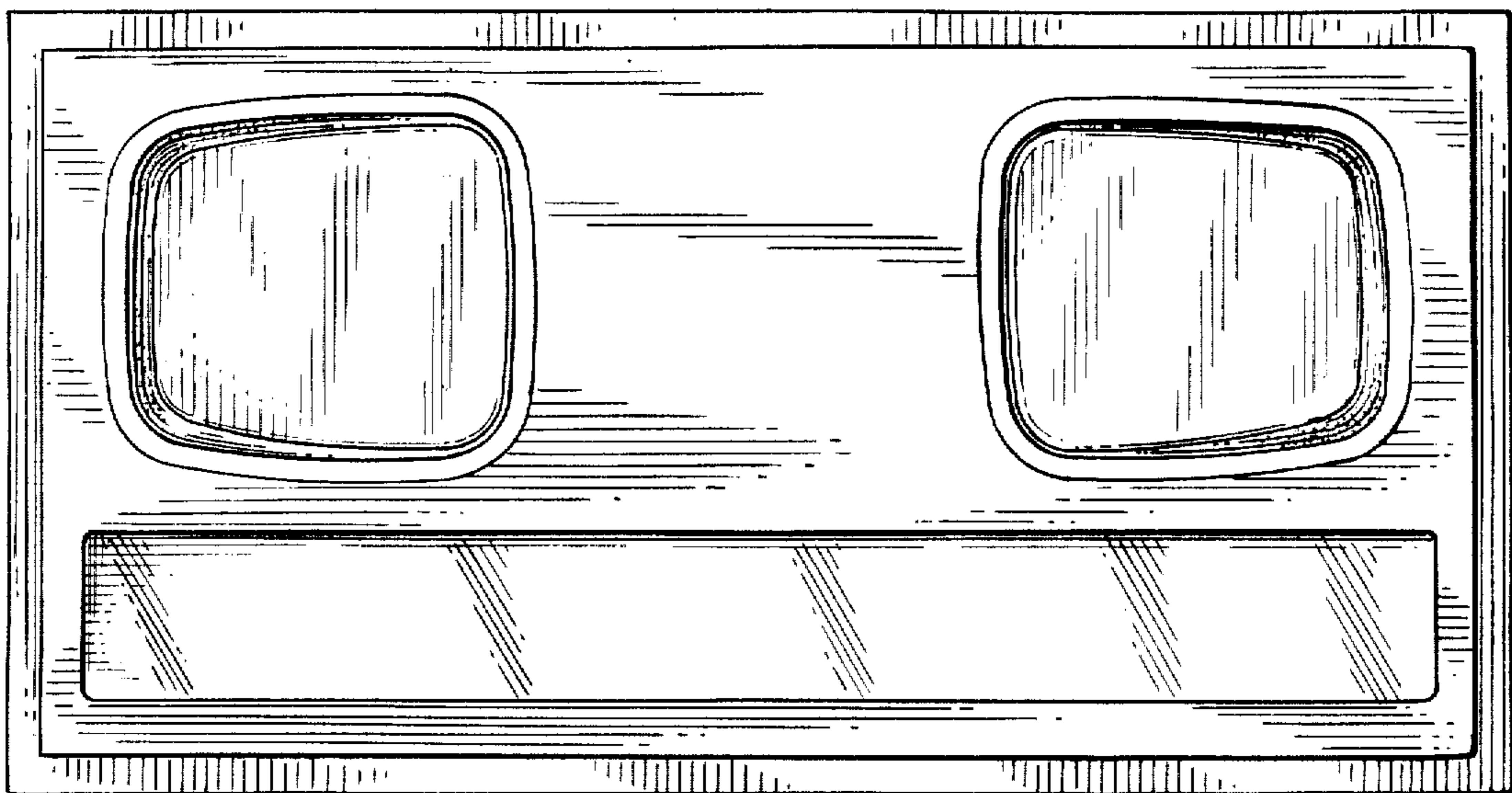


FIG. 3

