

[54] EXTENDABLE HANDLE FOR COLLAPSIBLE PERAMBULATOR

[76] Inventor: Giuseppe Perego, Via De Gasperi, 20043 Arcore (Milano), Italy

[**] Term: 14 Years

[21] Appl. No.: 192,535

[22] Filed: Sep. 30, 1980

[30] Foreign Application Priority Data

Mar. 31, 1980 [IT] Italy 21347/80[U]

[51] Int. Cl. D12-12

[52] U.S. Cl. D12/133

[58] Field of Search D12/129, 133; 280/642, 280/647, 650, 658, 47.37 R, 47.37 C

[56] References Cited

U.S. PATENT DOCUMENTS

- D. 262,696 1/1982 Perego D12/129
- 2,886,337 5/1959 Quisenberry D12/129
- 4,007,947 2/1977 Perego 280/650

4,102,010 7/1978 Lazazzero 280/47.37 R

Primary Examiner—James M. Gandy
Attorney, Agent, or Firm—McGlew and Tuttle

[57] CLAIM

The ornamental design for an extendible handle for a collapsible perambulator, substantially as shown and described.

DESCRIPTION

FIG. 1 is a side perspective view of an extendible handle for a collapsible perambulator showing my new design, it being understood that the broken lines are for illustrative purposes only;

FIG. 2 is an enlarged side elevational view thereof;

FIG. 3 is a side elevational view of FIG. 2 in fully extended condition;

FIG. 4 is a side elevational view opposite to that shown in FIG. 2;

FIG. 5 is a rear elevational view of FIG. 2;

FIG. 6 is a front elevational view of FIG. 2;

FIG. 7 is a bottom plan view of FIG. 2; and

FIG. 8 is a top plan view of FIG. 2.




FIG. 3

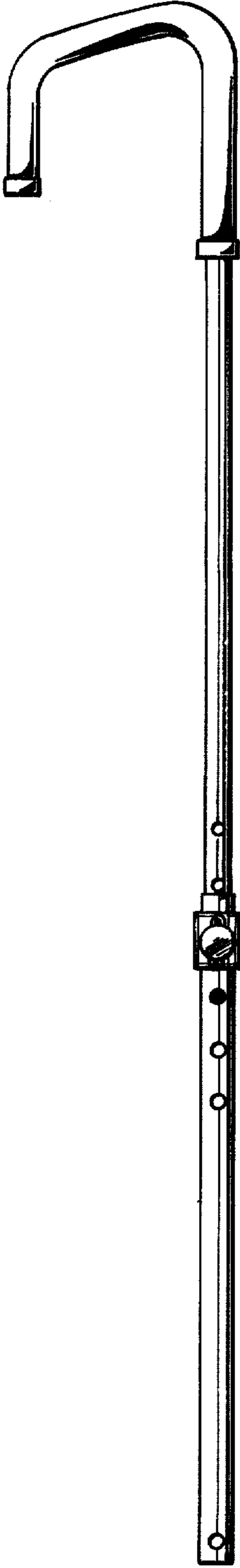


FIG. 2




FIG. 1

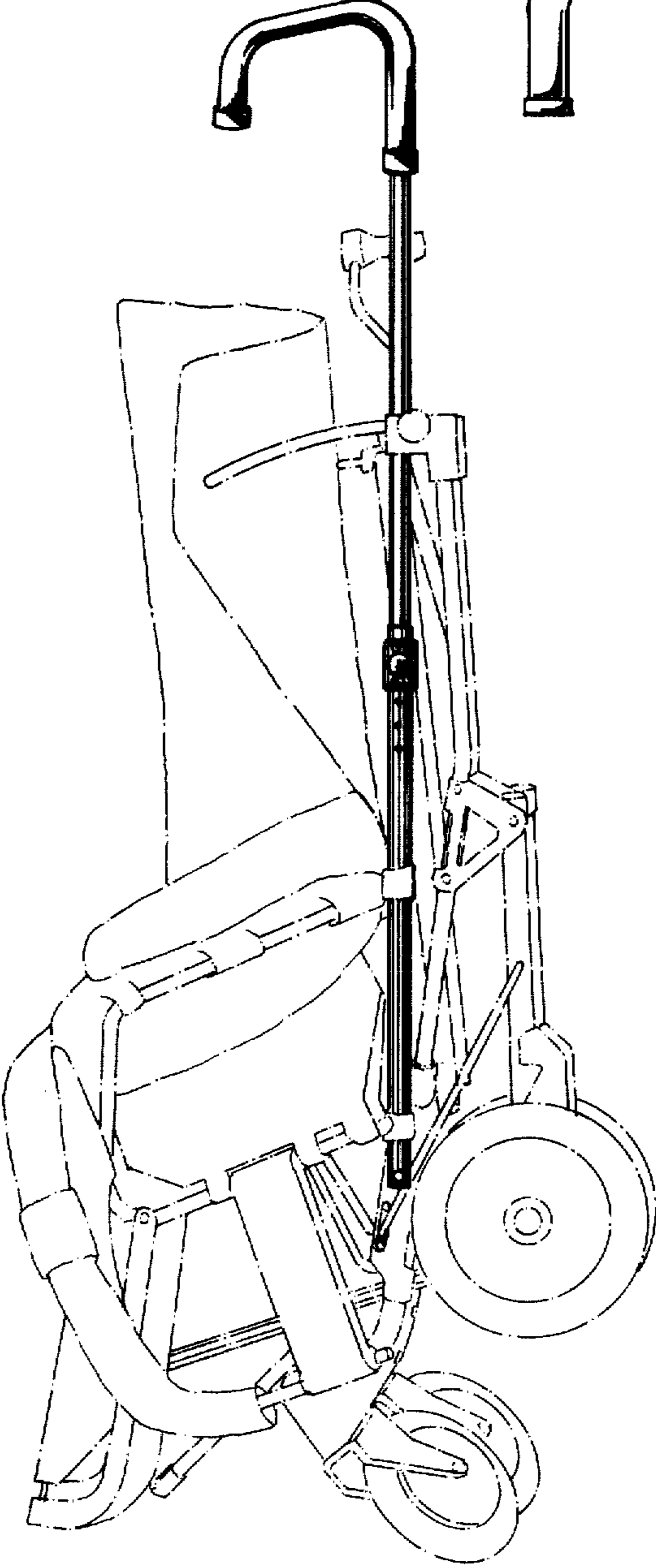


FIG. 4

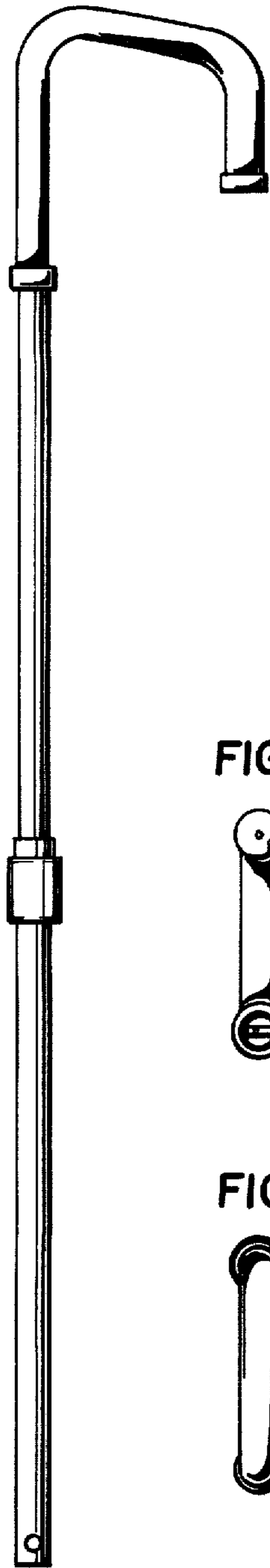


FIG. 5

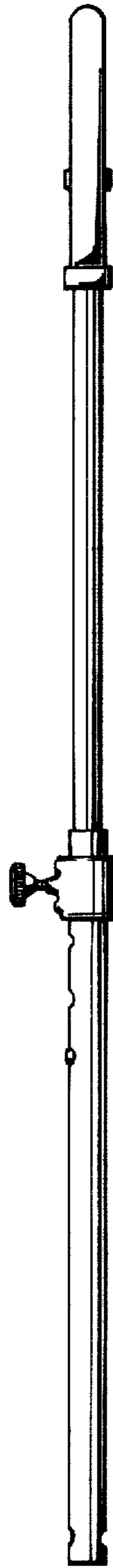


FIG. 6

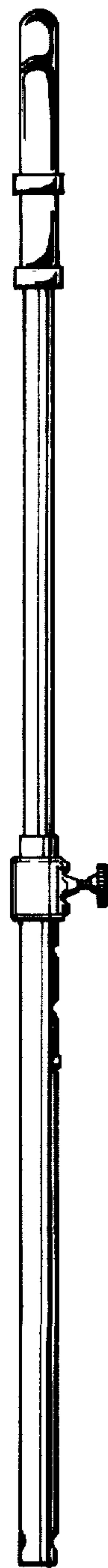


FIG. 7



FIG. 8

