

[54] **LIBRARY UNIT FOR ACCEPTING  
CANTILEVERED DOCUMENT-STORING  
COMPONENTS**

[75] Inventors: **Edmund T. Paquette**, Shrewsbury;  
**Frederick J. Moriarty**, Worcester,  
both of Mass.

[73] Assignee: **Wright Line Inc.**, Worcester, Mass.

[\*\*] Term: **7 Years**

[21] Appl. No.: **135,712**

[22] Filed: **Mar. 31, 1980**

[51] Int. Cl. .... **D6-06; D6-04**

[52] U.S. Cl. .... **D6/191; D6/181**

[58] Field of Search .... **D6/114, 130, 132-135,  
D6/181, 182, 184-186, 188-191; 108/59, 108,  
114, 152; 211/134, 135, 153, 186, 187; 312/242**

[56] **References Cited**

**U.S. PATENT DOCUMENTS**

D. 168,423 12/1952 **Schiffer** ..... **D6/184**  
D. 224,730 9/1972 **Propst et al.** ..... **D6/191**

3,244,127 4/1966 **Evans** ..... 108/108

**OTHER PUBLICATIONS**

*Intrex Furniture Catalogue*, Jul. 1977, p. 7, Storage Unit  
in center right.

*Primary Examiner*—**Leland A. Sebastian**

*Attorney, Agent, or Firm*—**Milton E. Gilbert; Gary E.  
Ross**

[57] **CLAIM**

The ornamental design for a library unit for accepting  
cantilevered document-storing components, as shown  
and described.

**DESCRIPTION**

FIG. 1 is a front elevational view of a library unit for  
accepting cantilevered document-storing components  
showing our new design;


FIG. 2 is a right side elevational view, the left side being  
substantially identical;


FIG. 3 is a rear elevational view;

FIG. 4 is a top plan view;


FIG. 5 is a bottom plan view; and

FIG. 6 is a front perspective view.






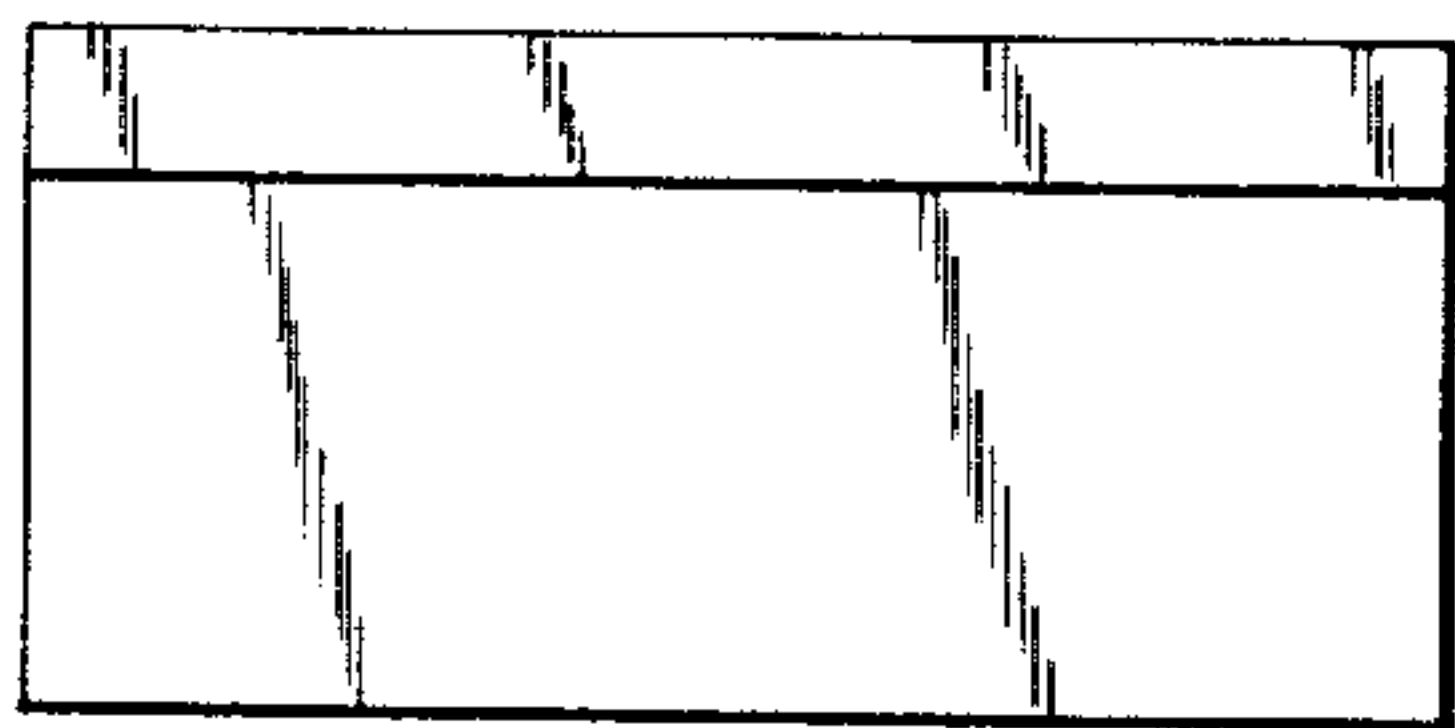
*FIG. 1*



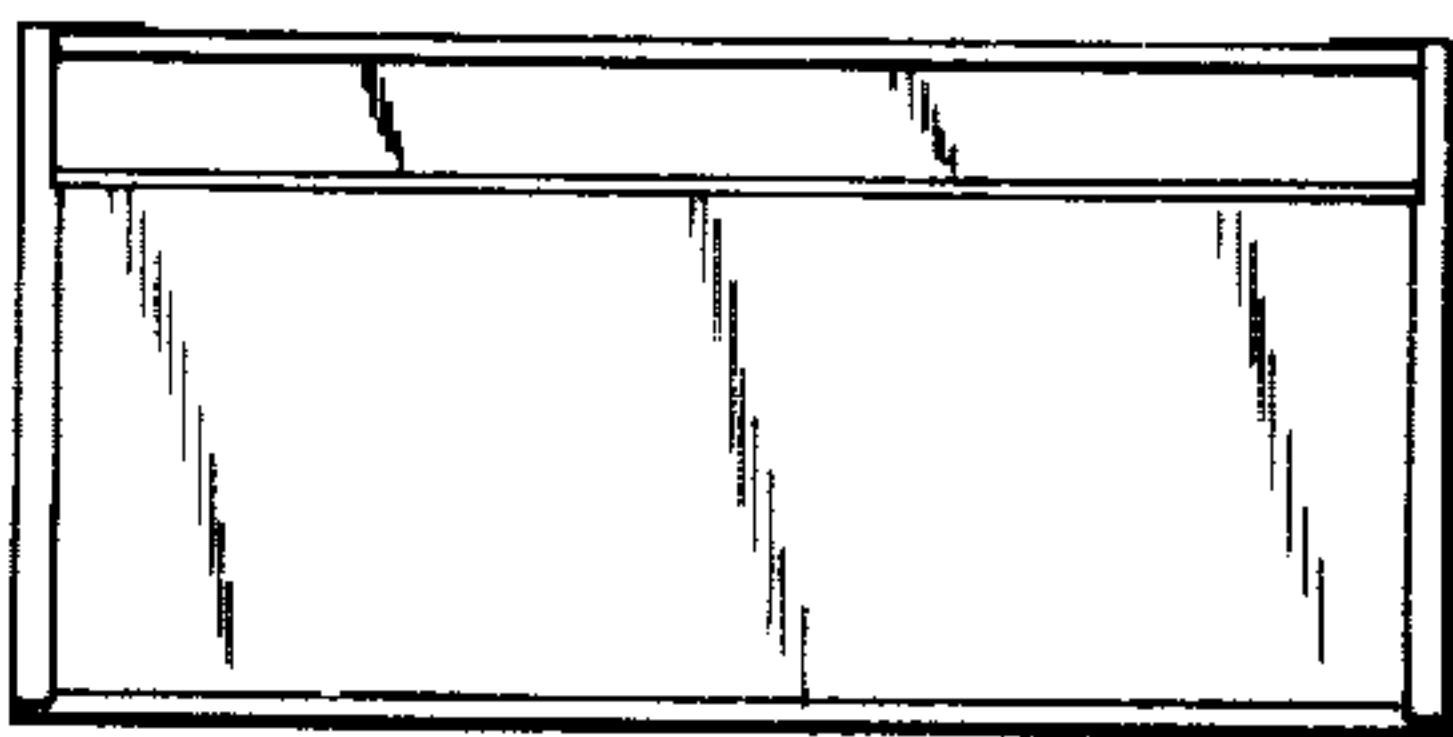
*FIG. 2*




*FIG. 3*



*FIG. 4*



*FIG. 5*



*FIG. 6*