

[54] LENS DISPLAY STAND

[76] Inventors: Milton B. Savage, deceased, late of Brooklyn, N.Y.; Sara Savage, executor; Bernard D. Kane, executor

[**] Term: 14 Years

[21] Appl. No.: 122,360

[22] Filed: Feb. 19, 1980

[51] Int. Cl. D06-04

[52] U.S. Cl. D6/157; D6/180; D6/188

[58] Field of Search D6/157, 180, 85, 181, D6/186, 188; D9/307, 341, 343; D19/35; D16/74, 78, 82, 83; D28/76, 99; 248/465; 206/316, 562, 563, 45.24

[56] References Cited

U.S. PATENT DOCUMENTS

D. 99,180 4/1936 Ball D6/180
D. 143,181 12/1945 Brodeur D6/85 X

D. 193,306 7/1962 Johnson, Jr. D6/180
D. 251,934 5/1979 Brown D6/180 X

Primary Examiner—Joel Stearman
Assistant Examiner—Carmen H. Vales
Attorney, Agent, or Firm—Albert F. Kronman

[57] CLAIM

The ornamental design for a lens display stand, substantially as shown and described.

DESCRIPTION

FIG. 1 is a left side elevational view of a lens display stand showing my new design, the opposite side being a mirror image thereof;

FIG. 2 is a front elevational view thereof, it being understood that the pattern is continuous along the path indicated by the broken lines;

FIG. 3 is a rear elevational view thereof, it being understood that the pattern is continuous along the path indicated by the broken lines; and

FIG. 4 is a partial sectional view taken along line 4-4 of FIG. 3.

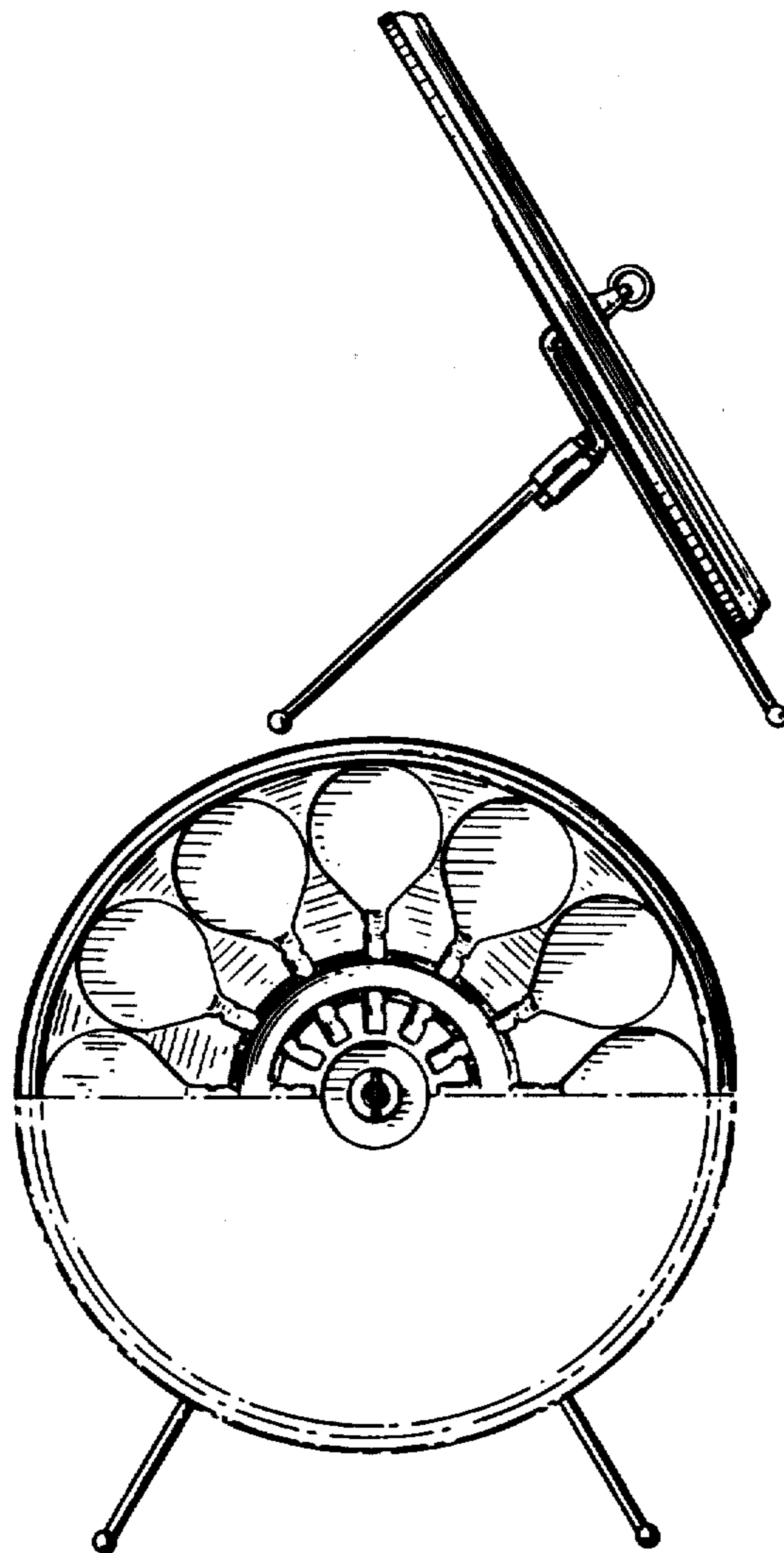


FIG. 1

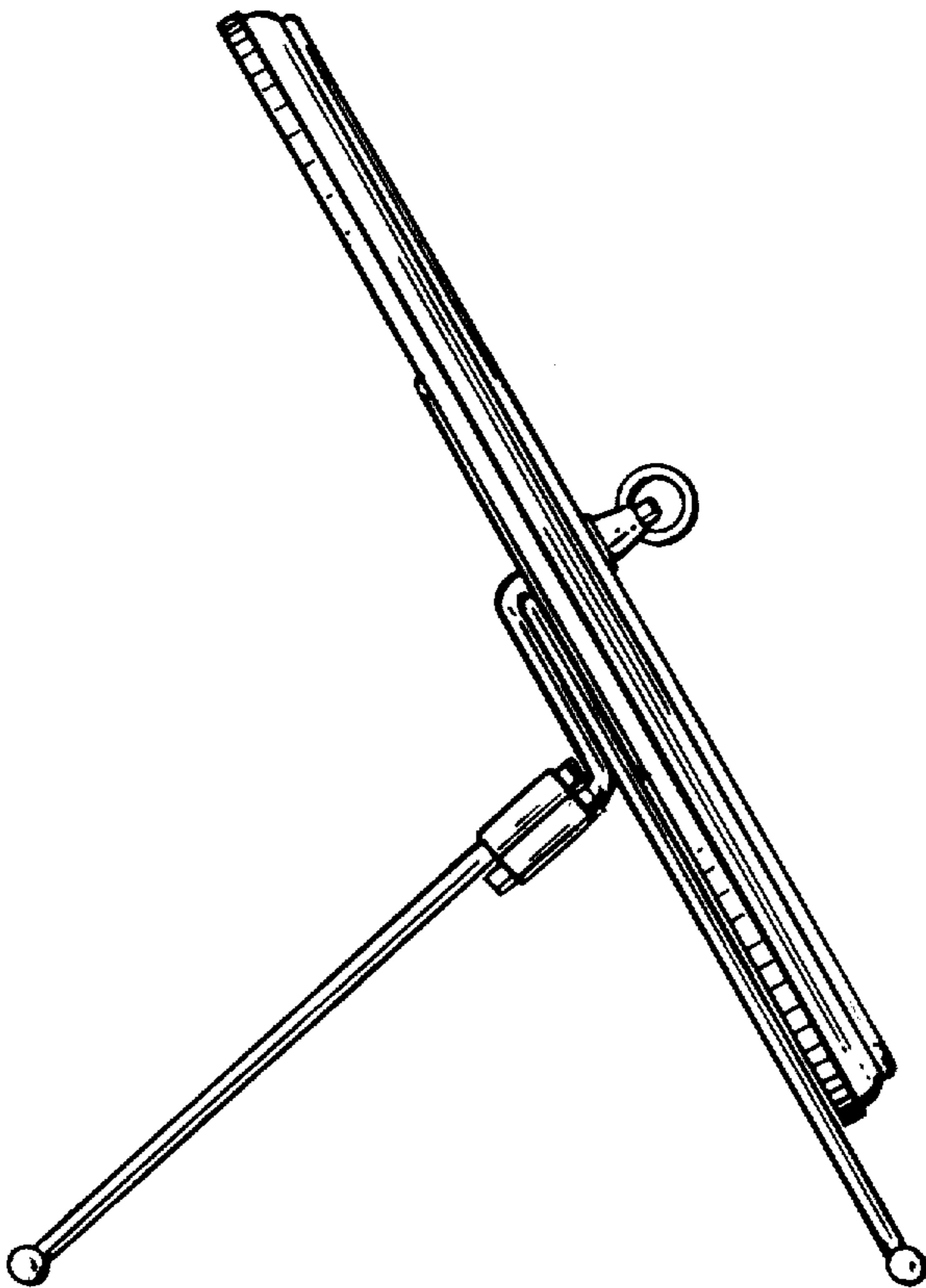


FIG. 2

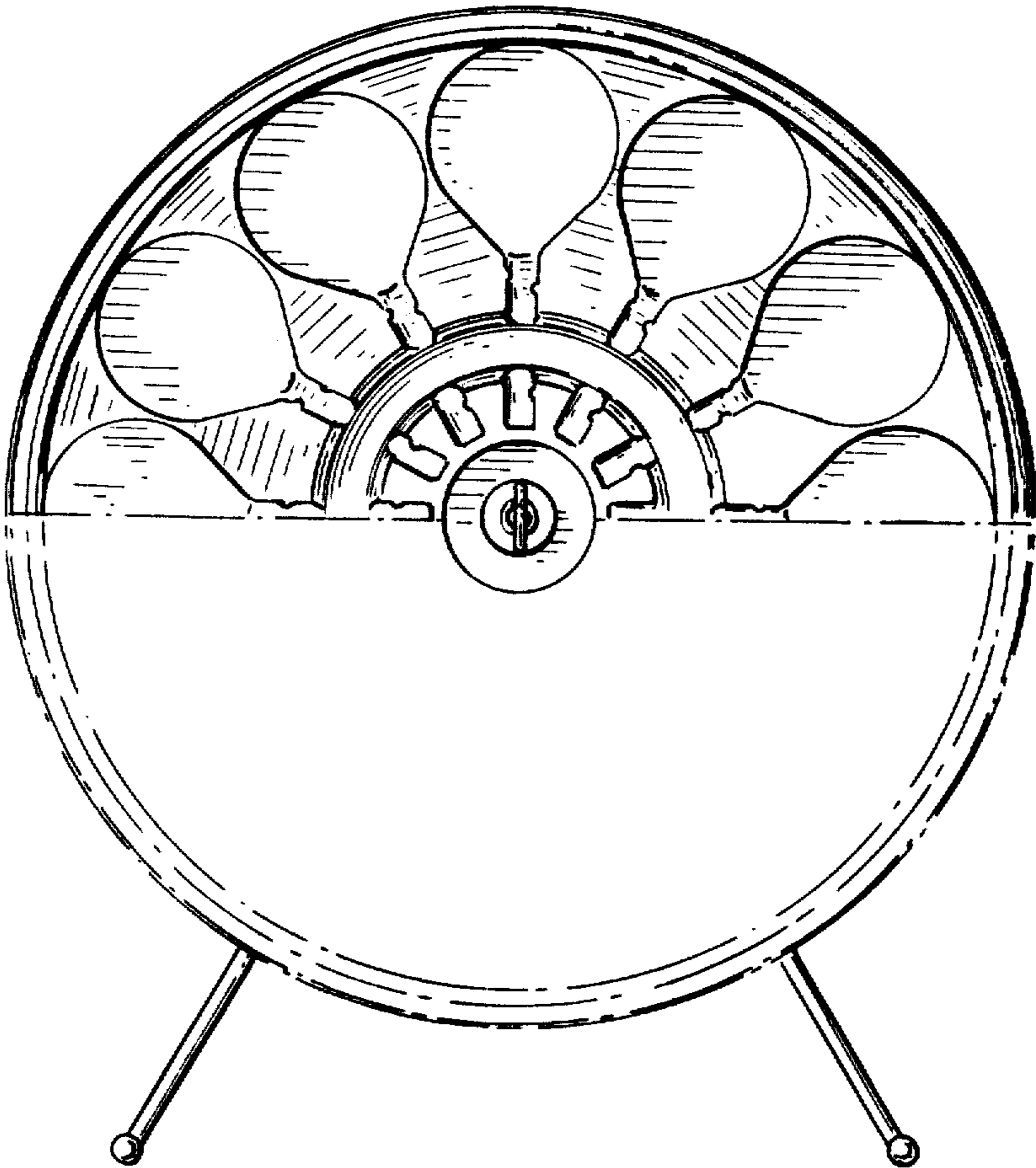



FIG. 3



4 ←

FIG. 4

