

[54] **COMBINED BOLT AND NUT THEREFOR**

[76] **Inventor:** **Stefan K. Hultin**, 503 E. Robinson St., Carson City, Nev. 89701

[**] **Term:** **3½ Years**

[21] **Appl. No.:** **247,892**

[22] **Filed:** **Mar. 26, 1981**

[51] **Int. Cl.** **D8-08**

[52] **U.S. Cl.** **D8/387; D8/388; D8/397**

[58] **Field of Search** **D8/387, 388, 399, 397; 411/378, 393, 394, 397, 400, 402, 411, 425, 427, 429, 430, 431, 531**

[56] **References Cited**

U.S. PATENT DOCUMENTS

D. 440,333 11/1890 Rogers 411/411

FOREIGN PATENT DOCUMENTS

1200816 8/1970 United Kingdom 411/531

OTHER PUBLICATIONS

Eslok Cat. 471, printed 2/70, p. 4, Flat Point and Cone Point.

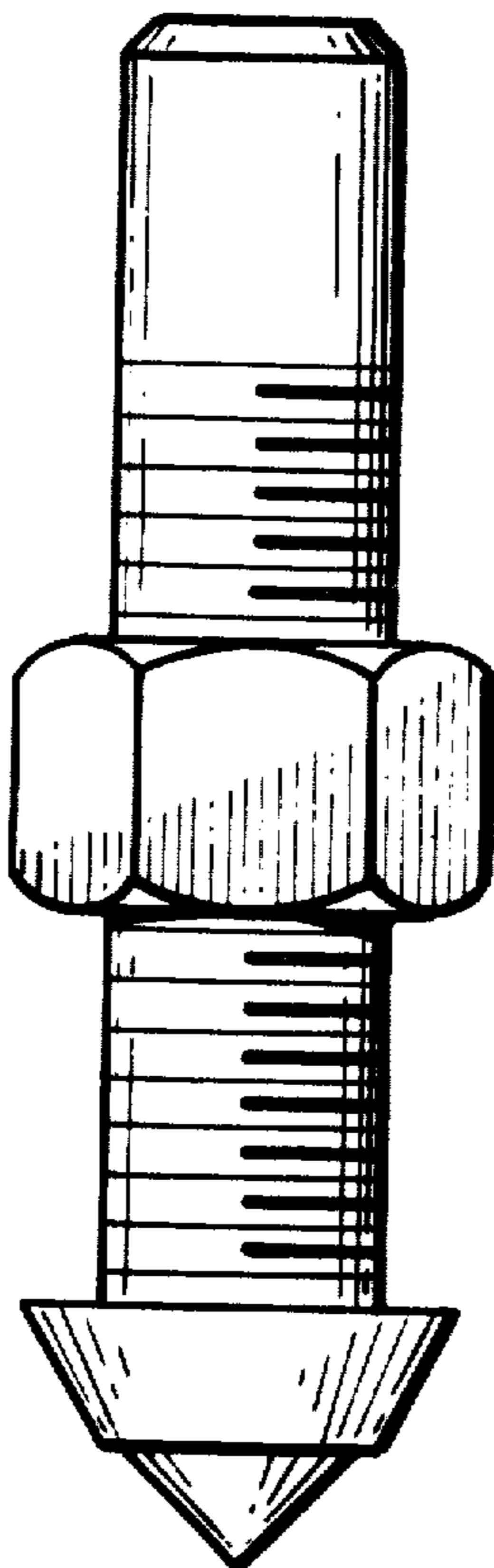
Primary Examiner—B. J. Bullock
Attorney, Agent, or Firm—Owen, Wickersham & Erickson

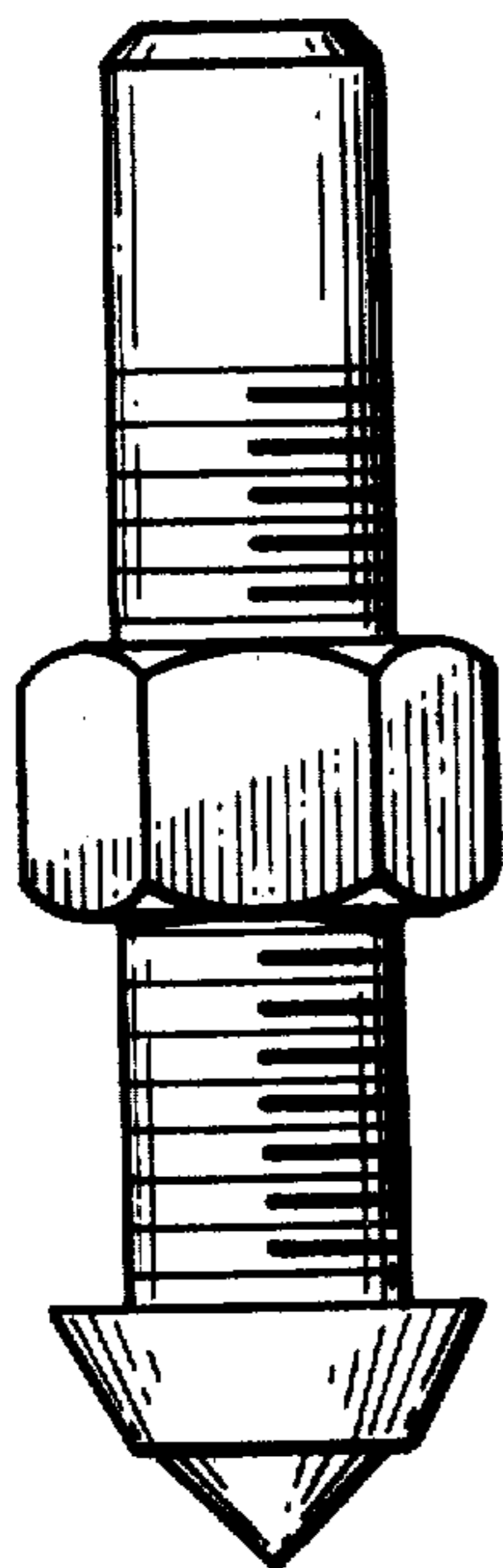
[57] **CLAIM**

The ornamental design for a combined bolt and nut therefor, substantially as shown.

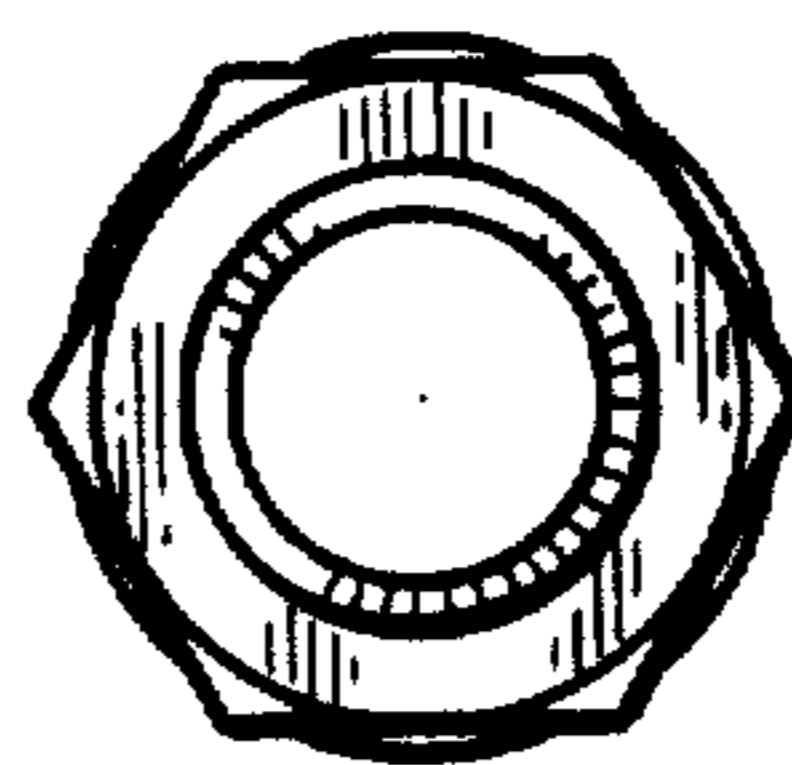
DESCRIPTION

FIG. 1 is a side elevational view of a combined bolt and nut therefor showing my new design;
FIG. 2 is a top view thereof;
FIG. 3 is a bottom view thereof.

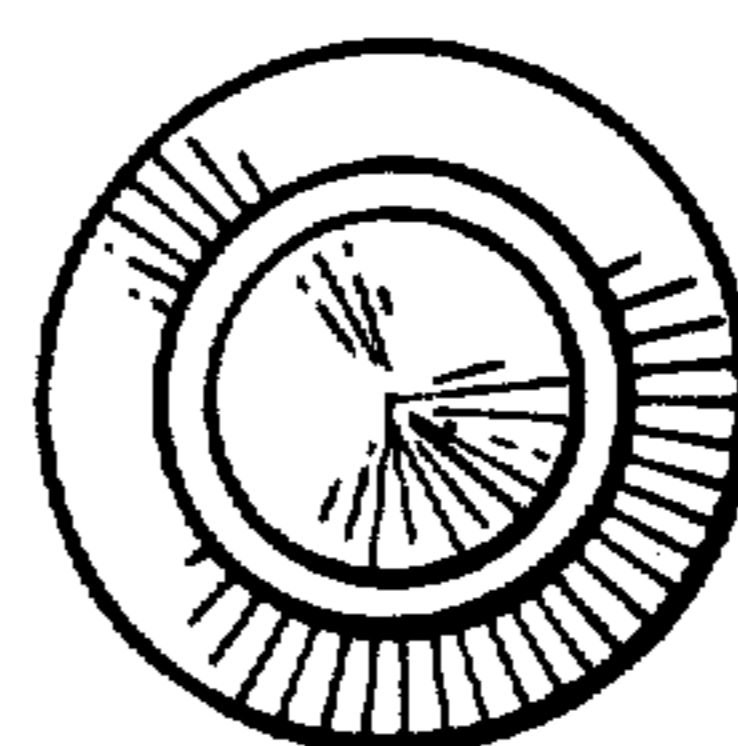




FIG_1



FIG_2



FIG_3