

[54] WRIST PEN HOLDER

[76] Inventor: Morris E. Cox, Lot 65, Linde Rd., Jackson, Miss. 39203

[**] Term: 14 Years

[21] Appl. No.: 195,831

[22] Filed: Oct. 10, 1980

Related U.S. Application Data

[63] Continuation-in-part of Ser. No. 932,045, Aug. 7, 1978, Pat. No. Des. 258,812.

[51] Int. Cl. D11-01; D02-99

[52] U.S. Cl. D11/2; D2/379; D2/402; D11/4

[58] Field of Search D2/383, 402, 379, 27; D11/2, 3, 4; 24/3 R, 3 A, 10 R; 224/164, 165, 166, 175, 267; D10/32

[56] References Cited

U.S. PATENT DOCUMENTS

| | | | | |
|------------|---------|-------------|-------|----------|
| D. 33,980 | 1/1901 | Mitchell | | D2/383 |
| D. 185,782 | 8/1959 | Lasting | | D11/3 X |
| 1,482,647 | 2/1924 | Gise | | D11/2 X |
| 1,603,044 | 10/1926 | Gise | | 24/3 A |
| 3,086,529 | 4/1963 | Munz et al. | | D2/402 X |

Primary Examiner—Joel Stearman
Assistant Examiner—Carmen H. Vales
Attorney, Agent, or Firm—Cushman, Darby & Cushman

[57] CLAIM

The ornamental design for wrist pen holder, substantially as shown and described.

DESCRIPTION

FIG. 1 is a top plan view of a wrist pen holder showing my new design in extended position, the bottom surface being substantially plain and unornamented; FIG. 2 is a perspective view thereof; FIG. 3 is a top plan view of another embodiment of the wrist pen holder of FIG. 1, the bottom surface being substantially plain and ornamented; and FIG. 4 is a perspective view thereof.





Fig. 1


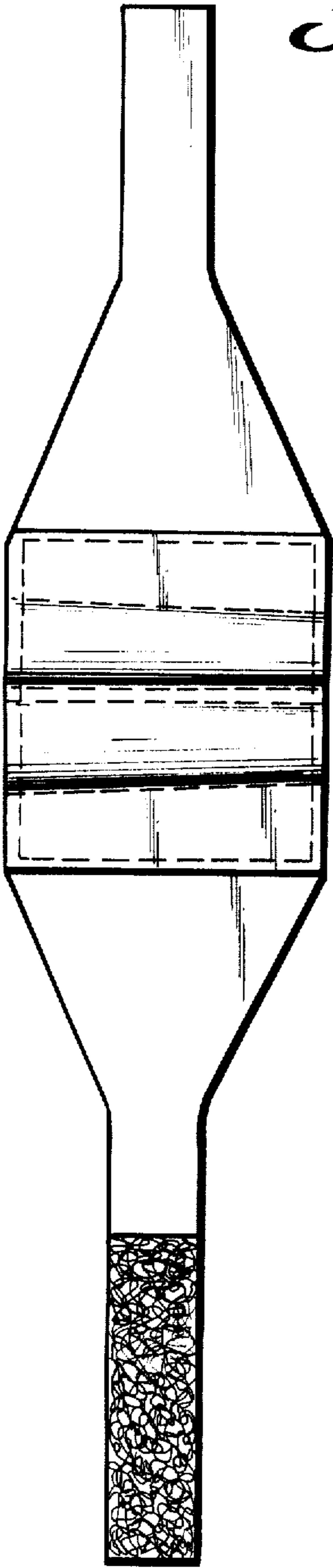


Fig. 2

Fig. 3

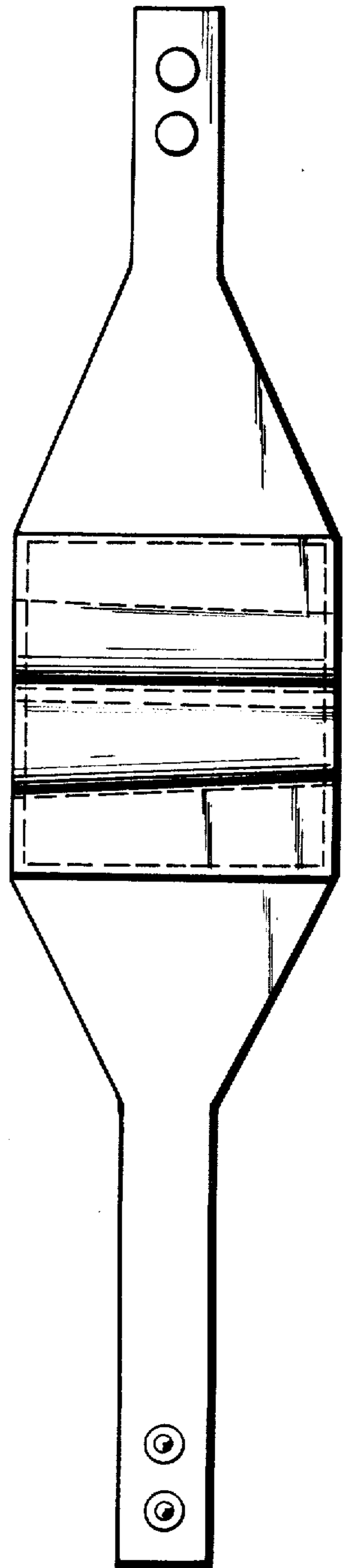


Fig. 4

