

[54] **COMBINED LAMP BASE AND CABINET**

[76] **Inventor:** James Knaeble, 16511 Fernando Way, Rosemount, Minn. 55068

[\*\*] **Term:** 14 Years

[21] **Appl. No.:** 110,916

[22] **Filed:** Jan. 10, 1980

[51] **Int. Cl.** ..... D26—05  
[52] **U.S. Cl.** ..... D26/58  
[58] **Field of Search** ..... D6/20; D26/93, 94, 51, D26/58, 101, 102, 103, 104, 105, 106, 107, 109, 110, 112, 118, 125; 362/806, 410, 411, 412, 414, 395, 367

[56] **References Cited**

**U.S. PATENT DOCUMENTS**

D. 201,295 6/1965 Robichaud ..... D26/58  
D. 220,642 5/1971 Morehead ..... D26/106 X  
3,248,532 4/1966 Bright ..... 362/806 X

*Primary Examiner*—Susan J. Lucas

[57] **CLAIM**

The ornamental design for a combined lamp base and cabinet, substantially as shown.

**DESCRIPTION**

FIG. 1 is a front perspective view of a combined lamp base and cabinet showing my new design;  
FIG. 2 is a back view;  
FIG. 3 is a side view;  
FIG. 4 is a top view;  
FIG. 5 is a bottom view.




Fig. 1




Fig. 2




Fig. 3

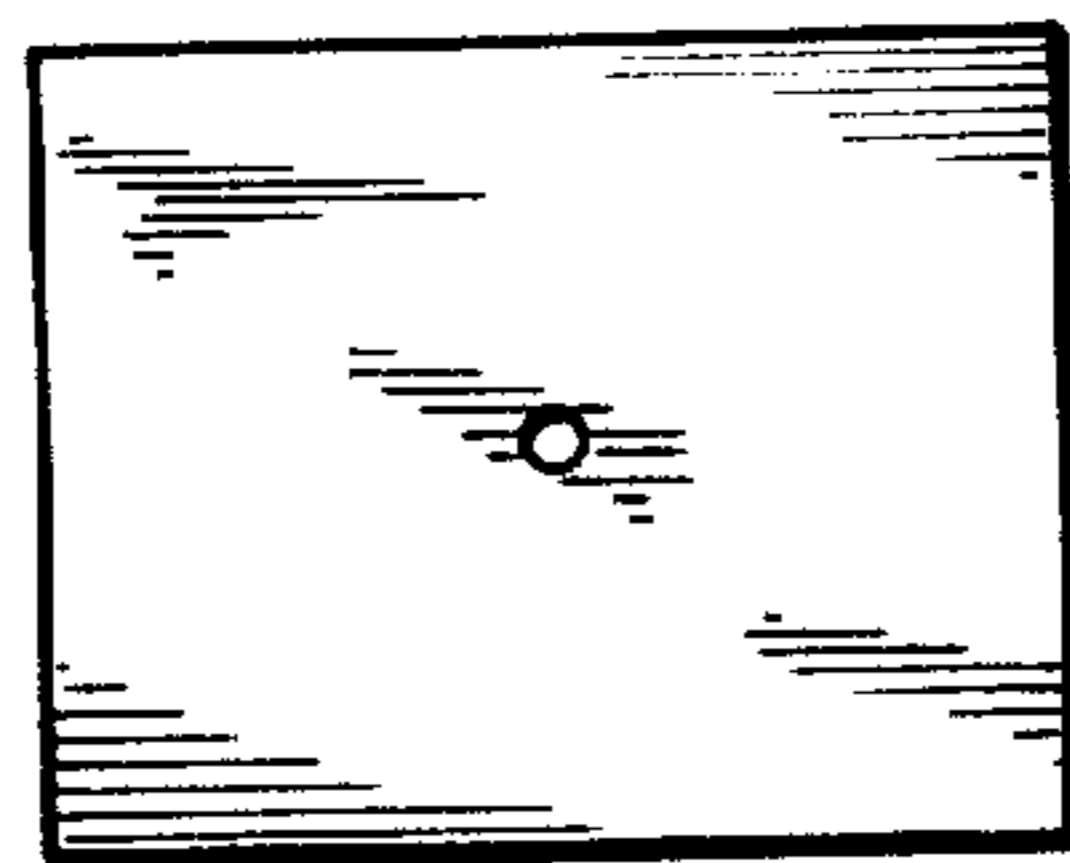
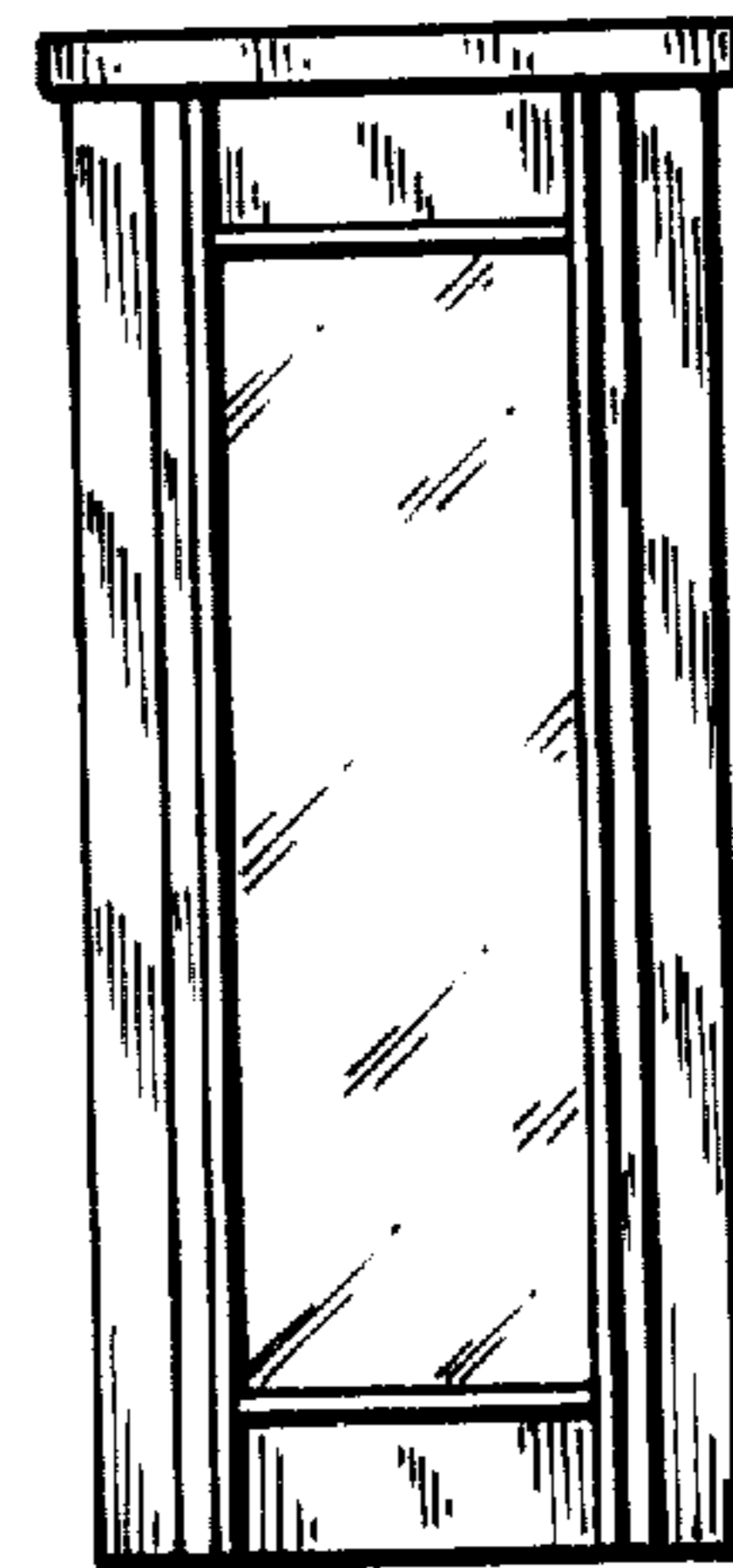


Fig. 4

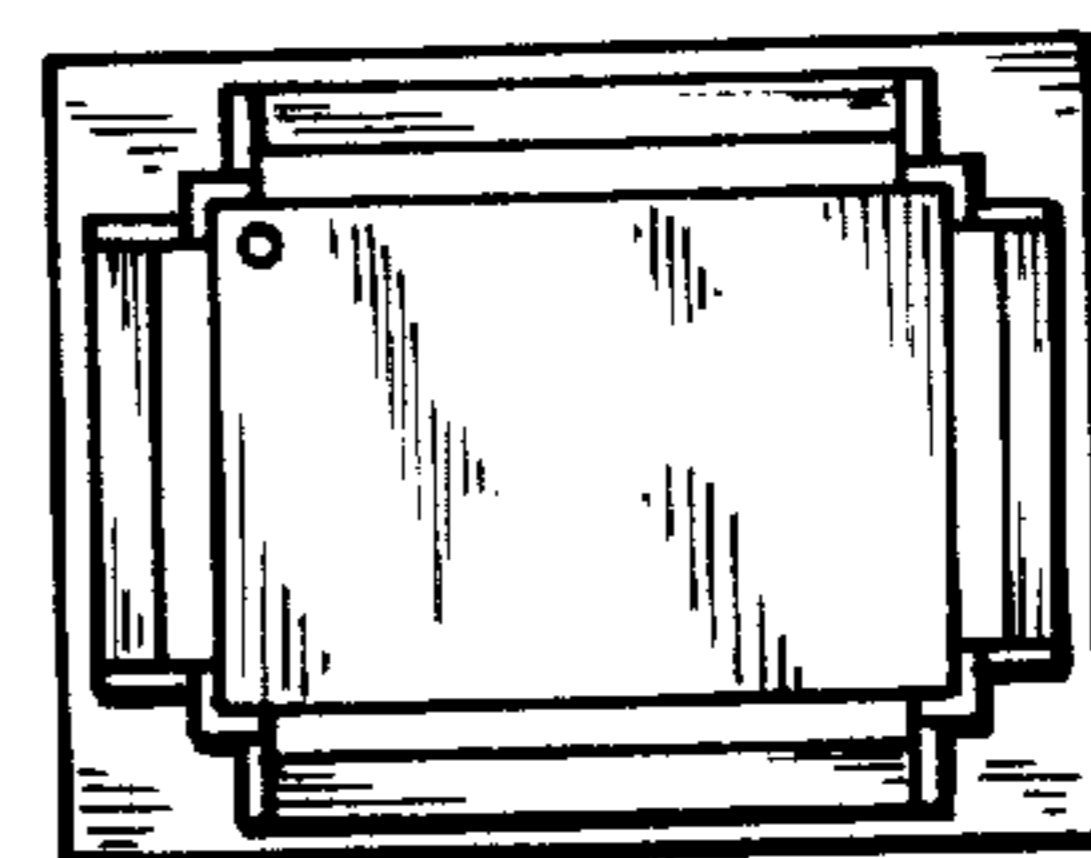


Fig. 5