

[54] RING

[76] Inventor: Michael W. Wefler, P.O. Box 524, Hobart, Ind. 46342

[\*\*] Term: 14 Years

[21] Appl. No.: 213,304

[22] Filed: Dec. 5, 1980

[51] Int. Cl. .... D11-01

[52] U.S. Cl. .... D11/30

[58] Field of Search ..... D11/1-3, D11/5, 26-30, 34-39; 63/1 R-3, 15-15.8

[56] References Cited

U.S. PATENT DOCUMENTS

- D. 163,424 5/1951 Simpson ..... D11/27
- D. 171,846 3/1954 Cianno ..... D11/30
- 3,307,374 3/1967 Kirshbaum ..... D11/37 X

OTHER PUBLICATIONS

*European Jeweler*, 4/1978, p. 7-Schmidt-Staub & Co., finger ring at right.

*Primary Examiner*—Louis S. Zarfes  
*Attorney, Agent, or Firm*—Oltsch, Knoblock & Hall

[57] CLAIM

The ornamental design for a ring, as shown and described.

DESCRIPTION

FIG. 1 is a front perspective view of a ring showing my new design;

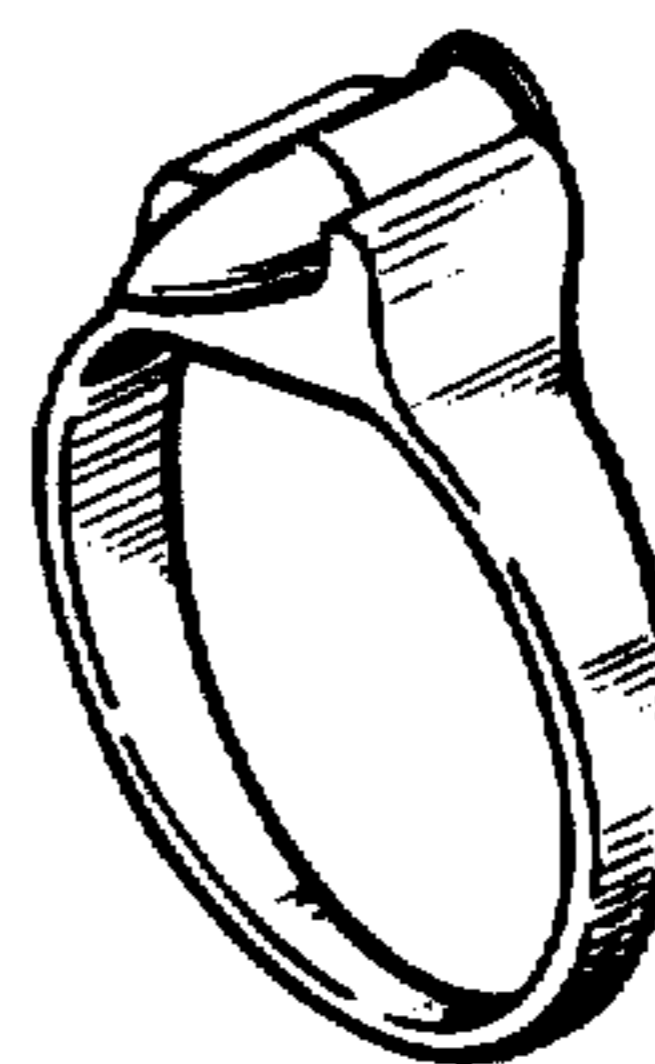
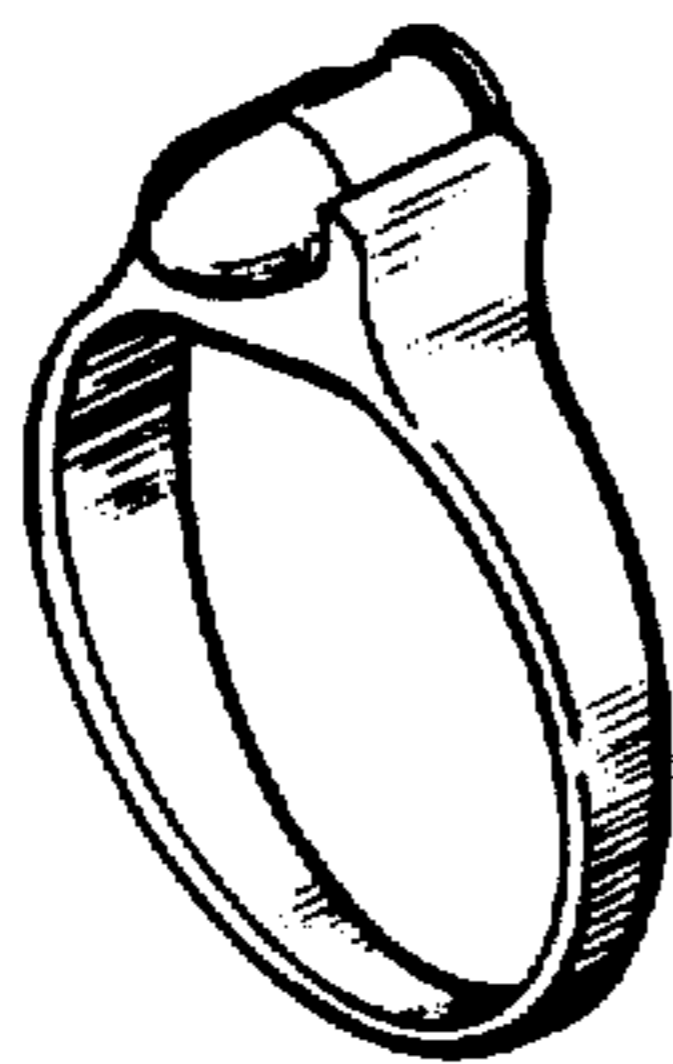
FIG. 2 is a front perspective view of a ring showing a modified form of my new design;

FIG. 3 is a side elevational view of the ring of FIG. 1 with the opposite side thereof being of a mirror image;

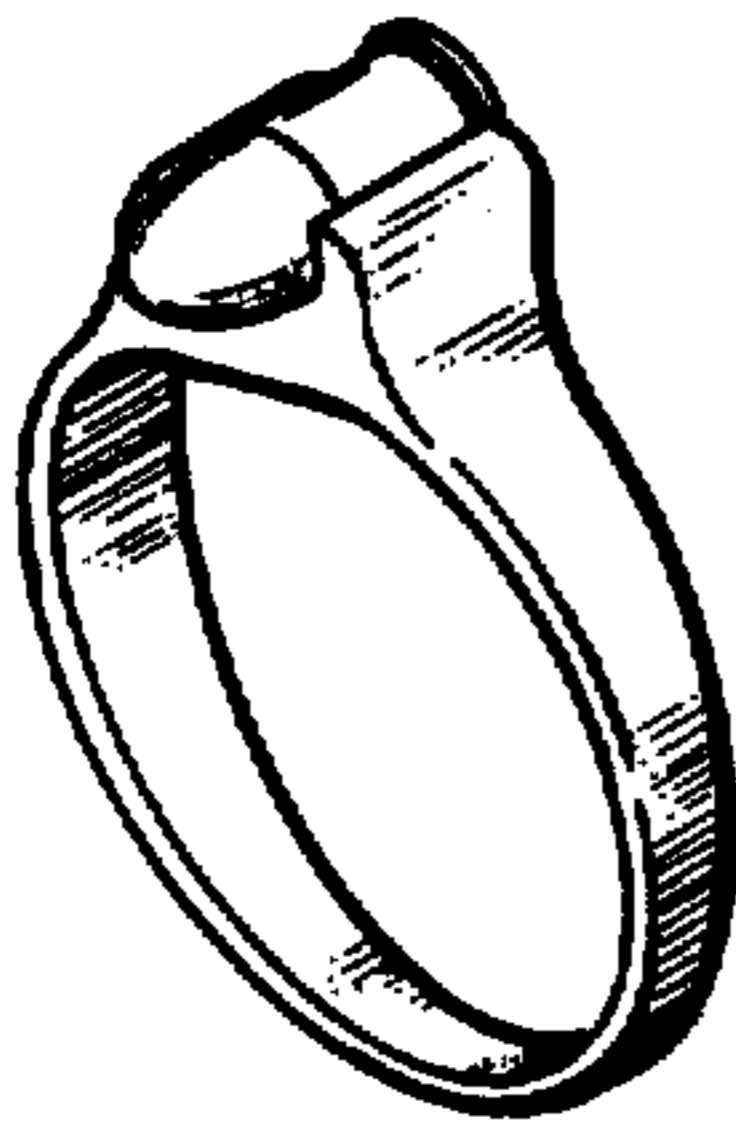
FIG. 4 is a side elevational view of the ring of FIG. 2 with the opposite side thereof being of a mirror image;

FIG. 5 is a rear elevational view of the ring of FIG. 1; and

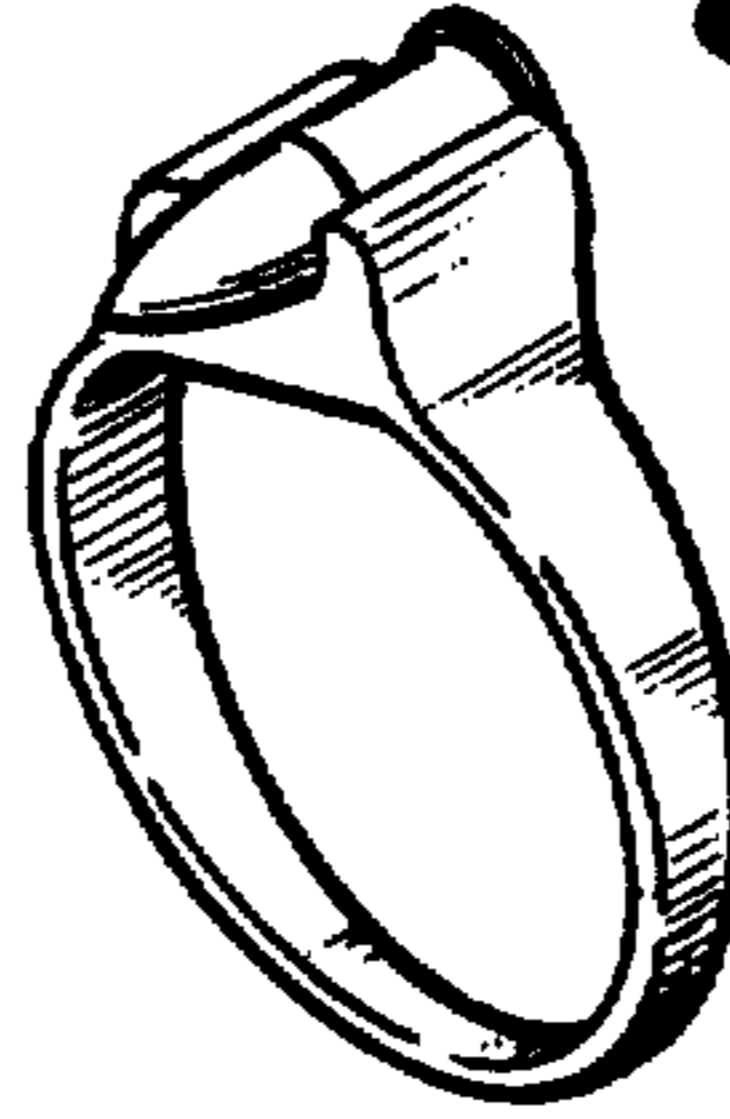
FIG. 6 is a rear elevational view of the ring of FIG. 2.



**fig. 1**



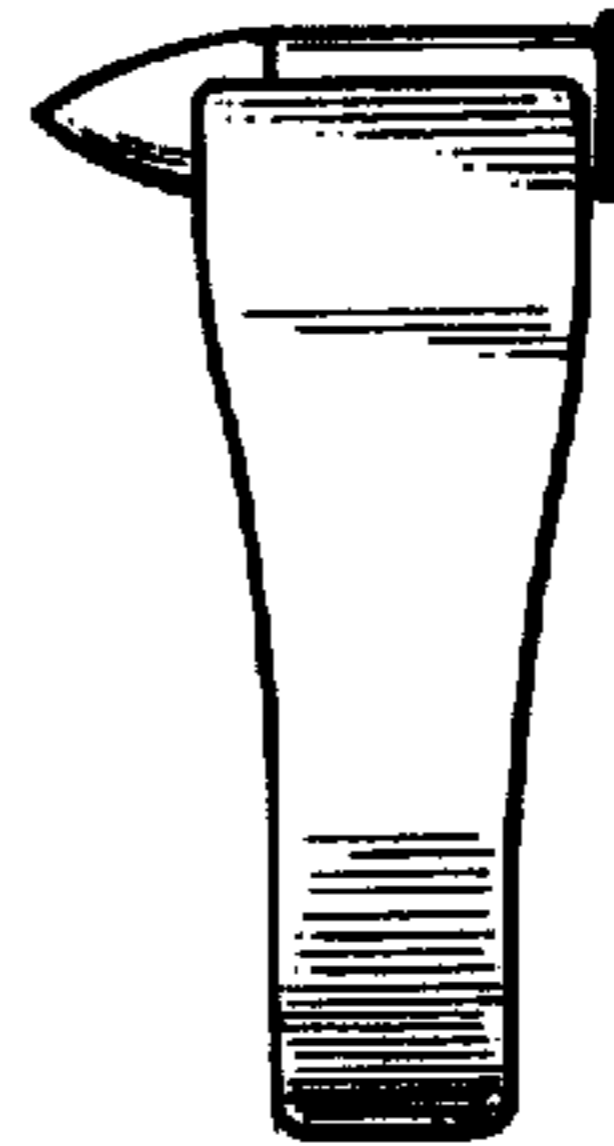
**fig. 2**




**fig. 3**



**fig. 4**



**fig. 5**



**fig. 6**

