

[54] COMBINED BUTCHER BLOCK AND  
CUTLERY CABINET

[76] Inventor: Wayne Thompson, Echo Trail,  
Bethania, County of Forsyth, N.C.  
27010

[\*\*] Term: 14 Years

[21] Appl. No.: 157,949

[22] Filed: Jun. 9, 1980

[51] Int. Cl. .... D07—04

[52] U.S. Cl. .... D7/46; D6/158;  
D7/73

[58] Field of Search .... D7/46, 41, 73, 74;  
D6/158, 129, 154; 269/302.1, 289

[56] References Cited

U.S. PATENT DOCUMENTS

D. 140,595 3/1945 Browne et al. .... D7/46  
157,283 12/1874 Gurney ..... 269/302.1 X  
3,448,883 6/1969 Boswell ..... D7/46 X

FOREIGN PATENT DOCUMENTS

175343 2/1917 Canada ..... 269/289

OTHER PUBLICATIONS

*W. Bell & Co. 1979 Cat.*, ©1978, p. 292, item M "Chopping Block" with Concealed Tray, lower left area.  
*W. Bell & Co. 1979 Cat.*, ©1978, p. 292, item L "Parquet Chopping Block", r. corner of lower panel.  
*Best Products 1977 Buyer's Book*, No. 120B, p. 165, item A—top left Silver Chest (Walnut Finished).

*Primary Examiner*—Winifred E. Herrmann  
*Attorney, Agent, or Firm*—Charles R. Rhodes; Judith G. Smith

[57] CLAIM

The ornamental design for a combined butcher block and cutlery cabinet, as shown and described.

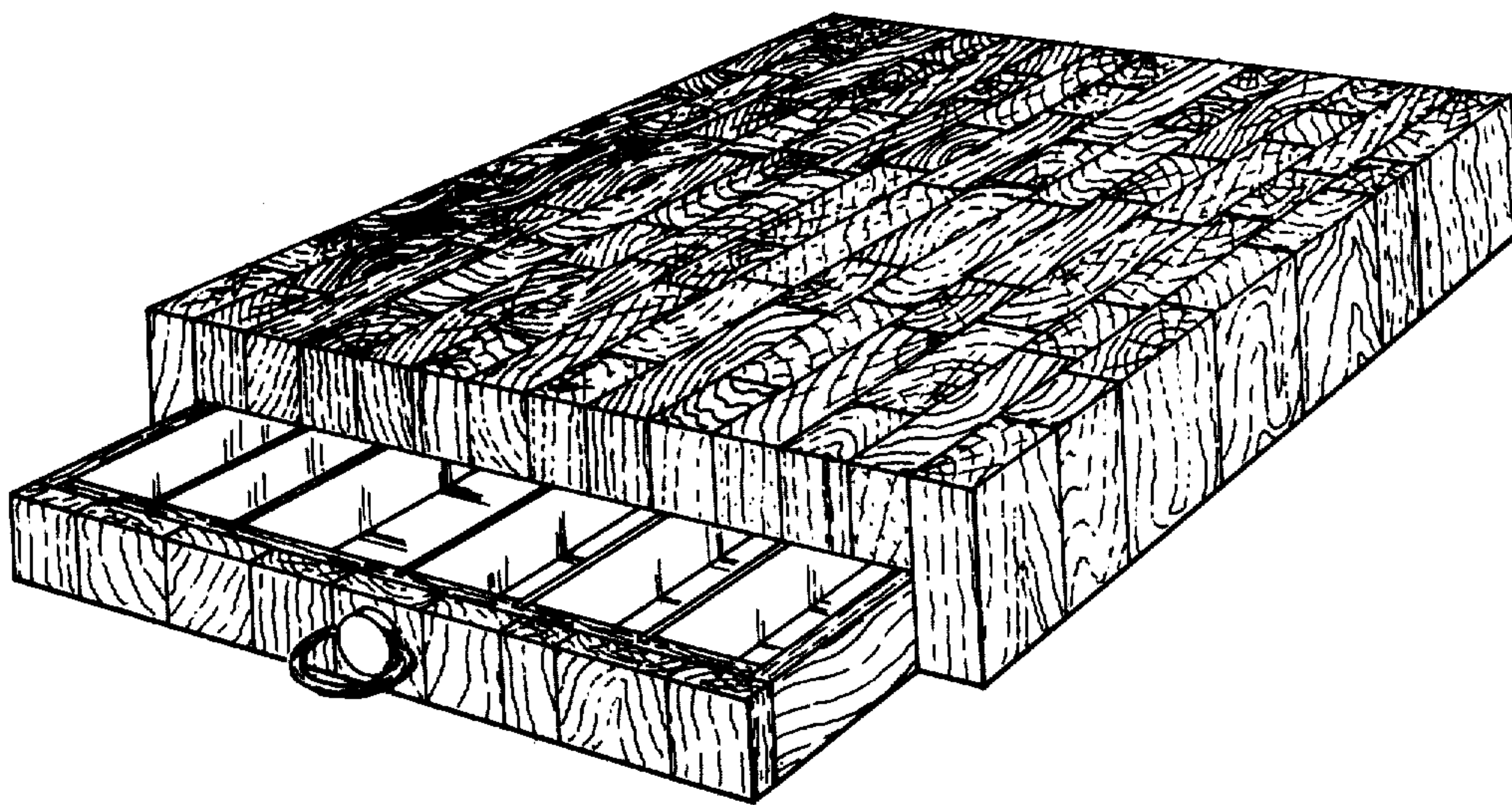
DESCRIPTION

FIG. 1 is a perspective view of my new design for a combined butcher block and cutlery cabinet looking at one end, the front side, and the top thereof with the drawer partially open.

FIG. 2 is a perspective view thereof looking at the other end, the front, and the bottom thereof with the drawer partially open.

The rear side is substantially identical to the front with the exception that the upper and lower horizontal segments are both stationary and there is no hardware thereon.

The design has the characteristic feature of appearing to be a substantially solid butcher block when the cutlery drawer is in its closed position.






FIG. 2

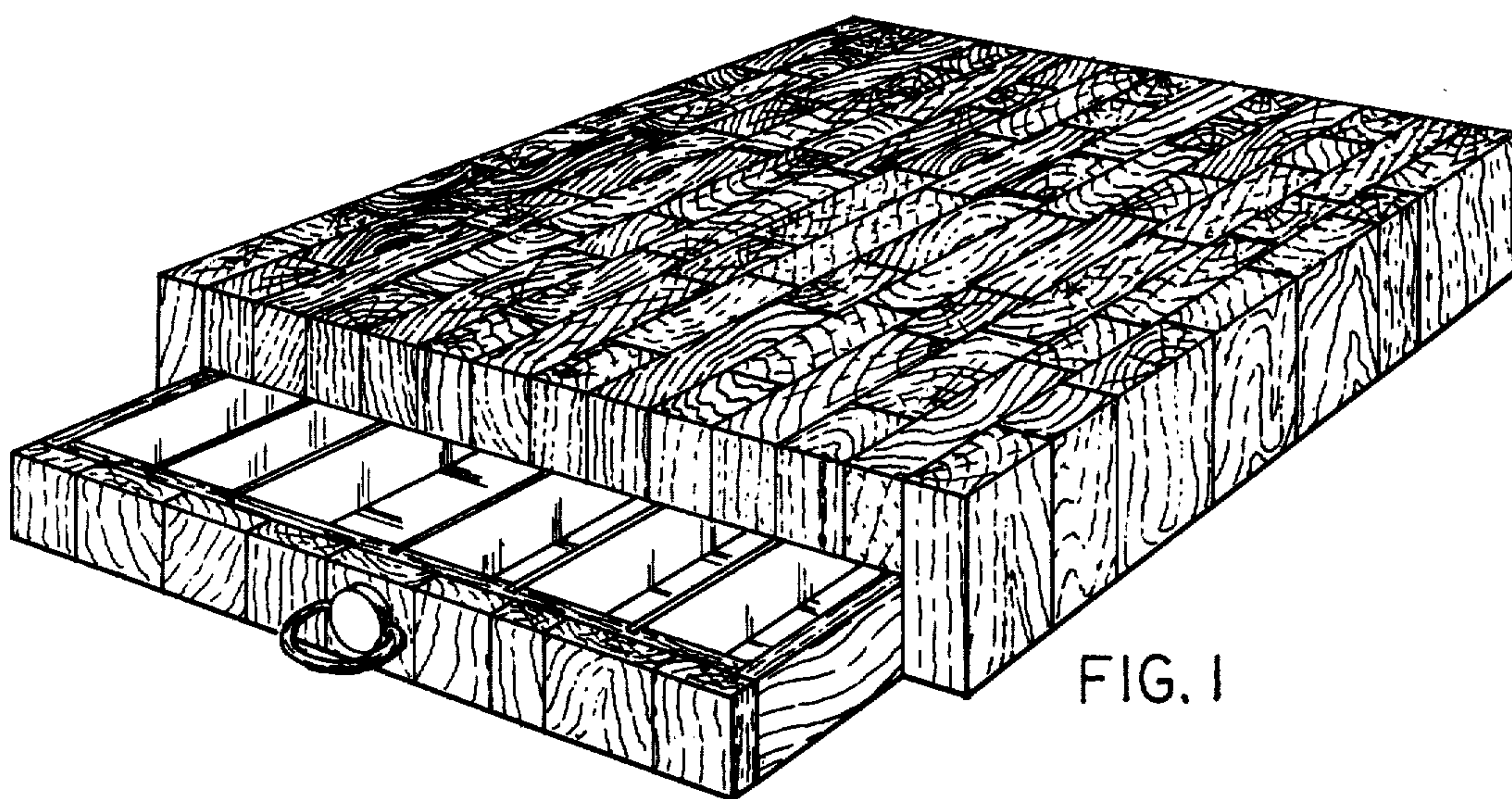


FIG. 1