

[54] STIRRUP STRAP

4,091,808 5/1978 Nelson 128/DIG. 15

[75] Inventors: Vance M. Hubbard, Euless; Welton K. Brunson, Bedford, both of Tex.

OTHER PUBLICATIONS

Zimmer Product Encyclopedia, ©1979, Section F-52, Traction Strap Kit.

[73] Assignee: Tecnol, Inc., Fort Worth, Tex.

Primary Examiner—Bernard Ansher
Attorney, Agent, or Firm—Jerry W. Mills

[**] Term: 14 Years

[21] Appl. No.: 184,624

[22] Filed: Sep. 5, 1980

[57] CLAIM

The ornamental design for a stirrup strap, as shown.

[51] Int. Cl. D24-05

DESCRIPTION

[52] U.S. Cl. D24/64; D24/34;

D24/49; D24/99

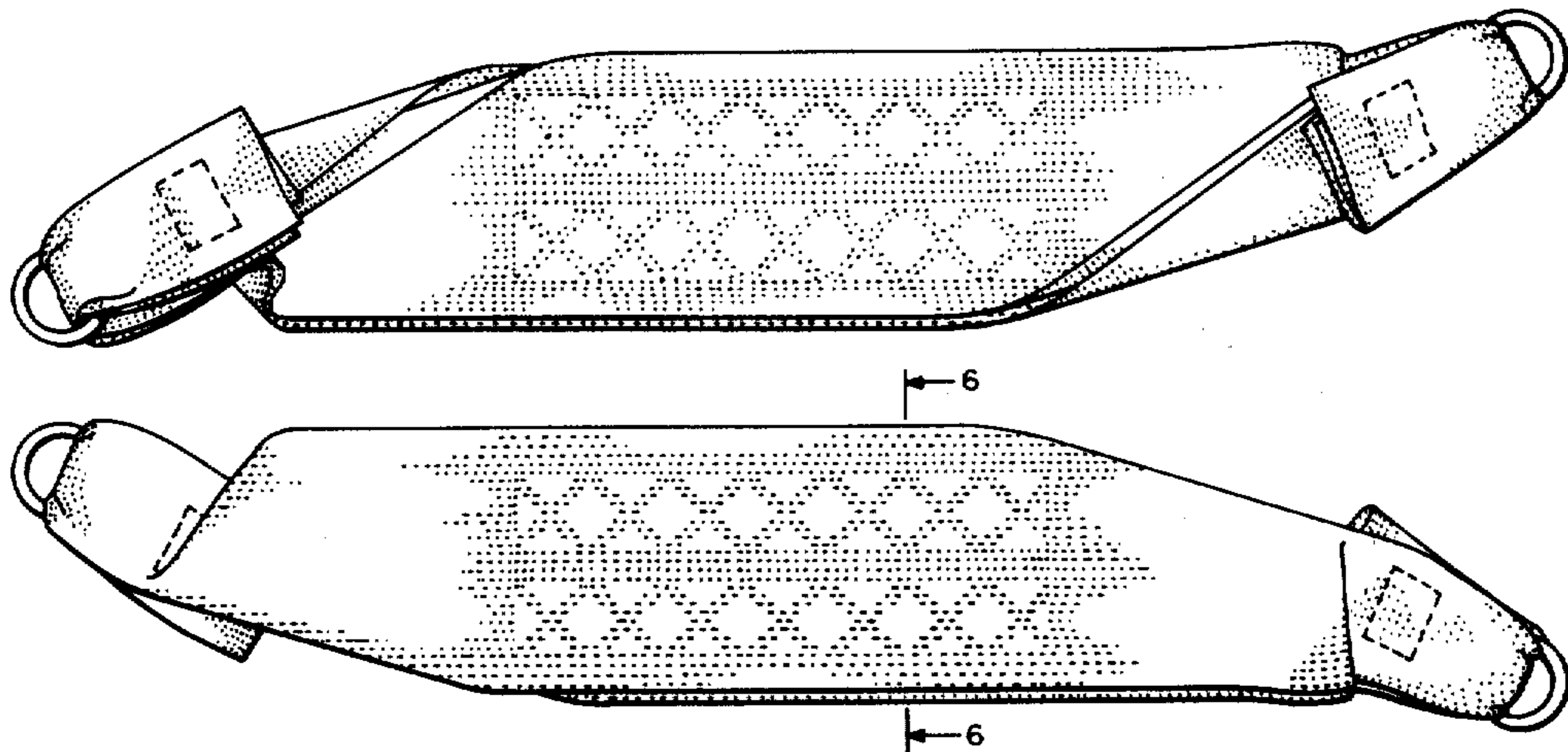
[58] Field of Search 128/165, 166, 132, 133,
128/134, 94, 95, DIG. 15; D24/64, 49, 34;
D2/27

FIG. 1 is a top plan view of the present stirrup strap;
FIG. 2 is a bottom plan view thereof;
FIG. 3 is a side view thereof;
FIG. 4 is a side view of the stirrup strap shown in an
expanded apart position;
FIG. 5 is an end view of the present stirrup strap; and
FIG. 6 is a slightly enlarged sectional view of the pre-
sent invention taken along the section lines 6-6 in FIG.
2.

[56] References Cited

U.S. PATENT DOCUMENTS

- D. 251,388 3/1979 Burns et al. D24/99
- 3,194,232 7/1965 Rickenbach D24/3 UX



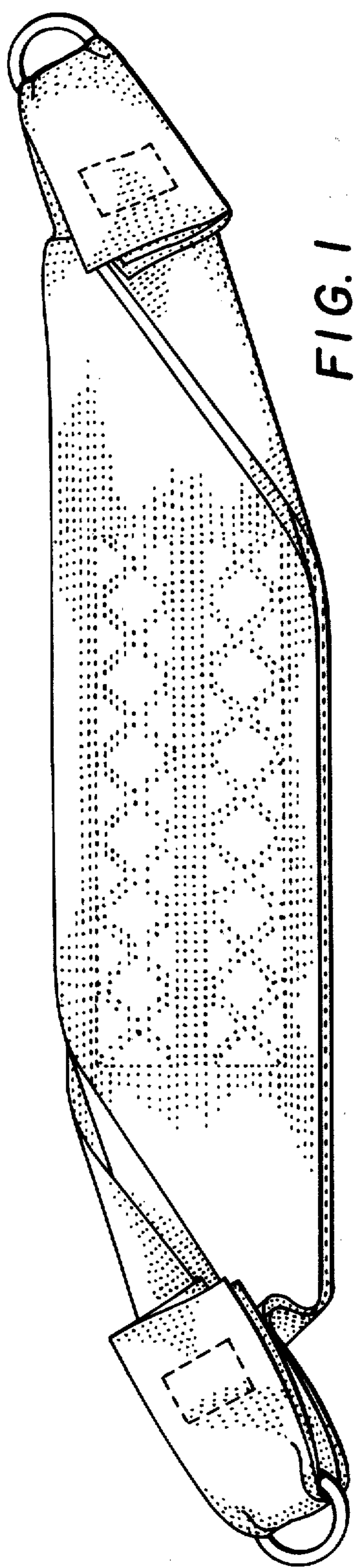


FIG. 1

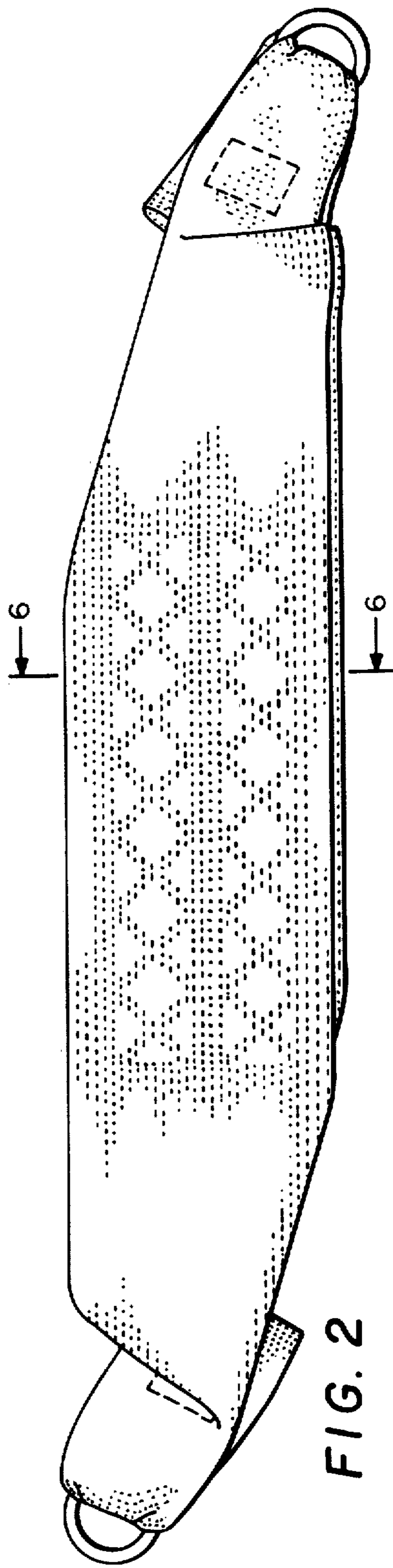


FIG. 2



FIG. 3




FIG. 4



FIG. 6



FIG. 5