

[54] TOY PENDANT

D. 247,688 4/1978 Nakao et al. .... D21/64

[75] Inventors: Yoichi Abe, Tokyo; Hajime Matsumoto, Chiba, both of Japan

OTHER PUBLICATIONS

Mattel Game Catalog-1970, p. 2, Toy Cat.

[73] Assignee: Toybox Corporation, Tokyo, Japan

Primary Examiner—Charles A. Rademaker  
Attorney, Agent, or Firm—Staas & Halsey

[\*\*] Term: 14 Years

[57] CLAIM

[21] Appl. No.: 29,036

The ornamental design for a toy pendant, as shown and described.

[22] Filed: Apr. 11, 1979

[51] Int. Cl. .... D21-01

DESCRIPTION

[52] U.S. Cl. .... D21/62; D21/109; D21/163

FIG. 1 is a front elevational view of the toy pendant embodying my new design;

[58] Field of Search ..... D11/7; D21/163, 59, D21/62, 109, 64; 46/1 R

FIG. 2 is a rear elevational view thereof;

FIG. 3 is a right side elevational view thereof;

FIG. 4 is a left side elevational view thereof;

FIG. 5 is a top plan view thereof; and

FIG. 6 is a bottom plan view thereof.

[56] References Cited

U.S. PATENT DOCUMENTS

- D. 87,663 8/1932 Gardner ..... D21/163
- D.184,195 12/1958 Reibung ..... D11/7

The cord member is shown in fragment in the drawings and is of indeterminate length.




FIG. 1.




FIG. 2.

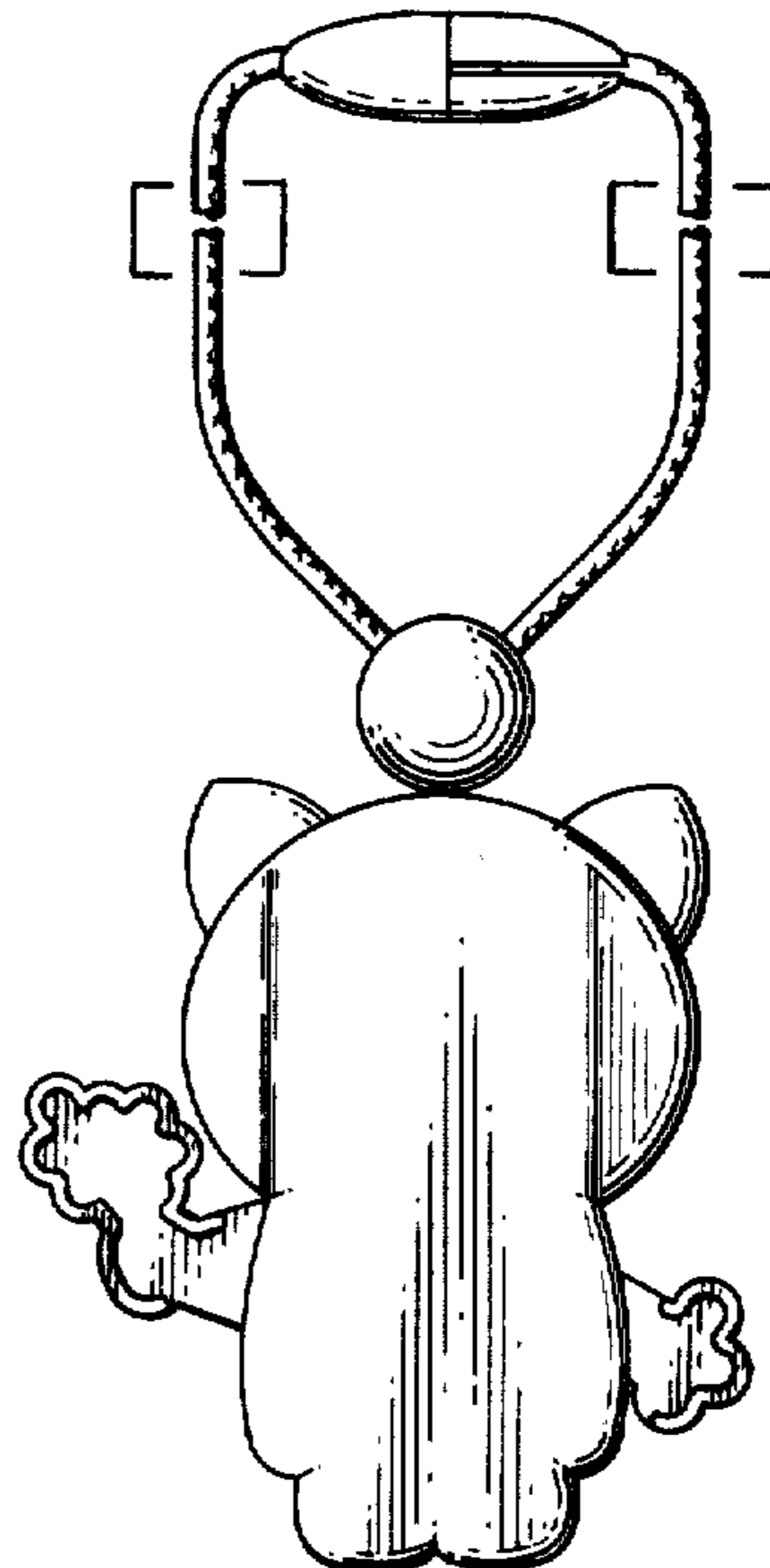


FIG. 3.



FIG. 4.



FIG. 5.

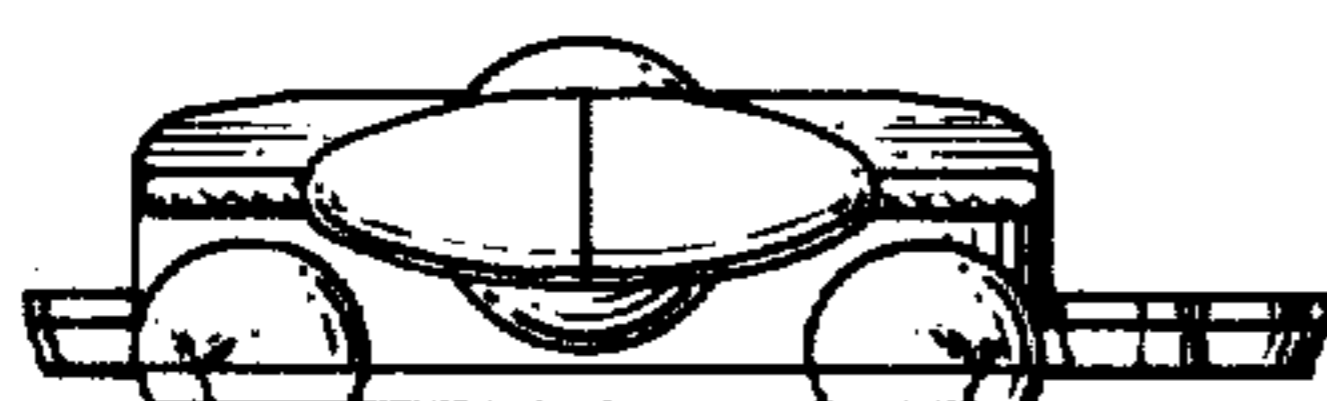


FIG. 6.

