

[54] **PAINT ROLLER**

[75] Inventor: **Kiyoshi Hori, Osaka, Japan**
[73] Assignee: **Nippon Paint Co., Ltd., Osaka, Japan**
[**] Term: **14 Years**
[21] Appl. No.: **275,224**
[22] Filed: **Jun. 19, 1981**

[30] **Foreign Application Priority Data**
Dec. 19, 1980 [JP] Japan 55-53451

[51] Int. Cl. **D4—04; D8—05**
[52] U.S. Cl. **D4/38.1**
[58] Field of Search **D4/38.1; 15/230.11;**
D59/1, 2, 10; D92/1 R, 1 A, 1 B, 1 E, 1 G, 1 P,
1 W, 1 Y, 1 QQ, 25, 26, 29-33

[56] **References Cited**

U.S. PATENT DOCUMENTS

D. 241,274 8/1976 Hori D4/38.1
D. 241,374 9/1976 Hori D4/38.1
D. 241,375 9/1976 Hori D4/38.1
2,765,486 10/1956 Anderson 15/230.11
2,836,840 6/1958 Pratt 15/230.11

Primary Examiner—Catherine E. Kemper
Attorney, Agent, or Firm—Wenderoth, Lind & Ponack

[57] **CLAIM**

The ornamental design for paint roller, substantially as shown.

DESCRIPTION

FIG. 1 is a front elevational view of a paint roller showing my new design;
FIG. 2 is a rear elevational view thereof;
FIG. 3 is a left end elevational view thereof;
FIG. 4 is a right end elevational view thereof;
FIG. 5 is a top plan view thereof;
FIG. 6 is a bottom plan view thereof;
FIG. 7 is a perspective view thereof.



FIG. 1



FIG. 2




FIG. 3




FIG. 4



FIG. 5




FIG. 6




FIG. 7

