

- [54] **COMBINED COVER AND STAND FOR ELECTRIC LIGHT**
- [75] Inventor: **Yoshikazu Suzuki**, Yokohama, Japan
- [73] Assignee: **Ushio Denki Kabushiki Kaisha**, Tokyo, Japan
- [**] Term: **14 Years**
- [21] Appl. No.: **161,567**
- [22] Filed: **Jun. 20, 1980**
- [51] Int. Cl. **D26—99**
- [52] U.S. Cl. **D26/118; D26/37; D26/138**
- [58] Field of Search **D26/118, 119, 37-46, D26/48, 49, 50, 142, 138; 362/157, 184-191, 194-208, 359; 248/309, 310, 346**

- [56] **References Cited**
U.S. PATENT DOCUMENTS
1,739,679 12/1929 Laib 362/359

FOREIGN PATENT DOCUMENTS

2029968 2/1973 Fed. Rep. of Germany 362/190
1334855 10/1973 United Kingdom 362/359

Primary Examiner—Susan J. Lucas
Attorney, Agent, or Firm—McCormick, Paulding & Huber

[57] **CLAIM**
The ornamental design for combined cover and stand for electric light, substantially as shown and described.

DESCRIPTION

FIG. 1 is a plan view of combined cover and stand for electric light showing my new design;
FIG. 2 is a front elevational view thereof;
FIG. 3 is a right side view thereof;
FIG. 4 is a rear elevational view thereof;
FIG. 5 is a perspective rear view thereof;
FIG. 6 is a perspective view of the combined cover and stand in use as a cover, the light being shown in broken lines for illustrative purposes only; and
FIG. 7 is a perspective view of the combined cover and stand in use as a stand, the light being shown in broken lines for illustrative purposes only.

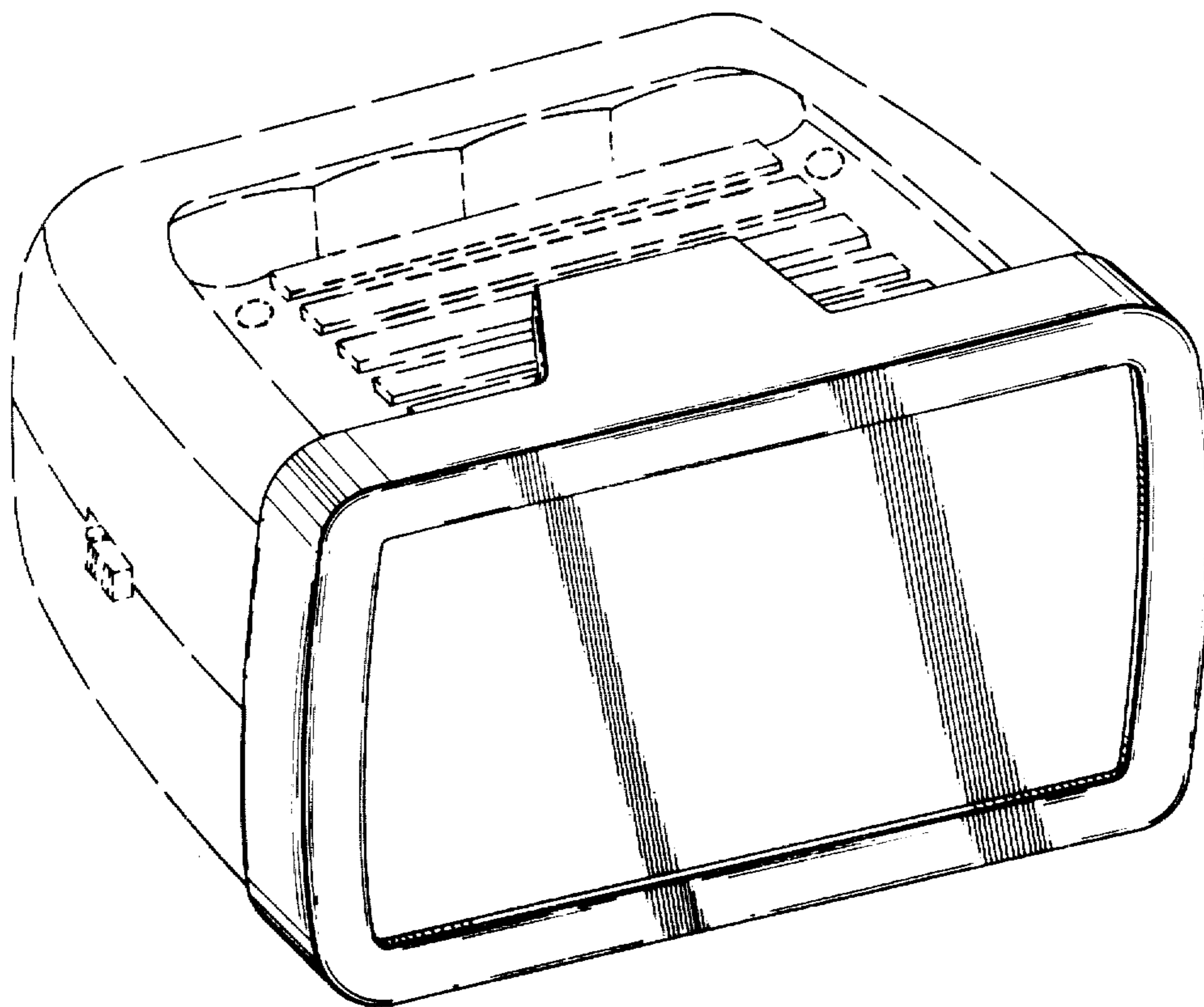


FIG. 1




FIG. 2

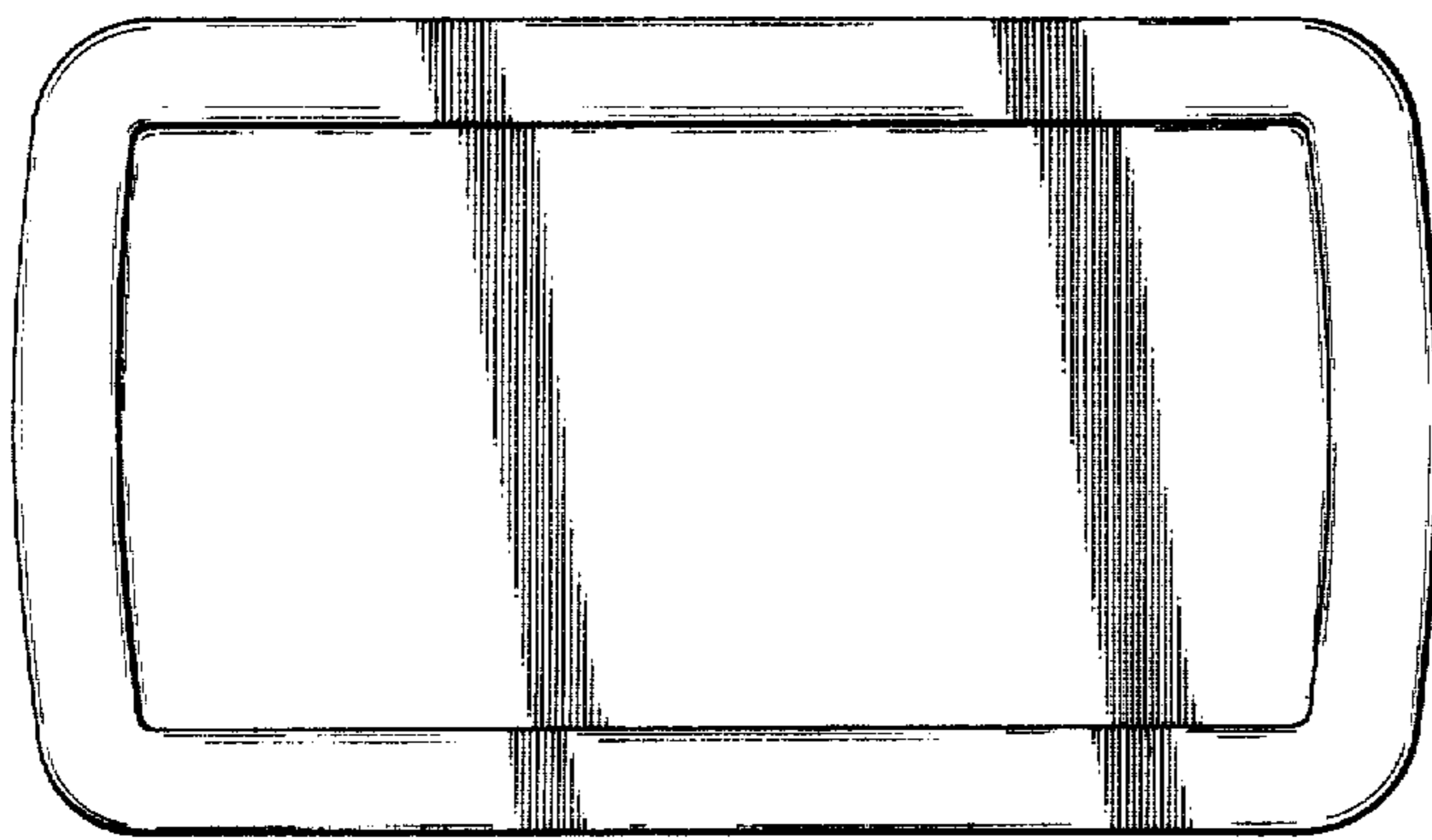


FIG. 3




FIG. 4




FIG. 5

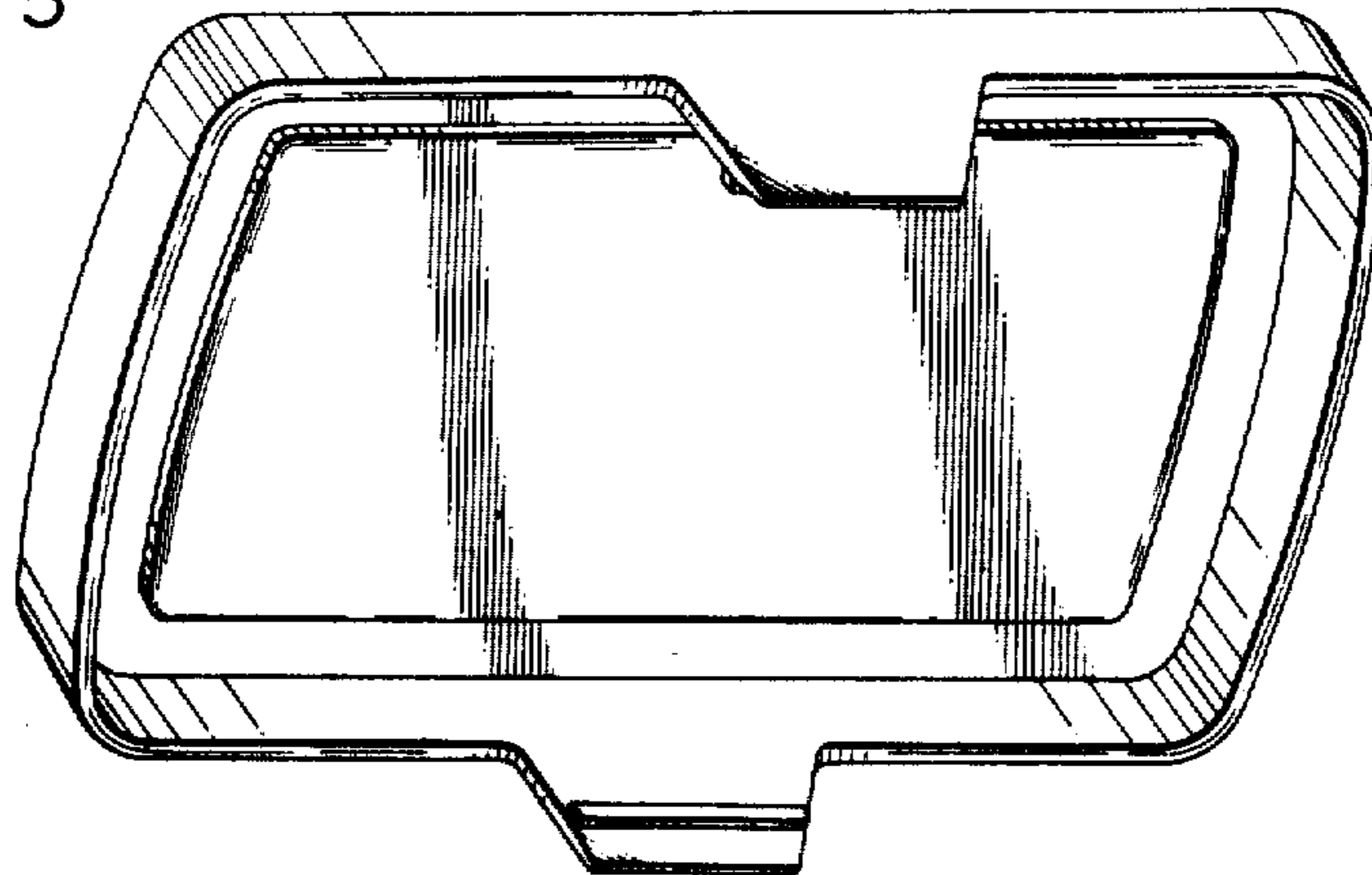


FIG. 6




FIG. 7

