

[54] COMBINED DOOR AND HANDLE

[75] Inventor: William J. Horgan, Jr., Pittsburgh, Pa.

[73] Assignee: Blumcraft of Pittsburgh, Pittsburgh, Pa.

[**] Term: 14 Years

[21] Appl. No.: 182,692

[22] Filed: Aug. 29, 1980

[51] Int. Cl. D25-02

[52] U.S. Cl. D25/48; D8/315

[58] Field of Search D25/48; D8/315, 316, D8/317, 318, 319, 320; 16/110 R, 21.7, 21.5, 1 P; 74/551.1

[56] References Cited

U.S. PATENT DOCUMENTS

2,576,511 11/1951 Jewett 16/DIG. 5

OTHER PUBLICATIONS

Sweet's Architectural Catalog File, 1978, 5.11/Blu, p. 152, P-752A Handle.

Primary Examiner—A. Hugo Word
Attorney, Agent, or Firm—Paul & Paul

[57] CLAIM

The ornamental design for a combined door and handle, as shown and described.

DESCRIPTION

FIG. 1 is a perspective inside view of one embodiment of a combined door and handle showing my new design. FIG. 2 is an outside front elevational view of the door and handle illustrated in FIG. 1.


FIG. 3 is a right end view of the door and handle illustrated in FIG. 1.

FIG. 4 is a left end view of the door and handle illustrated in FIG. 1.

FIG. 5 is a top view of the door and handle illustrated in FIG. 1.

FIG. 6 is a bottom view of the door and handle illustrated in FIG. 1.

FIG. 7 is an inside perspective view of an alternative embodiment of the door and handle, having shorter horizontal handle portions than that illustrated in FIG. 1, but being otherwise similar to that illustrated in FIG. 1, in all other respects.



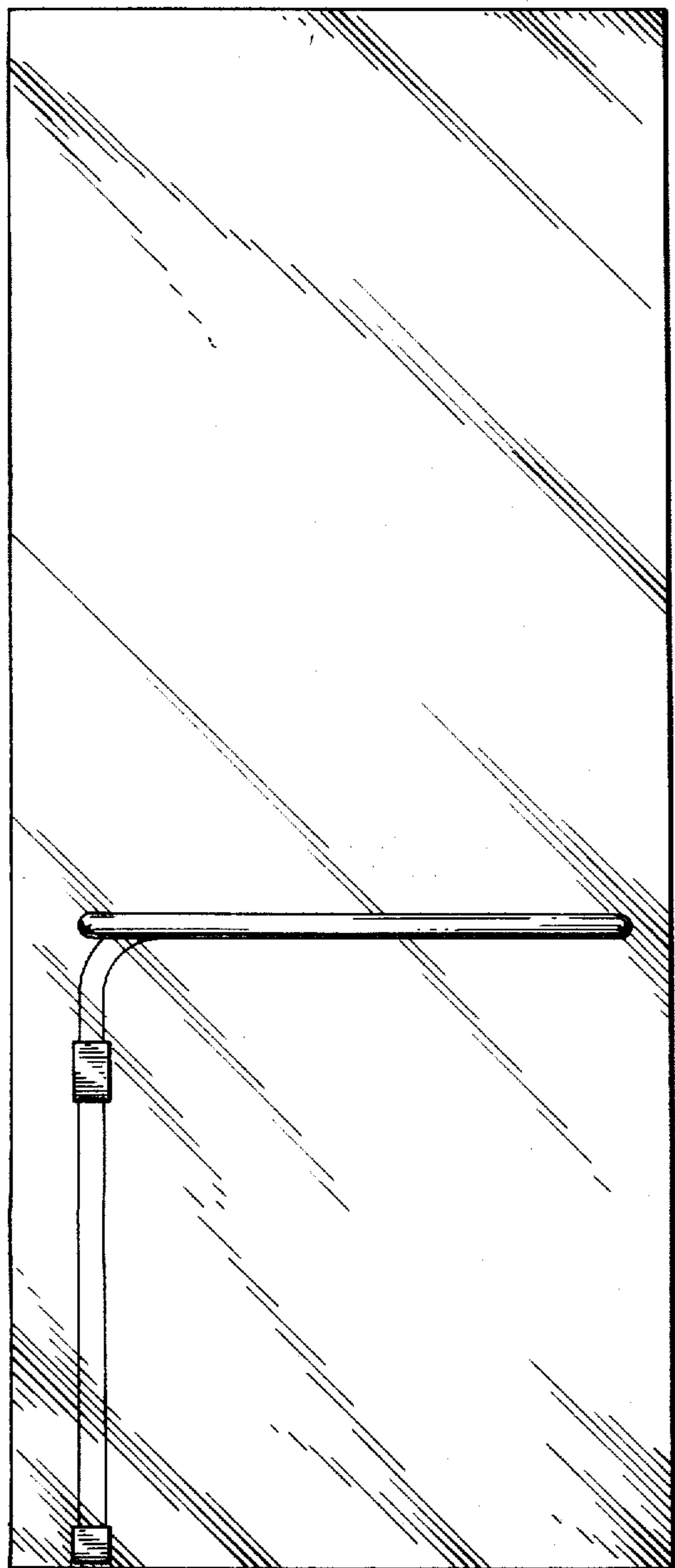


Fig. 2

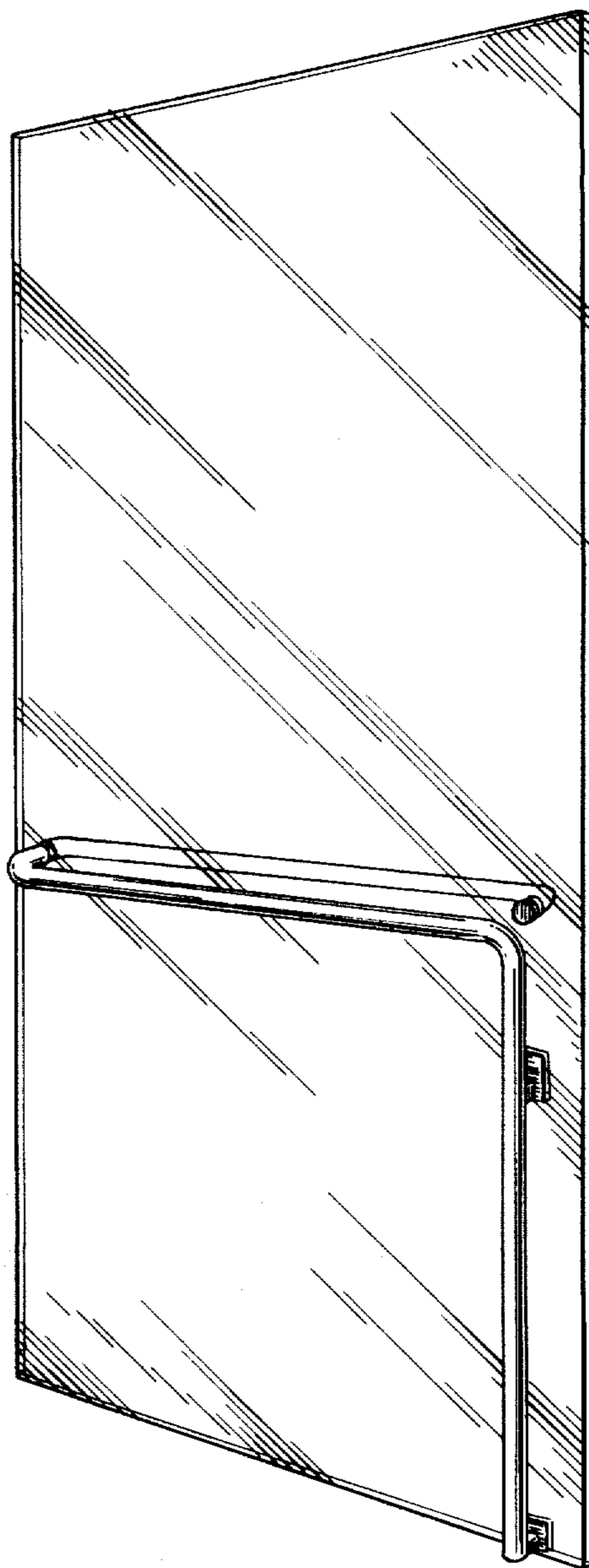


Fig. 1




Fig. 5




Fig. 6

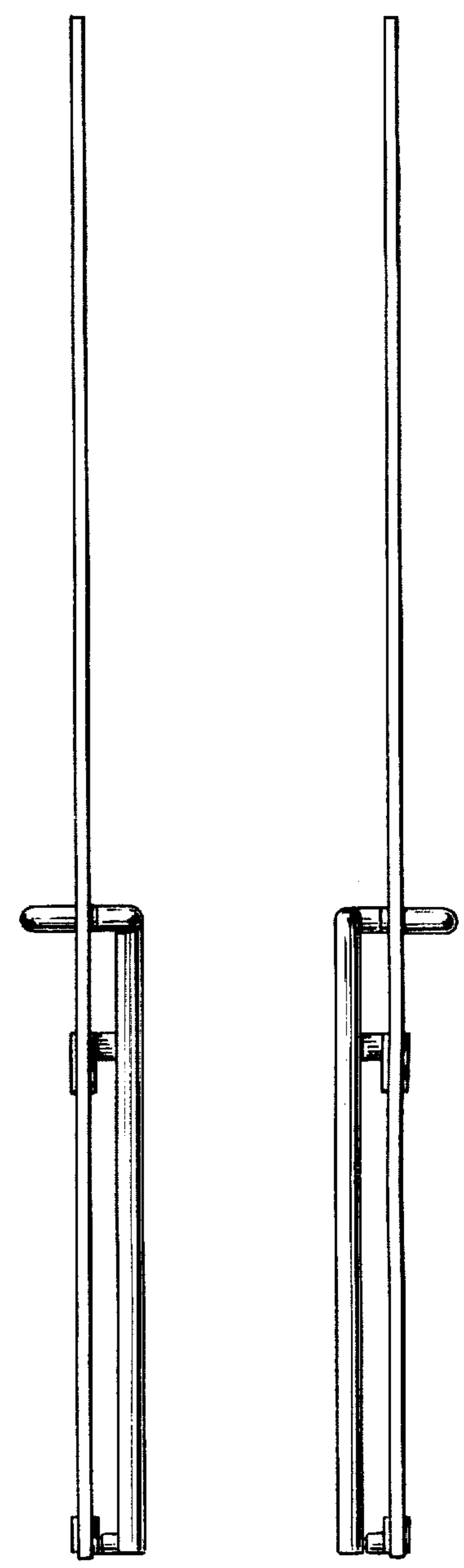


Fig. 4

Fig. 3

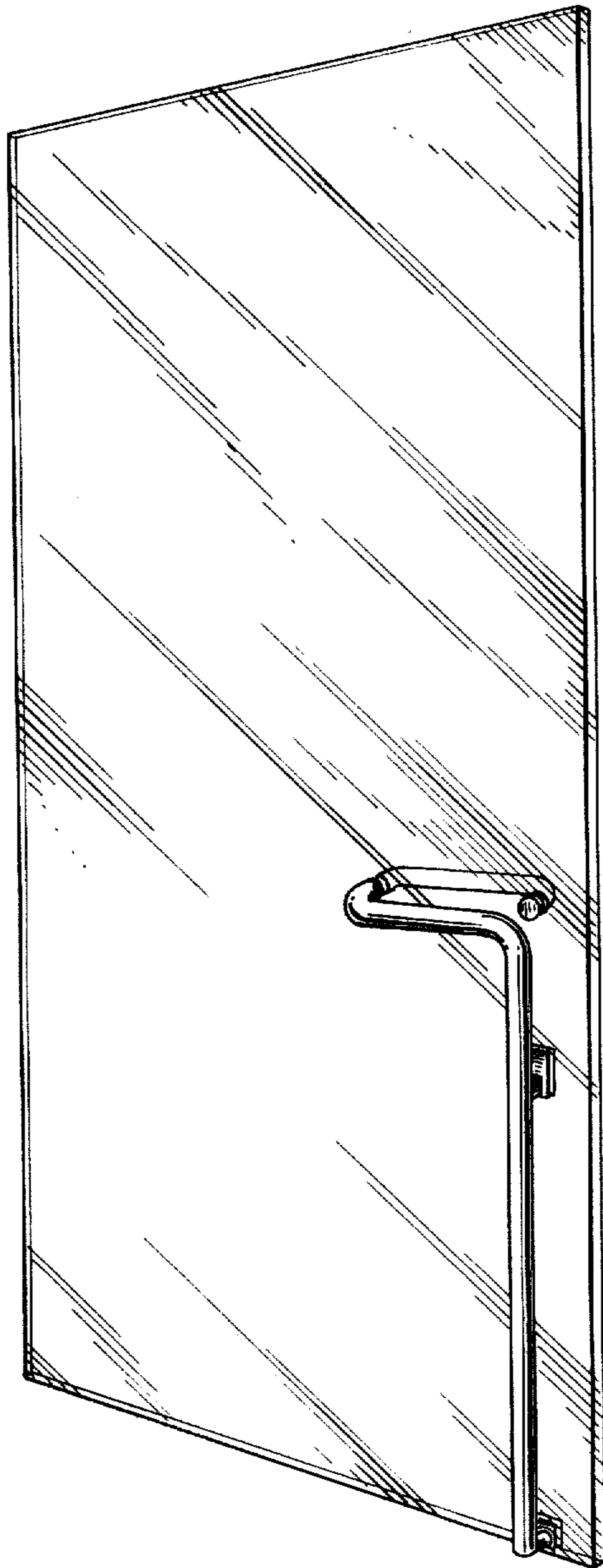


Fig. 7