

[54] TOY VEHICLE

[75] Inventors: Shinroku Nakao, Yokohama; Yoshiyasu Ishii, Tokyo; Susumu Matsumoto, Tokyo; Kiyoshi Hoshino, Tokyo, all of Japan

[73] Assignee: Combi Co., Ltd., Tokyo, Japan

[**] Term: 14 Years

[21] Appl. No.: 200,357

[22] Filed: Oct. 24, 1980

[30] Foreign Application Priority Data

Aug. 8, 1980 [JP] Japan 55-32408

[51] Int. Cl. D21-01

[52] U.S. Cl. D21/78

[58] Field of Search D21/124, 128, 132, 134, D21/135-137, 140, 76, 78, 79, 81; 280/87.01, 87.02 R, 87.05, 87.04 R; 46/201, 202, 206, 210

[56]

References Cited

U.S. PATENT DOCUMENTS

- D. 239,127 3/1976 Powers D21/136
- D. 246,481 11/1977 Nakao D21/137
- D. 250,851 1/1979 Nakao et al. D21/74
- D. 252,653 8/1979 Nakao et al. D21/74

Primary Examiner—Charles A. Rademaker
Attorney, Agent, or Firm—Sughrue, Mion, Zinn, Macpeak & Seas

[57]

CLAIM

The ornamental design for a toy vehicle, as shown.

DESCRIPTION

FIG. 1 is a front, top and left side perspective view of a toy vehicle showing our new design; FIG. 2 is a front elevational view thereof; FIG. 3 is a rear elevational view thereof; FIG. 4 is a right side elevational view thereof; FIG. 5 is a top plan view thereof; and FIG. 6 is a bottom plan view thereof.




FIG. 1




FIG. 2

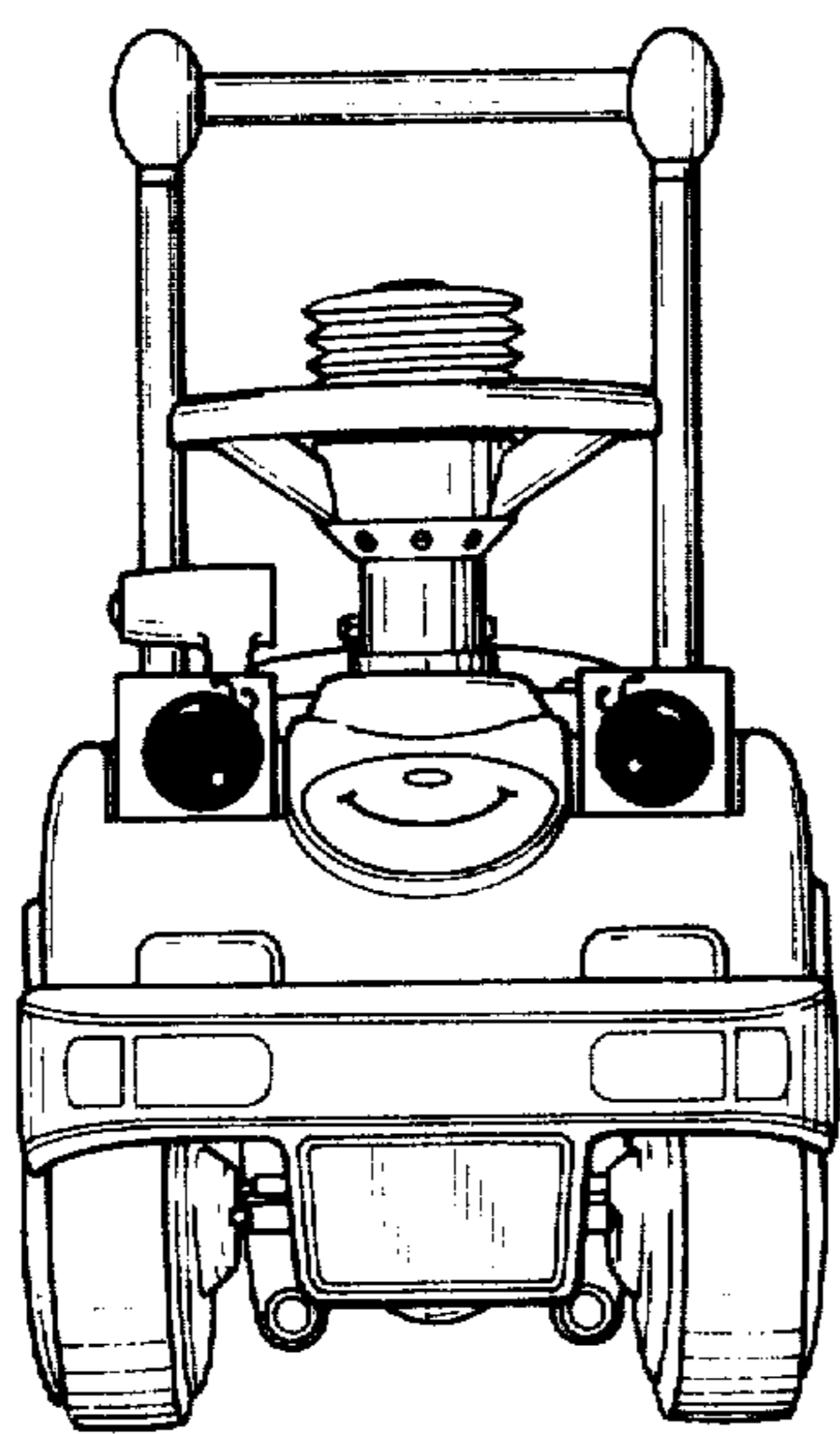


FIG. 3

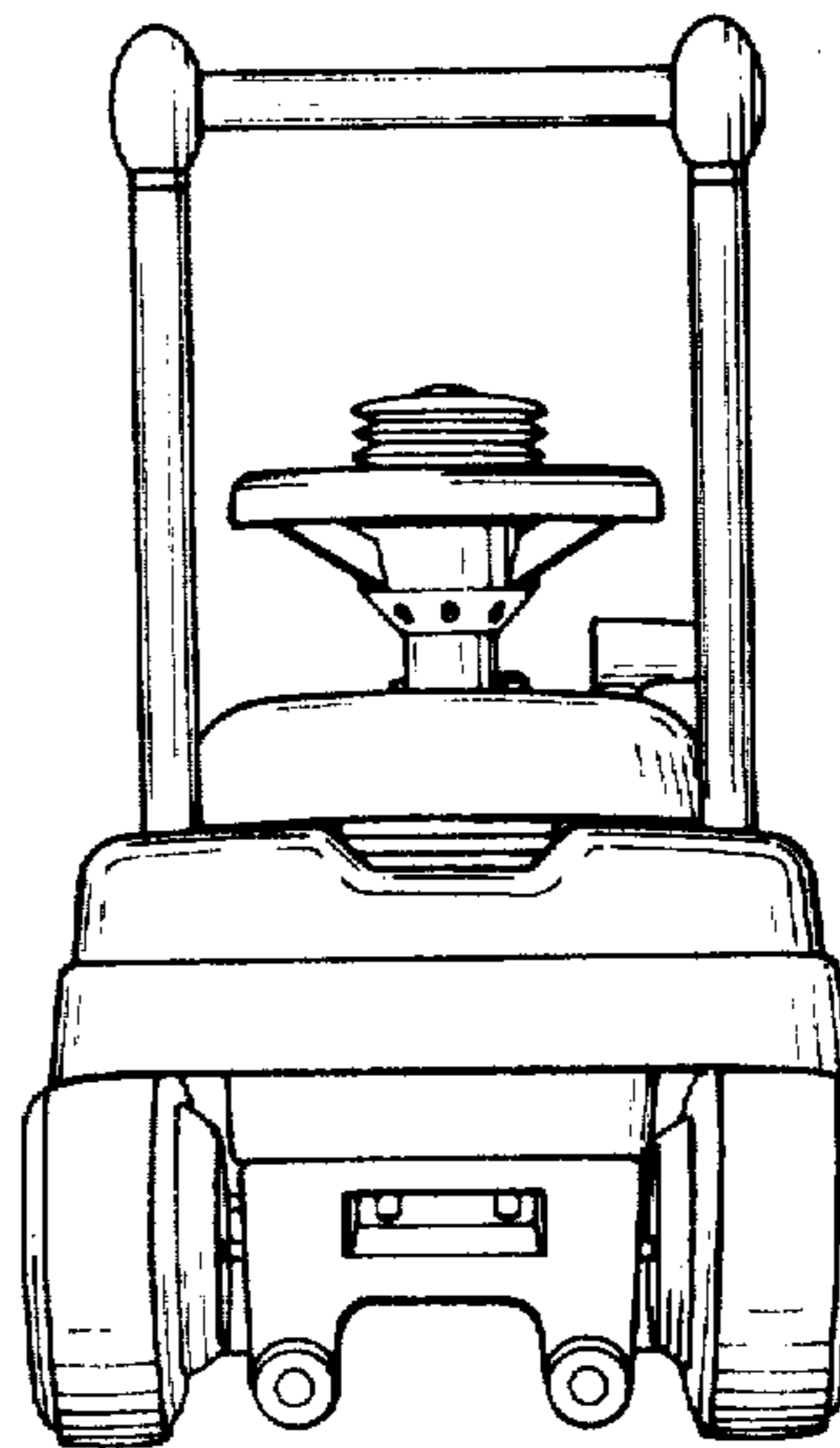


FIG. 4




FIG. 5

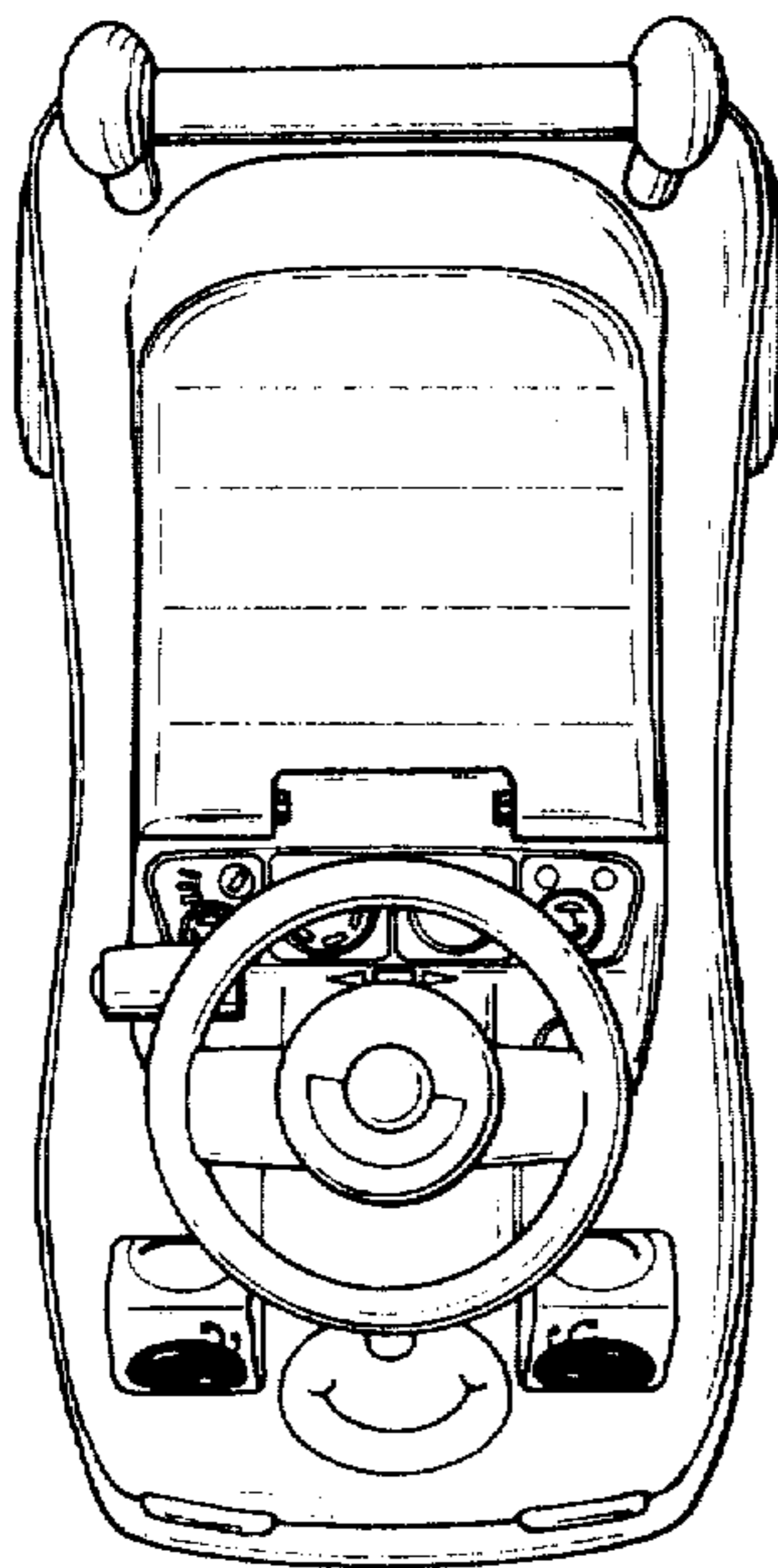


FIG. 6

